

**Makita**<sup>®</sup>

**50**  
五十  
In the UK  
since 1972




















# PRODUCT CATALOGUE

JANUARY 2023








# SYMBOL KEY

## Products




-  Forward/reverse rotation
-  2 mechanical gears
-  3 mechanical gears
-  4 function
-  Torque limiter
-  Rotary only
-  Rotary hammer
-  Hammer only
-  Variable speed
-  Soft start
-  Electronic brake
-  Constant speed under load
-  Anti-Vibration system
-  Tool-less blade change
-  Laser line
-  Flow sensor
-  Extreme clean
-  110V
-  240V










-  Job light
-  Double insulated
-  Made in the UK

## Production tools

-  Forward/reverse rotation
-  Soft start
-  Electronic brake
-  Constant speed under load
-  Job light

## Air tools

-  110V
-  240V
-  Easy load
-  Exhaust
-  Utility hook
-  Depth dial
-  No mar tip
-  Soft grip
-  Contact trip
-  Sequential

-  Next Generation Technology
-  Lithium-ion Extreme Technology
-  Compact Extreme Technology
-  Brushless Motor
-  Auto-Start Wireless System
-  Anti-Vibration Technology
-  Deep Exact Cutting Technology
-  Automatic Torque Drive Technology
-  Active Feedback Sensing Technology
-  Suppression of Motor Speed when Idling
-  Makita Mini 4-Stroke Engine
-  Makita Two-Mass Vibration Dampening
-  Quick Change Grinding Blades
-  Back-Pack Battery Direct Connection

**1**  
Year  
Guarantee

Every Makita Tool is thoroughly inspected and tested before leaving the factory and is guaranteed to be free of defects from workmanship and materials for the period of ONE YEAR from the date of original purchase. Should any trouble develop during this one year period, return the COMPLETE tool freight prepaid, to EITHER an Authorised Makita Service Agent or to Makita (UK) Ltd. If inspection shows the trouble is caused by defective workmanship or material, Makita will repair WITHOUT CHARGE.

**This guarantee does not apply where:**

- Repairs have been made or attempted by others.
- Repairs are required because of normal wear and tear.
- The tool has been abused, misused or improperly maintained.
- Alterations have been made to the tool.
- This guarantee does not affect your statutory rights.

Visit [www.makitauk.com](http://www.makitauk.com) for the latest noise and vibration figures. Alternatively see page 207

Makita (UK) Ltd, Michigan Drive, Tongwell, Milton Keynes, Bucks, MK15 8JD Tel: 01908 211678



Makita Corporation is a member of  
The European Power Tool Association.

All machines in this catalogue conform to CE Marking Regulations.  
All weights quoted in this catalogue conform to EPTA procedure 01.  
All vibration figures conform to the relevant EN standard.

VAT calculated at 20% subject to change.  
Accessories shown are not necessarily supplied as standard equipment.  
Prices and specification shown may change owing to our policy of constant improvement.  
Subject to availability. E&OE.





<b>New Products</b>				<b>4</b>
<b>Cordless Products</b>	<b>XGT</b>	<b>LXT</b>	<b>CXT / 7.2V</b>	
Batteries	6	6	7	
Torches	8	9	13	
Cordless Kits	37	103	121	
Demolition Hammers	14	38	-	
Rotary Hammers	15	38	108	
Combi Drills	17	42	108	
Drill Drivers	-	44	109 / 123	
Angle Drills	18	48	110	
Impact Drivers	18	49	111/123	
Impact Wrenches	19	52	112	
Drywall Screwdrivers	-	56	-	
Autofeed Screwdrivers	-	57	-	
Nailers / Staplers	24	58	117	
Rivet Gun	-	60	-	
Planers	20	60	-	
Router / Trimmers	20	61	-	
Mitre Saws	23	62	-	
Circular Saws / Plunge Saw	21	63	118	
Band Saws	30	68	-	
Jigsaws	-	70	114	
Sanders / Polishers	31	71	116	
Tile cutters	-	-	118	
Multi Tools	-	73	115	
Reciprocating Saws	24	74	114	
Shears / Nibbler	-	75	-	
Disc Cutters	25	77	-	
Angle Grinders	26	78	-	
Steel Rod / Rebar Cutter	-	83	116	
Heat Gun	-	87	-	
Cool and Warm Boxes	23	92	-	
Fans / Blowers	33	93	120	
Dust Extractor / Vacuums	33	94	121	
Chainsaws	A2	A8	-	
Earth Auger	A3	A12	-	
Split-Shaft	A4	A10	-	
Brush Cutters	A4	A13	-	
Linetrimmers	A5	A13	-	
Blowers	A6	A17	-	
Hedge Trimmers	A7	A19	A21	
Shears	-	A21	-	
Sprayers	-	A22	A22	
Grass Shears	-	A23	A23	
Wheelbarrow	-	A24	-	
Lawn Mowers	A6	A25	-	
<b>Radios / Bluetooth Speakers</b>				<b>125</b>
<b>Drills</b>				
Magnetic Drill				130
Angle Drills				130
Rotary Drills				131
Percussion Drills				132
Diamond Core Drills				134
Rotary Hammer Drills SDS-Plus				135
<b>Demolition</b>				
Rotary Hammer Drills SDS-Max				139
Scrapers				141
Demolition Hammer				142
<b>Construction</b>				
Stone Cutting				145
Petrol Disc Cutters				147
Stone Polisher				149
Concrete Planer				149
Mixers				161
<b>Angle Grinders</b>				<b>151</b>
<b>Heat Guns</b>				<b>162</b>
<b>Metal Working</b>				
Die Grinders				158
Shears				159
Nibblers				159
Cut-off saws				160
Polishers				179
<b>Fastening</b>				
Autofeed Screwdrivers				162
Drywall Screwdrivers				163
Impact Drivers				163
Impact Wrenches				164
Gas Nailers				191
Air Nailers				192
Compressors				194
<b>Saws</b>				
Cut-off saws				160
Band saws				174
Jigsaws				165
Reciprocating Saws				166
Circular Saws				167
Plunge Saws				167
Table Saw				169
Mitre Saws				170
<b>Woodworking</b>				
Biscuit Jointer				167
Sanders				175
Planers				180
Mortiser				181
Thicknesser				181
Trimmers				183
Routers				182
<b>Multi Tool</b>				<b>174</b>
<b>Dust Management</b>				<b>184</b>
<b>Measuring</b>				
Laser Levels				199
Distance Measures				201
<b>Pumps</b>				<b>196</b>
<b>Power Washers</b>				<b>197</b>
<b>Heated Jacket</b>				<b>123</b>
<b>Production Tools</b>				<b>202</b>
<b>Vibration and Noise Chart</b>				<b>207</b>
<b>Petrol / Electric Garden Products</b>				
Chainsaws				A32
Linetrimmers				A33
Brush Cutters				A35
Hedge Trimmers				A36
Lawn Mowers				A38
Scarifiers				A41
Shredder				A41
Water Pumps				A42
Blowers				A42

# Building Training, Servicing & Support for our Customers



**Makita UK is the first company within our industry to provide City & Guilds training accreditation covering the correct and safe use of power tools and garden machinery ensuring our customers training and servicing requirements are met.**

Some of our available courses include:

#### General product course

This course is a must for personnel in any organisation committed to selling Makita products, and gives a high level of familiarity with the entire Makita range of power tools.

#### Outdoor power product course

With the inclusion of our Dolmar brand to the Makita range we have quadrupled our product range. This is a must for our dealers to give them the highest level of knowledge needed to be an authorised dealer.

#### Electric service course

This course is for authorised service personnel who require a precise insight into the repair process of a cross section of Makita products.

#### Service course

This course is for authorised service personnel who wish to gain skills in specific areas of tool servicing. This includes servicing pressure washers, gas nailers, air or petrol tools.

#### Outdoor power service course

A must for all our Makita and Dolmar authorised servicing dealers. The course has been specifically designed to demonstrate how easily the product range can be maintained, serviced and repaired.

[makitauk.com/training](http://makitauk.com/training)

## Factory Service Centres

**Makita UK Milton Keynes**  
Michigan Drive, Milton Keynes  
MK15 8JD



**Makita: Milton Keynes FSC**  
Unit 21, Tanners Drive, Blakelands  
Milton Keynes MK14 5BU

**Makita: Wigan FSC**  
Whelan Building, Martland Park,  
Challenge Way, Wigan WN5 0LD

**Makita: London FSC**  
Unit 5, Vector Park, Forest Road,  
Feltham, London TW13 7EJ



**Makita: Glasgow FSC**  
Unit 4a, Albion Industrial Trading Est,  
750 South St, Glasgow G14 0SY




# NEW PRODUCTS

40V Max XGT Brushless  
Impact Driver  
TD003GZ  
Page 18



XGT BL

40V Max XGT Brushless Mixer  
UT001GT201 / UT001GZ02  
Page 31



XGT BL

40V Max XGT / 18V LXT Cooler & Warmer Box 50L  
CW002GT101 / CW002GZ  
Page 32



XGT LXT

18V LXT Brushless Drywall Sander  
DSL801ZU  
Page 69



LXT BL AWS

18V LXT Brushless  
Reciprocating Saw  
DJR189Z  
Page 75



LXT BL

18V LXT Brushless Rebar Tying Tool  
DTR181ZJ  
Page 85



LXT BL

18V LXT Brushless 2 Piece Kit  
DLX2460TJ  
Page 105



LXT BL X2

12V Vacuum Cleaner  
CL117FDX2  
Page 123



LITHIUM-ION

# NEW PRODUCTS / BATTERY POWER SOURCE KITS

40V Max XGT Brushless Lawnmower  
LM001GT204 / LM001GZ  
Page A6



XGT BL

40V Max XGT Brushless Lawnmower  
LM002GT204 / LM002GZ  
Page A6



XGT BL

## Battery Power Source Kits



Part Number	Description
1910A1-7	XGT 40V 8.0Ah - BL4080F x2 Batteries, DC40RB 110V Charger & Makpac Type 3
1910A2-5	XGT 40V 8.0Ah - BL4080F x2 Batteries, DC40RB 240V Charger & Makpac Type 3
1910B0-6	XGT 40V 8.0Ah - BL4080F x4 Batteries, DC40RB 110V Charger & Makpac type 3
1910B1-4	XGT 40V 8.0Ah - BL4080F x4 Batteries, DC40RB 240V Charger & Makpac Type 3
191J85-8	XGT 40V 2.5Ah - BL4025 x2 Batteries, DC40RA 240V Charger & Makpac Type 1
191K01-6	XGT 40V 4.0Ah - BL4040 x2 Batteries, DC40RA 240V Charger & Makpac Type 1
191U05-8	XGT 40V 4.0Ah - BL4040 x2 Batteries, DC40RB 110V Charger & Makpac Type 3
191U06-6	XGT 40V 4.0Ah - BL4040 x2 Batteries, DC40RB 240V Charger & Makpac Type 3
191U19-7	XGT 40V 5.0Ah - BL4050F x2 Batteries, DC40RB 110V Charger & Makpac Type 3
191U20-2	XGT 40V 5.0Ah - BL4050F x2 Batteries, DC40RB 240V Charger & Makpac Type 3
191U33-3	XGT 40V 4.0Ah - BL4040 x4 Batteries, DC40RB 110V Charger & Makpac Type 3
191U34-1	XGT 40V 4.0Ah - BL4040 x4 Batteries, DC40RB 240V Charger & Makpac Type 3
191U47-2	XGT 40V 5.0Ah - BL4050F x4 Batteries, DC40RB 110V Charger & Makpac Type 3
191U48-0	XGT 40V 5.0Ah - BL4050F x4 Batteries, DC40RB 240V Charger & Makpac Type 3
191V30-5	XGT 40V 2.5Ah - BL4025 x2 Batteries, DC40RC 110V Charger & Makpac Type 1
191V31-3	XGT 40V 2.5Ah - BL4025 x2 Batteries, DC40RC 240V Charger & Makpac Type 1
198095-6	LXT 18V 6.0Ah - BL1860B x4 Batteries, DC18RD 240V Charger & Makpac Type 3
198119-8	LXT 18V 6.0Ah - BL1860B x2 Batteries, DC18RC 240V Charger & Makpac Type 1
197627-6	LXT 18V 5.0Ah - BL1850B x4 Batteries, DC18RD 240V Charger & Makpac Type 3
197803-2	LXT 18V 5.0Ah - BL1850B x2 Batteries, DC18RC 240V Charger & Makpac Type 3
191L71-1	LXT 18V 4.0Ah - BL1840B x2 Batteries, DC18RC 240V Charger & Makpac Type 1
197974-5	LXT 18V 3.0Ah - BL1830B x2 Batteries, DC18RC 240V Charger & Makpac Type 1



# BATTERIES / CHARGERS



18V LXT 6.0 Ah	BL1860B (197422-4) 	<b>40</b> Minute Charge 1-2 Batteries with ADP10 Adaptor	<b>85</b> Minute Charge with ADP10 Adaptor	<b>55</b> Minute Charge 1-2 Batteries	<b>130</b> Minute Charge	<b>130-260</b> Minute Charge 130: 1-2 Batteries 260: 3-4 Batteries
18V LXT 5.0 Ah	BL1850B (197280-8) 	<b>35</b> Minute Charge 1-2 Batteries with ADP10 Adaptor	<b>70</b> Minute Charge with ADP10 Adaptor	<b>45</b> Minute Charge 1-2 Batteries	<b>110</b> Minute Charge	<b>110-220</b> Minute Charge 110: 1-2 Batteries 220: 3-4 Batteries
18V LXT 4.0 Ah	BL1840B (197265-4) 	<b>29</b> Minute Charge 1-2 Batteries with ADP10 Adaptor	<b>58</b> Minute Charge with ADP10 Adaptor	<b>36</b> Minute Charge 1-2 Batteries	<b>90</b> Minute Charge	<b>90-180</b> Minute Charge 90: 1-2 Batteries 180: 3-4 Batteries
18V LXT 3.0 Ah	BL1830B (197599-5) 	<b>22</b> Minute Charge 1-2 Batteries with ADP10 Adaptor	<b>42</b> Minute Charge with ADP10 Adaptor	<b>22</b> Minute Charge 1-2 Batteries	<b>60</b> Minute Charge	<b>60-120</b> Minute Charge 60: 1-2 Batteries 120: 3-4 Batteries
40V Max XGT 8.0 Ah	BL4080F (191X65-8) 	<b>72</b> Minute Charge 1-2 Batteries	<b>128</b> Minute Charge Approximately			
40V Max XGT 5.0 Ah	BL4050F (191L47-8) 	<b>50</b> Minute Charge 1-2 Batteries	<b>85</b> Minute Charge			
40V Max XGT 4.0 Ah	BL4040 (191B26-6) 	<b>45</b> Minute Charge 1-2 Batteries	<b>67</b> Minute Charge			
40V Max XGT 2.5 Ah	BL4025 (191B36-3) 	<b>28</b> Minute Charge 1-2 Batteries	<b>38</b> Minute Charge			
40V Max XGT 2.0 Ah	BL4020 (191L29-0) 	<b>22</b> Minute Charge 1-2 Batteries	<b>30</b> Minute Charge			

# BATTERIES / CHARGERS

<b>64V</b> Lithium-ion		DC64WA (191W23-8) 
<b>4.0</b> Ah	BL6440 (191R06-8) 	<b>120</b> Minute Charge

<b>Power Pack LXT</b> Lithium-ion		
PDC01		18V x2 LXT Adaptor 191J51-5
		18V LXT Adaptor 191J50-7
		<b>22-55</b> Minute Charge See 18V LXT Battery chart for more information

191A64-2 - Includes LXT power pack and 18V x2 adaptor. (18V batteries not included)  
 191A59-5 - Includes LXT power pack, 18V adaptor and 18V x2 adaptor. (18V batteries not included)  
 191C91-1 - Includes LXT power pack, 4x 5.0Ah 18V LXT batteries, 18V charger and 18V x2 adaptor

<b>1,200Wh</b> Power Pack Lithium-ion			DC4001 
PDC1200		18V x2 LXT Adaptor 191J51-5	<b>360</b> Minute Charge 6 Hours
		40V XGT Adaptor 191N62-4	

PDC1200A01 - Includes 1,200Wh battery power pack, DC4001 charger and 18V x2 adaptor  
 PDC1200A02 - Includes 1,200Wh battery power pack and DC4001 charger

<b>12V Max CXT</b> Lithium-ion			DC10SB	DC18RE	DC10WD 
<b>4.0</b> Ah	BL1041B (197406-2) 	<b>60</b> Minute Charge			<b>130</b> Minute Charge
<b>2.0</b> Ah	BL1021B (197396-9) 	<b>30</b> Minute Charge			<b>70</b> Minute Charge
<b>1.5</b> Ah	BL1016B (197393-5) 	<b>22</b> Minute Charge			<b>50</b> Minute Charge

Battery capacity measured in line with battery directive 2006/66/EC and EU regulations 11/03/2010. Li-ion IEC61960.



**40V Max XGT LED Worklight**

**ML009G**

96 x LED  
10,000 Lumens  
-30 to 210 degrees rotation  
Memory function mode



**ML009G** Body only  
**ML009GX** Body only

**40V Max XGT LED Worklight**

**ML005G**

40 x LED  
3,600 Lumens  
-30 to 210 degrees rotation  
Memory function mode



**ML005G** Body only

**40V Max XGT LED Torch**

**ML003G**

20 x LED  
1,100 Lumens  
-30 to 210 degrees rotation  
Memory function mode



**ML003G** Body only

**XGT CORDLESS Worklight**

**ML007G**

Long beam distance - up to 640m  
1,250 Lumens  
4 lighting modes  
Worklight head swivels 90 degrees



**ML007G** Body only

**40V Max XGT LED Torch**

**ML001G**

4x 0.5W LED  
160 Lumen  
12 position pivoting head with  
positive stops from 0° to 170°



**ML001G** Body only

**40V Max XGT LED Torch**

**ML006G**

18 LED  
500 lumens  
Head folds up & down 7 positive stops  
Head Rotates from left to right  
3 modes



**ML006G** Body only

**40V Max XGT LED Tube Torch**

**ML002G**

0.5W x 20 LED All round  
2W x 1 LED Single light  
710 Lumens  
2.4Amp USB Port for charging  
phones or similar



**ML002G** Body only

**18V/14.4V LED Worklight**

**DML805**

14.4V or 18V Li-ion Battery or  
Mains Powered 110v/240V

20 x 0.5W LED  
Max Run Time 17 Hours  
750 Lumen  
Light can be rotated 360°



**DML805** Body only

**18V LED Worklight** **DML809**

18V Li-ion Battery or  
Mains Powered 110v/240V

Can take 2x 18V batteries for longer  
run times.

96 x LED  
High: 10,000 lumens  
Medium: 4,000 lumens  
Low: 2,000 lumens



**DML809** Body only

**18V LED Worklight** **DML811**

18V Li-ion Battery or  
Mains Powered 110v/240V

30 x LED  
High: 3,000 lumens  
Medium: 1,500 lumens  
Low: 750 lumens



**DML811** Body only

**18V LXT LED Tower Light** **DML813**

12 x LED  
3,000 Lumens  
Controller with memory function  
Lamp units can be adjusted individually  
Light height is adjustable from 125 – 224cm  
IP55 certified weather and dust resistance



**DML813** Body only

**18V LED Torch** **DML812**

18V Li-ion Battery  
9W Single LED + 16 1W LED  
Max Run Time 10 Hours  
Spot 600 Lumen  
Flood 1,000 Lumen  
Spot/Flood 1,250 Lumen  
Light can be rotated 90°



**DML812** Body only

**18V LED Upright Light** **DML810**

18V Li-ion Battery or  
Mains Powered 240V

Can take 2x 18V batteries for  
longer run times.

High: 5,500 lumens  
Medium: 3,000 lumens  
Low: 1,500 lumens  
Lighting range: 360°  
Lighting range left: 180°  
Lighting range right: 180°

Power socket can be used to  
chain multiple upright lights  
together

Self-righting design keeps work  
light in an upright position when  
knocked



**DML810** Body only

**18V LXT LED Tower Light** **DML814**

12 x LED  
3,000 Lumens  
Controller with memory function  
Lamp units can be adjusted individually  
Light height is adjustable from 125 – 224cm  
IP55 certified weather and dust resistance



**DML814** Body only

**18V/14.4V LED Torch** **DML815**

14.4V or 18V Li-ion Battery

0.5W 4 x LED  
Max Run Time 54 Hours  
160 Lumen



**DML815** Body only

**18V/14.4V LED Torch** **DML808**

14.4V or 18V Li-ion Battery

4.9W Single LED  
Max Run Time 32 Hours  
190 Lumen



**DML808** Body only

**18V/14.4V LED Torch** **DML801**

14.4V or 18V Li-ion Battery

Half Power 6 x 0.5W LED  
Full Power 12 x 0.5W LED  
Max Run Time 48 Hours  
240 Lumen



DML801 Body only

**18V LXT LED Torch** **DML816**

18 LED  
500 lumens  
Head folds up & down 7 positive stops  
Head Rotates from left to right  
3 modes



DML816 Body only

**18V/14.4V LED Tube Torch** **DML806**

14.4V or 18V Li-ion Battery  
1W Single LED + 20 x 0.5W LED  
Max Run Time 71 Hours  
620 Lumen  
Can be used as 360° lantern, 180° lantern or flash light



DML806 Body only

**18V/14.4V LED Torch** **DML803**

14.4V or 18V Li-ion Battery  
2.4W Single LED  
Max Run Time 36 Hours  
170 Lumen  
Umbilical with clothing clip



DML803 Body only

**18V LED Torch** **DML186**

18V Li-ion Battery

0.08W 6 x LED  
Max Run Time 114 Hours  
500 Lumen



DML186 Body only

**18V/14.4V LED Head Torch** **DML800**

14.4V or 18V Li-ion Battery

1.6W Single LED  
Max Run Time 20 Hours  
100 Lumen  
7 Position head  
IPX-4 Waterproof design



DML800 Body only

**12V Max LED Torch** **ML106**

10.8v & 12v CXT Li-ion Battery

4.9W Single LED  
Max Run Time 12 Hours  
190 Lumen



ML106 Body only

**12V Max LED Torch** **ML105**

10.8v & 12v CXT Li-ion Battery

4.9W Single LED  
Max Run Time 14 Hours  
190 Lumen



ML105 Body only

**12V Max LED Tube Torch** **ML104**

10.8v and 12v CXT Li-ion Battery

2W Single LED + 20 x 0.5W LED  
Max Run Time 19 Hours  
710 Lumen  
Can be used as 360° lantern, 180° lantern or flash light



ML104 Body only

**12V Max LED Flashlight** **ML103**

10.8v and 12v CXT Li-ion Battery

1.5W Single LED  
Max Run Time 28 Hours  
100 Lumen



ML103 Body only

**40V Max XGT USB Adaptor** **DEAADP01G**

2x USB port adaptor



DEAADP01G Body only

**18V/14.4V LXT USB Adaptor** **DECADP05**

2x USB port adaptor



DECADP05 Body only

**12V Max CXT USB Adaptor** **DEBADP06**

1x USB port adaptor



DEBADP06 Body only

**12V Max CXT USB Adaptor** **DEAADP08**

1x USB port adaptor



DEAADP08 Body only



80V Max (40V Max x2) XGT Brushless Rotary Demolition Hammer HR006G

No load Speed	150 - 310 rpm
Blows per Minute	1,100 - 2,250 bpm
Max TCT bit	52mm
Max Core bit	160mm
Impact Energy	20.0 J
Net Weight	12.8 - 14.5kg



20.0 Joules



HR006GD203 2 x 2.5Ah Li-ion

HR006GZ Body only

STANDARD EQUIPMENT: Fast charger, battery cartridges, side handle, side grip, depth gauge, bit grease, cloth, carry case.

40V Max XGT Brushless Rotary Demolition Hammer HR005G

No load Speed	250 - 500 rpm	<b>ULTRA-LOW VIBRATION</b>
Blows per Minute	1,450 - 2,900 bpm	<b>Rotary Hammer 5.0 m/sec<sup>2</sup></b>
Max TCT bit	40mm	<b>Hammer 4.0 m/sec<sup>2</sup></b>
Max Core bit	105mm	<b>EN60745</b>
Impact Energy	8.0J	
Net Weight	7.4 - 8.2kg	



8.0 Joules



AWS: Auto-start Wireless System connects to compatible dust extractor with Bluetooth



HR005GD202 2 x 2.5Ah Li-ion

HR005GZ01 Body only

STANDARD EQUIPMENT: Fast charger, battery cartridges, side handle, depth gauge, bit grease, cloth, wireless unit, carry case.

80V Max (40V Max x2) XGT Brushless Demolition Hammer HM002G

Blows per Minute	950 - 1,900 bpm
Impact Energy per Stroke	20.9 J
Net Weight	12.0 - 13.3kg



20.9 Joules



AWS: Auto-start Wireless System connects to compatible dust extractor with Bluetooth



HM002GD203 2 x 2.5Ah Li-ion

HM002GZ03 Body only

STANDARD EQUIPMENT: Fast charger, battery cartridges, bull point, bit grease, side grip, cloth, carry case.

40V Max XGT Brushless Demolition Hammer HM001G

Blows per Minute	0 - 2,650 bpm
Impact Energy per Stroke	9.4J
Net Weight	6.3 - 7.1kg



9.4 Joules



AWS: Auto-start Wireless System connects to compatible dust extractor with Bluetooth



HM001GD202 2x 2.5Ah Li-ion

HM001GZ02 Body only

STANDARD EQUIPMENT: Bit Grease, Side Grip, Wireless Unit, Cloth, Carry Case

40V Max XGT Brushless Rotary Hammer HR004G

Max in Steel	13mm	Impact Energy	2.9J
Max in Wood	32mm	Net Weight	4.0 - 4.5kg
Max in Concrete	28mm		
Max TCT Core	54mm	<b>QUICK CHANGE CHUCK</b>	
Max Diamond Core	65mm	Body only machines do not come with a carry case.	
No Load Speed	0 - 980rpm		
Blows per Minute	0 - 5,000bpm		



2.9 Joules



HR004GD202 2x 2.5Ah Li-ion + DX14 Dust Extraction attachment

HR004GD204 2 x 2.5Ah Li-ion

+ ADP10 14.4V/18V charger adaptor / DX14 Dust Box

HR004GD201 2 x 2.5Ah Li-ion

HR004GZ Body Only

STANDARD EQUIPMENT: Fast charger, battery cartridges, depth gauge, side grip, bit grease, cloth, quick change chuck, carry case.

### DUST EXTRACTION ATTACHMENT

**DX12 - HR003G**

**HEPA Filtration System**  
The filter captures 99.97% of particulates .3 microns and larger.

**Adjustable Depth Stop**

**DX14 - HR004G**

**Twin LED Work Lights**

Body only machines and products do not come with batteries or chargers.

Body only machines and products do not come with batteries or chargers.



## 40V Max XGT Brushless Rotary Hammer

HR003G

Max in Steel	13mm	Body only machines do not come with a carry case.
Max in Wood	32mm	
Max in Concrete	28mm	
Max TCT Core	54mm	
Max Diamond Core	65mm	
No Load Speed	0 - 980rpm	
Blows per Minute	0 - 5,000bpm	
Impact Energy	2.8J	
Net Weight	3.9 - 4.6kg	



2.8 Joules

**XGT** **BL** **AVT**



HR003GD201 2 x 2.5Ah Li-ion

HR003GZ Body Only

STANDARD EQUIPMENT: Fast charger, battery cartridge, depth gauge, side grip, bit grease, cloth, carry case

## 40V Max XGT Brushless Rotary Hammer

HR007G

Max in Steel	13mm	Body only machines do not come with a carry case.
Max in Wood	32mm	
Max TCT bit	28mm	
Max Core bit	54mm	
Max Diamond Core	65mm	
No Load Speed	0 - 980 rpm	
Blows per minute	0 - 5,000 bpm	
Impact Energy	3.0J	
Net Weight	3.8 - 4.8kg	



3.0 Joules

**XGT** **BL** **AVT** **AFT** **AWS**



HR007GD201 2 x 2.5Ah Li-ion

HR007GZ Body Only


STANDARD EQUIPMENT: Fast charger, battery cartridges, cloth, grease vessel, depth gauge, air duct cap, carry case.

## DUST EXTRACTION ATTACHMENT

DX15 - HR007G




Adjustable Depth Stop



HEPA Filtration System

The filter captures 99.97% of particulates .3 microns and larger.



## 40V Max XGT Brushless Rotary Hammer

HR009G

No Load Speed	0 - 840 rpm	<b>QUICK CHANGE CHUCK</b> Body only machines do not come with a carry case.
Blows per minute	0 - 4,500 bpm	
Shank	SDS-PLUS	
Max TCT bit	30mm	
Max Core bit	80mm	
Max Diamond Core	80mm	
Max in Wood	32mm	
Max in Steel	13mm	
Impact Energy	3.9J	
Net Weight	5.3 - 6.7Kg	



3.9 Joules

**XGT** **BL** **AVT** **AWS** **AFT**



HR009GT201 2 x 5.0Ah Li-ion

HR009GZ01 Body only

STANDARD EQUIPMENT: Fast charger, battery cartridge, Drill chuck set, grease vessel set, depth gauge, cloth, carry case

## 40V Max XGT Brushless Combi Drill

HP001G

Capacity in Steel	20mm	Torque Settings	21 in high speed
Capacity in Wood	76mm		41 in low speed
Capacity in Masonry	20mm	Max Fastening Torque	140Nm (Hard joint)
Chuck Capacity	1.5 - 13mm		68Nm (Soft Joint)
No Load Speed	Hi: 0 - 2,600rpm	Net Weight	2.7 - 3.0kg
	Lo: 0 - 650rpm		
Blows per minute	Hi: 0 - 39,000bpm		
	Lo: 0 - 9,750bpm		



**ELECTRONIC CLUTCH**

Body only machines do not come with a carry case.



HP001GD201 2 x 2.5Ah Li-ion

HP001GZ Body Only

STANDARD EQUIPMENT: Fast charger, battery cartridge, depth stop, side handle, belt hook, screw bit, carry case

**XGT** **BL** **AVT** **METAL GEAR BOX**

## 40V Max XGT Brushless Combi Drill

HP002G

Capacity in Steel	13mm	Torque Settings	21 + Drill
Capacity in Wood	38mm	Max Fastening Torque (S/H)	30/64Nm
Capacity in Masonry	13mm	Net Weight	2.0 - 2.6kg
Chuck Capacity	1.5 - 13mm		
No Load Speed	Hi: 0 - 2,200 rpm		
	Lo: 0 - 600 rpm		
Blows per Minute	Hi: 0 - 33,000 bpm		
	Lo: 0 - 9,000 bpm		



Body only machines do not come with a carry case.



HP002GD201 2 x 2.5Ah Li-ion

HP002GZ Body Only

STANDARD EQUIPMENT: Fast charger, battery cartridges, belt hook, screw bit

**XGT** **BL** **METAL GEAR BOX**

40V Max XGT Brushless Angle Drill

DA001G

No Load Speed (High)	0-1,500 rpm	Max. Torque	Low:136Nm
No Load Speed (Low)	0-400 rpm		High: 55Nm
Chuck Capacity	2 - 13mm	Net Weight	5.3 - 6.2Kg
Capacity in Steel	13mm		
Capacity in Wood:			
Self-feed bit	Low: 118mm		
	High: 65mm		
Hole Saw	Low: 159mm		
	High: 105mm		
Auger bit	50mm		

Body only machines do not come with a carry case.



DA001GD202 2 x 2.5Ah Li-ion  
DA001GZ01 Body Only

STANDARD EQUIPMENT: Fast charger, battery cartridges, grip assembly, chuck key, hex wrench, carry case.

40V Max XGT Brushless Impact Driver

TD001G

Driving Shank	1/4" Hex	No Load Speed	0 - 3,700 rpm (Max)
Machine Screw	M4 - M8		0 - 3,200 rpm (Hi)
Standard Bolt	M5- M16		0 - 2,100 rpm (Mid)
High Strength Bolt	M5 - M14		0 - 1,100 rpm (Lo)
Coarse Thread Screw	22 - 125mm	Max Tightening Torque	220Nm
Impacts per Minute		Net Weight	1.7 - 2.0kg
	0 - 4,400 ipm (Max)		
	0 - 3,600 ipm (Hi)		
	0 - 2,600 ipm (Mid)		
	0 - 1,100 ipm (Lo)		

**WOOD MODE**  
**3x BOLT MODES**  
**T-MODE THICK METAL**  
**T-MODE THIN METAL**

Body only machines do not come with a carry case.



TD001GD201 2 x 2.5Ah Li-ion  
TD001GZ Body Only

STANDARD EQUIPMENT: Fast charger, battery cartridge, belt hook, carry case.

40V Max XGT Brushless Impact Driver

TD003GZ

Driving Shank	1/4" Hex	No Load Speed:	0 - 3,700 rpm (Max)
Machine Screw	M4 - M8		0 - 3,200 rpm (Hi)
Standard Bolt	M5 - M16		0 - 2,100 rpm (Mid)
High Strength Bolt	M5 - M14		0 - 1,100 rpm (Lo)
Coarse Thread Screw	22 - 125 mm	Max Tightening Torque	210 Nm
Impacts per minute:		Net Weight	1.7 - 2.9kg
	0 - 4,100 ipm (Max)		
	0 - 3,600 ipm (Hi)		
	0 - 2,600 ipm (Mid)		
	0 - 1,400 ipm (Lo)		

Body only machines do not come with a carry case.



TD003GZ Body Only

STANDARD EQUIPMENT: Belt clip.

40V Max XGT Brushless Impact Wrench

TW001G

Driving Shank	3/4" Square (C-ring)	No Load Speed	0-1,800rpm
Standard Bolt	M12-M36		0-1,400rpm
High Strength Bolt	M10 - M27		0-1,150rpm
Impact Power Selection			0-950rpm
	Max/Hard/Med/Soft	Max Tightening Torque	1,800Nm
Impacts per Minute	0-2,500ipm	Nut Busting Torque	2,050Nm
	0-2,400ipm	Net Weight	3.9-4.2kg
	0-2,200ipm		
	0-1,900ipm		

4 STAGE IMPACT SELECTION

Body only machines do not come with a carry case.



TW001GD201 2 x 2.5Ah Li-ion  
TW001GZ Body Only

STANDARD EQUIPMENT: Fast charger, battery cartridges, belt clip, carry case.

40V Max XGT Brushless Impact Wrench

TW007G  
TW008G

Driving Shank	1/2" Square	No Load Speed	0-2,300 / 0-1,900 /
	C-ring TW007 / Pin detent TW008		0-1,200 / 0-600rpm
Standard Bolt	M10 - M24	Max Tightening Torque	760Nm
High Strength Bolt (10.9)	M10 - M16	Nut Busting Torque	1,100Nm
High Strength Bolt (F10T)	M12 - M16	Net Weight	2.7 - 3.3kg
Impact Power Selection			
	Max/Hard/Med/Soft		
Impacts per Minute	0-2,900 / 0-2,700 /		
	0-1,900 / 0-1,200ipm		

4 STAGE IMPACT SELECTION

Body only machines do not come with a carry case.



TW007GD201 2 x 2.5Ah Li-ion  
TW007GZ Body Only  
TW008GD201 2 x 2.5Ah Li-ion  
TW008GZ Body Only

STANDARD EQUIPMENT: Fast charger, battery cartridges, belt clip, carry case.

40V Max XGT Brushless Impact Wrench

TW004G

Driving Shank	1/2" Square Drive (C-ring)	No Load Speed	0-3,200rpm
Standard Bolt	M10 - M20		0-2,600rpm
High Strength Bolt	M10 - M16		0-1,800rpm
Impact Power Selection			1,000rpm
	Max, Hi, Med, Soft	Max Fastening Torque	350Nm
Impacts per Minute	0-4,000ipm	Nut Busting Torque	630Nm
	0-3,400ipm	Net Weight	1.9-2.2kg
	0-2,600ipm		
	0-1,800ipm		

4 STAGE IMPACT SELECTION

Body only machines do not come with a carry case.



TW004GD201 2 x 2.5Ah Li-ion  
TW004GZ Body Only

STANDARD EQUIPMENT: Fast charger, battery cartridges, belt clip, carry case.

40V Max XGT Brushless 82mm Planer

KP001GZ

Max Output	1,100W	Body only machines do not come with a carry case.
No Load Speed	15,000 rpm	
Planing Width	82 mm	
Planing Depth	4 mm	
Max Rebate Depth	25 mm	
Net Weight	3.7 – 4.9 Kg	



KP001GD201 2 x 2.5Ah Li-ion  
 KP001GZ Body only

STANDARD EQUIPMENT: Guide rule assembly, Anti corrosion paper, wrench, fast charger, battery cartridges.

40V Max XGT Brushless Router Trimmer

RT001G

Collet Capacity	1/4" and 3/8"	Max Output wattage	1,160W
Max Plunge capacity:		Net Weight	2.2 - 2.5Kg
Trimmer Base	0-40 mm		
Plunge Base	0-35 mm		
No load speed	10,000 - 31,000rpm		

RT001GD201 / RT001GZ21  
 Trimmer guide, straight guide, dust nozzle, template guide, wrench, makpac type 4.

RT001GD202 / RT001GZ16  
 Trimmer Guide, Straight Guide, Offset Base, Plunge Base, Tilt Base, Grip 36, Dust nozzle, Template guide, Wrench, Guide holder, Collet cone, inner tray, makpac type 4.

RT001GD203 / RT001GZ20  
 Straight guide assembly, Dust nozzle, inner tray, makpac type 4.

RT001GZ01  
 Trimmer guide, straight guide, dust nozzle, template guide, wrench.



RT001GD201 2 x 2.5Ah Li-ion  
 RT001GD202 2 x 2.5Ah Li-ion  
 RT001GD203 2 x 2.5Ah Li-ion  
 RT001GZ01 Body only  
 RT001GZ16 Body only  
 RT001GZ20 Body only  
 RT001GZ21 Body only

RT001G BASE OPTIONS



- 1) Trimmer Base**
  - Enlarged opening section of base assembly for excellent bit visibility while maintaining durability.
  - Round base assembly for smooth and fast cutting with easy handling.
- 2) Offset Base**
  - Cut close to edges or corners (18.5mm)
  - Replaceable plastic base assembly
- 3) Tilt Base**
  - Enlarged opening section of base assembly for excellent bit visibility.
  - Tilting capacity: -30° to 45°
- 4) Plunge Base**
  - Ergonomically contoured knob style handles.
  - 3 stage cut depth adjustment.
  - Plunge capacity: 0 - 35mm (0 - 1-3/8")
  - 195564-8 Guide holder set is needed when using straight guide with the plunge base.

Body only machines and products do not come with batteries or chargers.

40V Max XGT Brushless 270mm Circular Saw

HS011GZ

Blade Diameter	270mm	AWS: Auto-start Wireless System connects to compatible dust extractor with Bluetooth
Bore Diameter	25mm	
Max output	1,600W	
Max cutting capacity at 0°	101mm	
Max cutting capacity at 45°	71mm	
Max cutting capacity at 60°	51mm	
No Load Speed	3,500 rpm	
Net Weight	5.5 – 6.7Kg	



Body only machines do not come with a carry case.



HS011GT201 2 x 5.0Ah Li-ion  
 HS011GZ Body only

STANDARD EQUIPMENT: Sub base, Carbide tipped saw blade, wrench, fast charger, battery cartridges.

40V Max XGT Brushless 260mm Circular Saw

RS002G

Blade Diameter	260mm	AWS: Auto-start Wireless System connects to compatible dust extractor with Bluetooth
Bore Diameter	15.88/ 25/ 25.4/ 30mm	
Max Cutting Capacity at 0°	95mm	
Max Cutting Capacity at 45°	70mm	
Max Cutting Capacity at 56°	54.5mm	
No Load Speed	4,000 rpm	
Net Weight	5.7 – 6.3kg	



Body only machines do not come with a carry case.

Recommended Blade: E-07696



RS002GD202 2 x 2.5Ah Li-ion  
 RS002GZ Body Only

STANDARD EQUIPMENT: Fast charger, battery cartridges, TCT Saw Blade, Grip, Offset Wrench.

40V Max XGT Brushless 235mm Circular Saw

HS009G

Blade Diameter	235mm	AWS: Auto-start Wireless System connects to compatible dust extractor with Bluetooth
Bore Diameter	30mm	
Max output	1,600 W	
Max cutting capacity at 0°	85mm	
Max cutting capacity at 45°	61mm	
Max cutting capacity at 48°	44mm	
No Load Speed	4,000 rpm	
Net Weight	5.1 – 5.7Kg	



Body only machines do not come with a carry case.

Recommended Blade: E-01909



HS009GT201 2 x 5.0Ah Li-ion  
 HS009GZ Body Only

STANDARD EQUIPMENT: Fast charger, battery cartridges, TCT saw blade, hex wrench, sub base, carry case.

Body only machines and products do not come with batteries or chargers.



## 40V Max XGT Brushless 185mm Circular Saw

RS001G

Blade Diameter	185mm	Body only machines do not come with a carry case.
Bore Diameter	30mm	
Max Cutting Capacity at 0°	65mm	
Max Cutting Capacity at 45°	45mm	
Max Cutting Capacity at 53°	38mm	
No Load Speed	6,400 rpm	
Net Weight	5.0 – 5.6kg	

Recommended Blade: E-08676



RS001GD203 2 x 2.5Ah Li-ion  
RS001GZ Body Only

STANDARD EQUIPMENT: Fast charger, battery cartridges, TCT Saw Blade, Offset Wrench.



## 40V Max XGT Brushless 190mm Circular Saw

HS004G

Blade Diameter	190mm	AWS: Auto-start Wireless System connects to compatible dust extractor with Bluetooth
Bore Diameter	20 / 30mm	
Max cutting capacity at 0°	60mm	
Max cutting capacity at 45°	43mm	
Max cutting capacity at 48°	41mm	
No Load Speed	6,000rpm	
Net Weight	4.4 – 4.7kg	



Body only machines do not come with a carry case.

Recommended Blade: B-64185



HS004GD201 2 x 2.5Ah Li-ion  
HS004GZ Body Only

STANDARD EQUIPMENT: Fast charger, battery cartridge, guide rule, dust nozzle, TCT saw blade, hex wrench, carry case.



## 40V Max XGT Brushless 165mm Plunge Saw

SP001G

Blade Diameter	165mm	AWS: Auto-start Wireless System connects to compatible dust extractor with Bluetooth
Bore Size	20mm	
Max Cutting Capacity at 0°	56mm	
Max Cutting Capacity at 45°	40mm	
Max Cutting Capacity at 48°	38mm	
No Load Speed	2,500 – 4,900rpm	
Net Weight	4.4 – 5.0 Kg	



Body only machines do not come with a carry case.



SP001GD202 2 x 2.5Ah Li-ion  
SP001GZ03 Body Only

STANDARD EQUIPMENT: Fast charger, battery cartridges, wireless unit, TCT blade, hex wrench, tool bag.



## 40V Max XGT Brushless 305mm Slide Compound Mitre Saw

LS003G

Blade Diameter	305mm
Bore Diameter	30mm
No Load Speed	3,600 rpm
Max output	1,500 W
Max Mitre Range	60° to 60° (L-R)
Max Bevel Range	48° to 48° (L-R)
Net Weight	30.5 – 31.1kg

CAN BE PLACED AGAINST A WALL



LS003GD202 2 x 2.5Ah Li-ion  
LS003GZ01 Body only

STANDARD EQUIPMENT: Fast charger, battery cartridges, TCT saw blade, dust bag, vice assembly, wireless unit, hex wrench

Mitre Angle	Bevel Angle		
	45° (left)	0°	45° (right)
0°	71x363mm	107x363mm	54x363mm
45° (left and right)	71x255mm	107x255mm	54x255mm
60° (right)		92x185mm	

AWS: Auto-start Wireless System connects to compatible dust extractor with Bluetooth

Recommended Blade: B-67256



## 40V Max XGT Brushless 260mm Slide Compound Mitre Saw

LS004G

Blade Diameter	260mm
Bore Diameter	30mm
No Load Speed	3,600 rpm
Max Mitre Range	60° to 60° (L-R)
Max Bevel Range	48° to 48° (L-R)
Net Weight	26.6 – 27.2kg

CAN BE PLACED AGAINST A WALL



LS004GD202 2 x 2.5Ah Li-ion  
LS004GZ01 Body only

STANDARD EQUIPMENT: Fast charger, battery cartridges, TCT saw blade, dust bag, hex wrench, vertical vice, accessory set, wireless unit.

Mitre Angle	Bevel Angle		
	45° (left)	0°	45° (right)
0°	42x310mm	68x310mm	29x305mm
45° (left and right)	42x218mm	68x218mm	29x215mm
60° (left and right)		68x155mm	

AWS: Auto-start Wireless System connects to compatible dust extractor with Bluetooth

Recommended Blade: B-64624



## 40V Max XGT Brushless 216mm Slide Compound Mitre Saw

LS002G

Blade Diameter	216mm
Bore Diameter	30mm
No Load Speed	4,800 rpm
Max Mitre Range	60° to 60° (L-R)
Max Bevel Range	48° to 48° (L-R)
Net Weight	16.4 – 17.0kg

CAN BE PLACED AGAINST A WALL



LS002GD202 2 x 2.5Ah Li-ion  
LS002GZ01 Body only

STANDARD EQUIPMENT: Fast charger, battery cartridges, TCT Saw Blade, Dust Bag, Triangular Rule, Vertical Vice, Hex Wrench, Wireless unit

Mitre Angle	Bevel Angle		
	45° (left)	0°	45° (right)
0°	50x312mm	70x312mm	30x312mm
45° (left and right)	50x220mm	70x220mm	30x220mm
60° (right)		70x155mm	

AWS: Auto-start Wireless System connects to compatible dust extractor with Bluetooth

Recommended Blade: E-06971





40V Max XGT Brushless Reciprocating Saw

JR001G

Strokes per minute	Hi: 0 - 3,000spm Lo: 0 - 2,300 spm
Length of Stroke	32mm
Capacity in Wood	255mm
Capacity in Pipe	Ø130mm
Net Weight	4.2 - 4.5kg

Body only machines do not come with a carry case.



JR001GD203 2 x 2.5Ah Li-ion  
JR001GZ Body only

STANDARD EQUIPMENT: Fast charger, battery cartridge, blade set, tool bag.

40V Max XGT Brushless Reciprocating Saw

JR002G

Strokes per minute	0 - 3,000spm
Length of Stroke	32mm
Capacity in wood	255mm
Capacity in Pipe	130mm
Net Weight	4.6 - 5.8kg
Vibration:	
Cutting boards	8.5m/s²
Cutting Wooden beams	7.9m/s²

Body only machines do not come with a carry case.

**ORBITAL MECHANISM**



JR002GD201 2 x 2.5Ah Li-ion  
JR002GZ Body Only

STANDARD EQUIPMENT: Fast charger, battery cartridges, blade set, carry case

40V Max XGT Pin Nailer

PT001GZ

Nail Length	15, 18, 25, 30, 35 mm
Nail Gauge	23Ga (0.6mm)
Magazine Capacity	100 pcs
Net Weight	2.4 - 3.0kg



PT001GD201 2 x 2.5Ah Li-ion  
PT001GZ Body Only

STANDARD EQUIPMENT: Fast charger, battery cartridges, hook, nose adapter, hex wrench



40V Max XGT BL 18Ga Brad Nailer

FN001G

Nail Type	Brad Nail
Nail Length	15 - 40mm
Nail Gauge	18Ga
Magazine Capacity	100 pcs
Net Weight	2.6 - 3.2kg



Body only machines do not come with a carry case.




FN001GD202 2 x 2.5Ah Li-ion  
FN001GZ02 Body Only

STANDARD EQUIPMENT: Fast charger, battery cartridges, carry case, nose adaptor, hex wrench, belt clip

80V Max (40V Max x2) XGT Power Cutter

CE001G

Max output power	3,600 W
Max Wheel diameter	355 mm
Bore diameter	25.4 mm
Max Wheel thickness	5.0 mm
Min Wheel thickness	2.0 mm
No load speed	5,300 rpm
Max Cutting Capacity	127 mm
Net Weight	12.3 - 14.1 Kg



CE001GT201 2 x 5.0Ah Li-ion  
CE001GZ Body Only

STANDARD EQUIPMENT: Fast charger, battery cartridges, coupling sleeve, ring set, box wrench



CE001G FEATURES AND BENEFITS

**Low Vibration Mechanism**

Equipped with anti-vibration housing with built-in spring to absorb the vibration from cutting to integrated front and rear handles



**Cost Saving of 75% Over Petrol (EK6100)**

Cutting a 25N concrete kerb stone for 41.2m at 125mm depth  
 • CE001G = £0.34 (Average energy price per kWh March 2022)  
 • EK6100 = £1.37 (Average petrol price per litre March 2022)

**Run Time**

Cutting a 25N concrete kerb stone for 41.2m at 125mm depth  
 • CE001G = 40V 5.0Ah batteries charged 2.5 times  
 • EK6100 = 1 full tank of fuel

**Reduced Maintenance Costs**

• No need to regularly replace air filters, recoil rope, cylinder or piston

**Environmental Benefits**

• Zero emissions  
 • Reduced vibration  
 • No need to mixing petrol and oil  
 • No need to transport fuel

## 40V Max XGT Brushless 230mm Angle Grinder

GA038G

Wheel Diameter	230mm
Bore Diameter	22.23mm
Max Wheel Thickness	6.5mm
Switch Type	Paddle Switch
No Load Speed	6,600rpm
Net Weight	4.6 – 7.4kg

**PADDLE SWITCH  
ANTI-RESTART**

AWS: Auto-start Wireless System connects to compatible dust extractor with Bluetooth



Body only machines do not come with a carry case.



GA038GT205 2 x 5.0Ah Li-ion  
GA038GZ07 Body Only

STANDARD EQUIPMENT: Fast charger, battery cartridges, side handle, lock nut wrench, wireless unit, carry case.

## 40V Max XGT Brushless 115mm Angle Grinder

GA012G

Wheel Diameter	115mm
Bore Diameter	22.23mm
Max Wheel Thickness	7.2mm
No Load Speed	8,500rpm
Switch Type	Paddle Switch
Net Weight	3.0 – 3.6kg

**PADDLE SWITCH  
ANTI-RESTART**

Body only machines do not come with a carry case.



GA012GD201 2 x 2.5Ah Li-ion  
GA012GZ Body Only

STANDARD EQUIPMENT: Fast charger, battery cartridge, grinding wheel, side handle, lock nut wrench, carry case.

## 40V Max XGT Brushless 115mm Angle Grinder

GA004G

Wheel Diameter	115mm
Bore Diameter	22.23mm
Max Wheel Thickness	7.2mm
No Load Speed	8,500rpm
Switch Type	Slide Switch
Net Weight	2.9 – 3.6kg

**SLIDE SWITCH  
ANTI-RESTART**

Body only machines do not come with a carry case.



GA004GD201 2 x 2.5Ah Li-ion  
GA004GZ Body Only

STANDARD EQUIPMENT: Fast charger, battery cartridge, grinding wheel, side handle, lock nut wrench, carry case.

## 40V XGT Brushless 115mm Angle Grinder

GA028G

Wheel Diameter	115mm
Bore Diameter	22.23mm
Max Wheel Thickness	7.2mm
No Load Speed	3,000 - 8,500rpm
Switch Type	Paddle Switch
Net Weight	3.0-3.6kg

**PADDLE SWITCH  
ANTI-RESTART**

AWS: Auto-start Wireless System connects to compatible dust extractor with Bluetooth

Body only machines do not come with a carry case.



GA028GD201 2 x 2.5Ah Li-ion  
GA028GZ Body Only

STANDARD EQUIPMENT: Fast charger, battery cartridge, grinding wheel, side handle, lock nut wrench, carry case.

## 40V Max XGT Brushless 115mm Angle Grinder

GA022G

Wheel Diameter	115mm
Bore Diameter	22.23mm
Max Wheel Thickness	7.2mm
No Load Speed	3,000 - 8,500rpm
Switch Type	Slide Switch
Net Weight	3.0-3.6kg

**SLIDE SWITCH  
ANTI-RESTART**

AWS: Auto-start Wireless System connects to compatible dust extractor with Bluetooth



Body only machines do not come with a carry case.



GA022GD201 2 x 2.5Ah Li-ion  
GA022GZ Body Only

STANDARD EQUIPMENT: Fast charger, battery cartridge, grinding wheel, side handle, lock nut wrench, carry case.

## 40V Max XGT Brushless 115mm Angle Grinder

GA040G

Wheel Diameter	115mm
Bore Diameter	22.23 mm
Max Wheel Thickness	6 mm
Switch Type	Slide switch
No Load Speed	3,000 - 8,500 rpm
Net Weight	3.0 – 3.3 Kg

**SLIDE SWITCH  
ANTI-RESTART**

AWS: Auto-start Wireless System connects to compatible dust extractor with Bluetooth



Body only machines do not come with a carry case.



GA040GD201 2 x 2.5Ah Li-ion  
GA040GZ Body Only

STANDARD EQUIPMENT: Fast charger, battery cartridges, cutting wheel cover set, side handle, grinding wheel.

## 40V Max XGT Brushless 115mm Angle Grinder

GA043G

Wheel Diameter	115mm	<b>PADDLE SWITCH</b> <b>ANTI-RESTART</b>
Bore Diameter	22.23 mm	
Max Wheel Thickness	6 mm	
Switch Type	Paddle Switch	
No Load Speed	3,000 - 8,500 rpm	
Net Weight	3.0 - 5.4 Kg	



**XGT** **BL** **AFT** **AWS** **XLOCK**

Body only machines do not come with a carry case.



GA043GD201 2 x 2.5Ah Li-ion  
GA043GZ Body Only

STANDARD EQUIPMENT: Fast charger, battery cartridges, cutting wheel cover set, side handle, grinding wheel.

## 40V Max XGT Brushless 125mm Angle Grinder

GA005G

Wheel Diameter	125mm	<b>SLIDE SWITCH</b> <b>ANTI-RESTART</b>
Bore Diameter	22.23mm	
Max Wheel Thickness	7.2mm	
No Load Speed	8,500rpm	
Switch Type	Slide Switch	
Net Weight	2.9 - 3.6kg	



**XGT** **BL** **AFT**

Body only machines do not come with a carry case.



GA005GD201 2 x 2.5Ah Li-ion  
GA005GZ Body Only

STANDARD EQUIPMENT: Fast charger, battery cartridge, grinding wheel, side handle, lock nut wrench, carry case.

## 40V Max XGT Brushless 125mm Angle Grinder

GA023G

Wheel Diameter	125mm	<b>SLIDE SWITCH</b> <b>ANTI-RESTART</b>
Bore Diameter	22.23mm	
Max Wheel Thickness	7.2mm	
No Load Speed	3,000 - 8,500rpm	
Switch Type	Slide Switch	
Net Weight	3.0-4.4kg	



**XGT** **BL** **AFT** **AWS**

Body only machines do not come with a carry case.



GA023GD201 2 x 2.5Ah Li-ion  
GA023GZ Body Only

STANDARD EQUIPMENT: Fast charger, battery cartridge, grinding wheel, side handle, lock nut wrench, carry case.

## 40V Max XGT Brushless 125mm Angle Grinder

GA013G

Wheel Diameter	125mm	<b>PADDLE SWITCH</b> <b>ANTI-RESTART</b>
Bore Diameter	22.23mm	
Max Wheel Thickness	7.2mm	
No Load Speed	8,500rpm	
Switch Type	Paddle Switch	
Net Weight	3.0 - 3.6kg	



GA013GD201 2 x 2.5Ah Li-ion  
GA013GZ Body Only

STANDARD EQUIPMENT: Fast charger, battery cartridge, grinding wheel, side handle, lock nut wrench, carry case.

**XGT** **BL** **AFT**

## 40V Max XGT Brushless 125mm Angle Grinder

GA029G

Wheel Diameter	125mm	<b>PADDLE SWITCH</b> <b>ANTI-RESTART</b>
Bore Diameter	22.23mm	
Max Wheel Thickness	7.2mm	
No Load Speed	3,000 - 8,500rpm	
Switch Type	Paddle Switch	
Net Weight	3.0-4.5kg	

AWS: Auto-start Wireless System connects to compatible dust extractor with Bluetooth



Body only machines do not come with a carry case.



GA029GD201 2 x 2.5Ah Li-ion  
GA029GZ Body Only

STANDARD EQUIPMENT: Fast charger, battery cartridge, grinding wheel, side handle, lock nut wrench, carry case.

**XGT** **BL** **AFT** **AWS**

## 40V Max XGT Brushless 125mm Angle Grinder

GA041G

Wheel Diameter	125mm	<b>SLIDE SWITCH</b> <b>ANTI-RESTART</b>
Bore Diameter	22.23mm	
Max Wheel Thickness	6mm	
Switch Type	Slide switch	
No Load Speed	3,000 - 8,500rpm	
Net Weight	3.0 - 5.3kg	

AWS: Auto-start Wireless System connects to compatible dust extractor with Bluetooth



Body only machines do not come with a carry case.



GA041GD201 2 x 2.5Ah Li-ion  
GA041GZ Body Only

STANDARD EQUIPMENT: Fast charger, battery cartridges, cutting wheel cover set, side handle, grinding wheel.

**XGT** **BL** **AFT** **AWS** **XLOCK**



## 40V Max XGT Brushless 125mm Angle Grinder

GA044G

Wheel Diameter	125 mm
Bore Diameter	22.23 mm
Max Wheel Thickness	6 mm
Switch Type	Paddle Switch
No Load Speed	3,000 - 8,500 rpm
Net Weight	3.0 - 5.4 Kg

**PADDLE SWITCH  
ANTI-RESTART**  
AWS: Auto-start Wireless System connects to compatible dust extractor with Bluetooth



**XGT BL MOTOR AFT AWS XLOCK**

Body only machines do not come with a carry case.



GA044GD201 2 x 2.5Ah Li-ion  
GA044GZ Body Only

STANDARD EQUIPMENT: Fast charger, battery cartridges, cutting wheel cover set, side handle, grinding wheel.

## 40V Max XGT Brushless 185mm Metal Cutter

CS002G

Blade Diameter	185mm
Bore Diameter	30mm
No Load Speed	3,500 rpm
Max Capacity at 0°	67 mm
Net Weight	4.2 - 5.4 Kg

**ANTI-RESTART**



**XGT BL MOTOR AFT**

Body only machines do not come with a carry case.



CS002GD201 2 x 2.5Ah Li-ion  
CS002GZ Body Only

STANDARD EQUIPMENT: Guide rule, TCT saw blade, hex wrench, tool bag, fast charger, battery cartridges.

## 40V Max XGT Brushless Portable Band Saw

PB002G

Blade Length	1,140 mm
Blade Width	13 mm
Blade Thickness	0.5 mm
Blade Speed	0 - 3.2 m/s
Capacity: Round Pipe	127 mm
Capacity: Square Pipe	127 x 127 mm
Net Weight	6.6 - 7.8 Kg

**ANTI-RESTART**



**XGT BL MOTOR**



PB002GD101 1 x 2.5Ah Li-ion  
PB002GZ Body Only

STANDARD EQUIPMENT: Fast charger, battery cartridge, Band Saw Blade, Hex wrench

Body only machines and products do not come with batteries or chargers.

## 40V Max XGT Brushless 180mm Polisher

PV001GZ

Max Output	940W
Brush pad capacity	180mm
Pad Diameter	165 mm
Spindle thread size	M14
No Load Speed	0 - 2,200 rpm
Net Weight	3.0 - 4.4 Kg

Body only machines do not come with a carry case.



**XGT BL MOTOR**

PV001GD201 2 x 2.5Ah Li-ion  
PV001GZ Body Only

STANDARD EQUIPMENT: Accessory set, Sleeve, Loop handle, dust cover, wool pad

## 40V Max XGT BL Vibrating Poker

VR001GZ

Max output	550W
Vibration:	
Power mode	15,500 vpm
Normal mode	12,000 vpm
Net Weight	2.1 - 3.4 Kg

**ANTI-RESTART**

Body only machines do not come with a carry case.



**XGT BL MOTOR**

VR001GZ Body only

STANDARD EQUIPMENT: Wrench.

## 40V Max XGT Brushless Dust Blower

AS001G

Max Air Volume (Without Nozzle in mode 4)	0 - 1.1 m <sup>3</sup> /min	Mode 3	0 - 2.3 N
Max Air Velocity (With Nozzle 7 in mode 4)	0 - 200 m/s	Mode 4	0 - 2.8 N
Max pressure (With Nozzle 7 in mode 4)	0 - 29.7 kPa	Max Sealed Suction (with air vent hose complete)	10.3 kPa
Blowing Force:		Net Weight	1.5 - 2.3 Kg

Mode 1 1 - 1.1 N  
Mode 2 0 - 1.7 N

**4 STAGE AIR VOLUME SETTINGS**

Body only machines do not come with a carry case.



**XGT BL MOTOR**

AS001GD202 2 x 2.5Ah Li-ion  
AS001GZ Body Only

STANDARD EQUIPMENT: Standard charger, battery cartridges, wide range nozzle, nozzle 3, nozzle 7, nozzle 13, pinch valve nozzle, accessory bag, tool bag

Body only machines and products do not come with batteries or chargers.



## 40V Max XGT / 18V LXT Cooler & Warmer Box 50L

CW002G

Cooling Capacity	-18 to 10°C
Warming Capacity	30 to 60°C
Capacity	50L
Run Time 2x 5.0Ah	10 hours at -18°C
	28 hours at 5°C
	8.5 hours at 60°C
Net Weight	25.2kg



7X COOLING TEMPERATURE SETTINGS  
7X WARMING TEMPERATURE SETTINGS



**XGT** **LXT**

CW002GT101 1 x 5.0Ah Li-ion

CW002GZ Body only

STANDARD EQUIPMENT: 12V/24V DC car socket adaptor, fast charger, battery cartridges.

## 40V Max XGT / 18V LXT Cooler & Warmer Box 20L

CW001G

Cooling Capacity	-18 to 10°C
Warming Capacity	30 to 60°C
Capacity	20L
Run Time 2x 5.0Ah	10 hours at -18°C
	28 hours at 5°C
	8.5 hours at 60°C
Net Weight	13.5 - 13.8kg



7X COOLING TEMPERATURE SETTINGS  
7X WARMING TEMPERATURE SETTINGS



**XGT** **LXT**

CW001GT101 1 x 5.0Ah Li-ion

CW001GZ Body only

STANDARD EQUIPMENT: Shoulder belt, 12V/24V DC car socket adaptor, fast charger, battery cartridges.

## 40V Max XGT / 18V LXT Cooler & Warmer Box 7L

CW003G

Cooling Capacity	-18 to 10°C
Warming Capacity	30 to 60°C
Capacity	7L
Run Time 2 x 4.0Ah	5.5 hours at -18°C
	13.5 hours at 5°C
	5.5 hours at 60°C
Net Weight	7.5 - 9.4kg



7X COOLING TEMPERATURE SETTINGS  
7X WARMING TEMPERATURE SETTINGS



**XGT** **LXT**

CW003GT101 1 x 5.0Ah Li-ion

CW003GZ Body only

STANDARD EQUIPMENT: Battery Cartridge, fast charger, shoulder belt, ac adaptor.

## 40V Max XGT Inflator

MP001G

Max Air Pressure	1,110kPa (161 PSI)	<b>3X INFLATION SETTINGS</b>
Air Discharge Amount	24 litres/min (at 200 kPa) 12 litres/min (at 700 kPa) 7 litres/min (at 1,100 kPa)	
Hose length	65cm	
Net Weight	2.2-3.5kg	

Body only machines do not come with a carry case.



MP001GD103 1 x 2.5Ah Li-ion

MP001GZ Body Only

STANDARD EQUIPMENT: Fast charger, battery cartridge, British adaptor, French adaptor, Sport ball needle adaptor, swim ring adaptor.

**XGT**

## 40V Max XGT Kettle

KT001GZ

Water tank capacity	0.8L
Dimensions (L x W x H)	233 x 322 x 307 mm
Boiling time of 0.8L water	8 mins (23°C water) 9 mins (10°C water)
Amount of 23°C water boiled on 2 X fully charged batteries	1.2L (with two BL4025) 2.2L (with two BL4040)
Net Weight	2.8 - 5.9kg



**XGT**

KT001GD201 2 x 2.5Ah Li-ion

KT001GZ Body only

STANDARD EQUIPMENT: Fast charger, battery cartridges.

## 40V Max XGT Swing Fan

CF001GZ

Max Air Speed (H/M/L)	190 / 150 / 120 m/min
Air Flow (H/M/L)	8.2 / 6.5 / 5.2 m³/min
Fan Diameter	235mm
Run Time (2.5Ah)	
Without Oscillation (H/M/L)	410 / 550 / 730 mins
With Oscillation (H/M/L)	370 / 500 / 665 mins
Net Weight	2.0-3.0 kg



**XGT**

**3-SPEED SETTINGS**

Body only machines do not come with a carry case.

CF001GZ Body Only

STANDARD EQUIPMENT: AC power adaptor.

## 40V Max XGT Portable Fan

CF002GZ

Fan Diameter	330mm
Max Air Speed (Hi/Med/Low)	240 / 170 / 120 m/min
Air Flow (Hi/Med/Low)	21 / 15 / 10 m³/min
Run time with BL4040 (Hi/Med/Low)	
With Oscillation	305 / 610 / 970 mins
Without Oscillation	320 / 640 / 1,020 mins
Net Weight	3.8-5.1kg



**XGT**

**3-SPEED SETTINGS**  
**AUTO OSCILLATION**

Body only machines do not come with a carry case.

CF002GZ Body Only

STANDARD EQUIPMENT: AC power adaptor.

## 40V Max XGT Brushless Vacuum

CL001G

Max Air Flow	1.2 m³/min
Max Sealed Suction	21 kPa
Suction Power	20 / 45 / 70 / 125 W
Capacity	0.73 L
Net Weight	1.7-2.3kg



**XGT** **BL MOTOR**



CL001GD205 2 x 2.5Ah Li-ion

CL001GZ04 Body only

STANDARD EQUIPMENT: Fast charger, battery cartridges, nozzle, straight pipe, sash nozzle

## 40V Max XGT Brushless Vacuum

CL002G

Max Air Flow	1.2 m³/min
Max Sealed Suction	21 kPa
Suction Power	20 / 45 / 70 / 125 W
Capacity:	
Cloth dust bag	500ml
Paper dust bag	330ml
Net Weight	1.8 – 3.0kg



CL002GD205 2 x 2.5Ah Li-ion

CL002GZ03 Body only

STANDARD EQUIPMENT: Fast Charger, battery cartridges, nozzle assembly, paper filter set, Battery cover, sash nozzle, pipe, nozzle holder

## 40V Max XGT Brushless Vacuum

CL003G

Max Air Flow	1.0 m³/min
Max Sealed Suction	20 kPa
Suction Power	15 / 35 / 60 / 100 W
Dust Capacity	250 ML
Net Weight	1.9 – 3.0Kg



CL003GD202 2 x 2.5Ah Li-ion

CL003GZ04 Body Only

STANDARD EQUIPMENT: Nozzle assembly, Crevice Nozzle, pipe, Nozzle holder, fast charger, battery cartridges

## 40V Max XGT Brushless Backpack Vacuum Cleaner

VC008G

Machine Type	Dry	<b>DRY TYPE</b>
Max Sealed suction	18 kPa	
Max Air Volume	2.4m³/min	
Suction Power	25/55/100/195W	
Paper dust bag capacity	2.0L	
Cloth dust bag capacity	1.5L	
Net Weight	4.1 - 5.3 Kg	



VC008GT201 2 x 5.0Ah Li-ion

VC008GZ02 Body only

STANDARD EQUIPMENT: Fast charger, battery cartridges, nozzle assembly, bent pipe assembly, telescopic pipe, hose, filter bag, hose band, nozzle.

## 40V Max XGT Brushless Backpack Vacuum Cleaner

VC009GZ03

Machine Type	Dry	<b>DRY TYPE</b>
Max Sealed suction	18 kPa	
Max Air Volume	1.9m³/min	
Suction Power	45 / 85 / 165W	
Paper dust bag capacity	2.0L	
Cloth dust bag capacity	1.5L	
Net Weight	4.1 - 5.3 Kg	



VC009GZ03 Body only

STANDARD EQUIPMENT: Hose, Filter Bag, Hose Band, Wireless unit set, Front Cuff 22/24.

Body only machines and products do not come with batteries or chargers.

## 40V Max XGT Brushless L Class Dust Extractor

VC001GL

Machine Type	Wet and Dry	<b>WET AND DRY TYPE</b>
Max Air Flow	3.2m³	
Max Sealed Suction	23kPa	
Suction Power:		
With ø32 x 1.7m hose	265W	
Wet Capacity	6L	
Dry Capacity	8L	
Net Weight	8.1 – 10.0Kg	



VC001GLD22 2 x 2.5Ah Li-ion

VC001GLZ Body only

STANDARD EQUIPMENT: Fast charger, battery cartridges, Nozzle assembly, Telescopic pipe, Bent pipe, 32mm x 1.7m Hose, Poly bag set, Multi hook, Stopper, Long sash nozzle



## 40V Max XGT Brushless L Class Dust Extractor

VC002GL

Machine Type	Airborne particles	<b>AIRBORNE PARTICLES</b>
Max Air Flow	1.8m³	<b>HEPA FILTER</b>
Max Sealed Suction	23kPa	
Suction Power:		
With ø38 x 2.5m hose	205W	
Dry Capacity	8L	
Net Weight	8.3 – 11.4 Kg	



VC002GLD22 2 x 2.5Ah Li-ion

VC002GLZ Body only

STANDARD EQUIPMENT: Fast charger, battery cartridges, Nozzle assembly, Bent pipe, straight pipe, 38mm x 2.5m, 28mm x 3.5mm Hose, Poly bag set, wireless unit set, corner nozzle, Multi hook, Front cuff 22, Front cuff 24, Stopper



## 40V Max XGT Brushless L Class Dust Extractor

VC003GL

Machine Type	Wet and Dry	<b>WET AND DRY TYPE</b>
Max Air Flow	3.2m³	
Max Sealed Suction	23kPa	
Suction Power:		
With ø32 x 1.7m hose	265W	
Wet Capacity	12L	
Dry Capacity	15L	
Net Weight	8.4 – 10.3Kg	



VC003GLD22 2 x 2.5Ah Li-ion

VC003GLZ Body only

STANDARD EQUIPMENT: Fast charger, battery cartridges, Nozzle assembly, Telescopic pipe, Bent pipe, 32mm x 1.7m Hose, Poly bag set, Multi hook, Stopper, Long sash nozzle



## 40V Max XGT Brushless L Class Dust Extractor

VC004GL

Machine Type	Airborne particles	<b>AIRBORNE PARTICLES</b>
Max Air Flow	1.8m <sup>3</sup>	<b>HEPA FILTER</b>
Max Sealed Suction	23kPa	
Suction Power:		
With ø38 x 2.5m hose	205W	
Dry Capacity	15L	
Net Weight	8.6 – 11.7 Kg	



VC004GLD22 2 x 2.5Ah Li-ion

VC004GLZ Body only

STANDARD EQUIPMENT: Fast charger, battery cartridges, Nozzle assembly, Bent pipe, straight pipe, 38mm x 2.5m, 28mm x 3.5mm Hose, Poly bag set, wireless unit set, corner nozzle, Multi hook, Front cuff 22, Front cuff 24, Stopper



## 40V Max XGT Brushless L Class Dust Extractor

VC005GL

Machine Type	Dry	<b>DRY TYPE</b>
Max Air Flow	2.8m <sup>3</sup>	
Max Sealed Suction	23kPa	
Suction Power:		
With ø32 x 1.7m hose	265W	
Dry Capacity	8 L	
Net Weight	7.9 – 11.0 Kg	



VC005GLD22 2 x 2.5Ah Li-ion

VC005GLZ Body only

STANDARD EQUIPMENT: Fast charger, battery cartridges, Nozzle assembly, Telescopic pipe, Bent pipe, 32mm x 1.7m Hose, Poly bag set, Multi hook, Stopper, Long sash nozzle



## 40V Max XGT Brushless Earth Auger

DG001G

No Load Speed (High)	0-1, 500 rpm	Capacity (Low resistance soil)	200mm
No Load Speed (Low)	0 – 400 rpm	Max Torque (H/L)	55 / 136Nm
Chuck Capacity	2 – 13mm	Net Weight	7.2 – 8.1Kg
Max Drilling Capacity	200mm		
Capacity (High resistance soil)	150mm		



DG001GD202 2 x 2.5Ah Li-ion

DG001GZ05 Body Only

STANDARD EQUIPMENT: Fast charger, battery cartridges, chuck key, hex wrench, adaptor x2.



## 40V Max XGT Brushless 2 Piece Kit

DK0114G208

Impact Driver	TD001G
Combi Drill	HP001G
Batteries	BL4025 (x2)
Charger	DC40RA



DK0114G208 2 x 2.5Ah Li-ion

STANDARD EQUIPMENT: Fast charger, battery cartridge, carry case

## 40V Max XGT Brushless 2 Piece Kit

DK0114G204

Combi Drill	HP001G
Impact Driver	TD001G
Batteries	BL4025 (x2)
Charger	DC40RA



DK0114G204 2 x 2.5Ah Li-ion

STANDARD EQUIPMENT: Fast charger, battery cartridges, carry bag

## 40V Max XGT Brushless 2 Piece Kit

DK0172G202

Impact Driver	TD001G
Combi Drill	HP002G
Batteries	BL4025 (x2)
Charger	DC40RA



DK0172G202 2 x 2.5Ah Li-ion

STANDARD EQUIPMENT: Fast charger, battery cartridge, carry case



## 18V x2 (36V) LXT Rotary Demolition Hammer

DHR400ZKU

No load speed	250-500rpm
Blows per minute	1,450-2,900bpm
Max. TCT bit	40mm
Max. core bit	105mm
Impact energy	8.0J
Net weight	7.3-8.1kg

**ULTRA-LOW VIBRATION**  
**Rotary Hammer 5.0 m/sec<sup>2</sup>**  
**Hammer 4.5 m/sec<sup>2</sup>**  
**EN60745**



**AWS** 8.0 Joules

**LXT** **LXT 36V** **BL MOTOR** **AVT** **SOFT NO LOAD**

AWS: Auto-start Wireless System connects to compatible dust extractor with Bluetooth

**Bluetooth**



DHR400ZKU Body only

STANDARD EQUIPMENT: Side handle, depth gauge, bit grease, cloth, wireless unit, carry case.

## 18V x2 (36V) LXT Brushless Rotary Hammer

DHR280  
DHR281

Max in Steel	13mm	No Load Speed	0-980rpm
Max in Wood	32mm	Blows per Minute	0-5,000bpm
Max in Concrete	28mm	Impact Energy	2.8J
Max TCT Core	54mm	Net Weight	DHR280: 3.9-4.9kg
Max Diamond Core	65mm		DHR281: 4.0-5.1kg



**AWS** 2.8 Joules

**LXT** **LXT 36V** **BL MOTOR** **AVT** **SOFT NO LOAD**



DHR280ZJ Body only

DHR280ZWJ Body only

+ DX08 Dust Extraction Attachment

DHR281ZJ Body only

+ Quick change chuck

DHR281ZWJ Body only

+ Quick change chuck & DX09 Dust Extraction Attachment

STANDARD EQUIPMENT: Depth gauge, side grip, bit grease, carry case, quick release chuck with DHR281 only.

## 18V x2 (36V) LXT Rotary Hammer

DHR263  
DHR264

Max. in steel	13mm
Max. in wood	32mm
Max in concrete	26mm
Max. TCT Core	54mm
Max. Diamond Core	65mm
No load speed	0-1,200 rpm
Blows per minute	0-4,800bpm
Net weight	DHR263: 4.1-5.1kg
	DHR264: 4.2-5.1kg



2.5 Joules

**LXT** **LXT 36V**



DHR263ZJ Body only

DHR264ZJ Body only

+ Quick change chuck

STANDARD EQUIPMENT: Depth gauge, side handle, bit grease, carry case, quick release chuck with DHR264ZJ only.

## 18V LXT Brushless Rotary Hammer

DHR242  
DHR243

Capacity in Steel	13mm	Blows per minute	0-4,700bpm
Capacity in Wood	27mm	Single impact energy	2.0J
Capacity in Concrete	24mm	Net weight	DHR243: 3.1-3.8kg
No load speed	0-950rpm		DHR242: 3.2-3.7kg



2.0 Joules

**LXT** **BL MOTOR**



DHR242RTJW 2 x 5.0Ah Li-ion

DX06 Dust Extraction Attachment

DHR242RTJ 2 x 5.0Ah Li-ion

DHR242Z Body only

DHR243RTJW 2 x 5.0Ah Li-ion

DX07 Dust Extraction Attachment


DHR243RTJ 2 x 5.0Ah Li-ion

DHR243Z Body only

STANDARD EQUIPMENT: Fast charger, battery cartridge, depth gauge, side handle, carry case, 243: quick change chuck.

## DUST EXTRACTION ATTACHMENT

DX08 - DHR280



**HEPA Filtration System**  
 The filter captures 99.97% of particulates .3 microns and larger.

DX09 - DHR281




**Adjustable Depth Stop**

**Twin LED Work Lights**



## DUST EXTRACTION ATTACHMENT

DX06 - DHR242



**HEPA Filtration System**  
 The filter captures 99.97% of particulates .3 microns and larger.

DX07 - DHR243



**Adjustable Depth Stop**



## 18V LXT Brushless Rotary Hammer

DHR182ZJ

Capacity in concrete	18mm
Capacity in steel	13mm
Capacity in wood	24mm
Max TCT core	35mm
Max diamond core	32mm
No load speed	0-1,350rpm
Blows per minute	0-5,000bpm
Impact energy	1.7J
Net weight	2.4-3.2kg



1.7 Joules

**LXT BL MOTOR AVT AWS**



DHR182ZJ Body Only

STANDARD EQUIPMENT: Side grip, depth gauge, carry case.

## 18V LXT Brushless Rotary Hammer

DHR171

Capacity in Concrete	17mm
Capacity in Steel	10mm
Capacity in Wood	13mm
No Load Speed	0 - 680rpm
Blows per minute	0 - 4,800bpm
Impact Energy	1.2J
Net Weight	2.1-2.8kg



1.2 Joules

**LXT BL MOTOR**



DHR171RTJ 2 x 5.0Ah Li-ion

DHR171Z Body Only

STANDARD EQUIPMENT: Fast charger, battery cartridges, side handle, depth gauge, carry case.

## 18V LXT Rotary Hammer

DHR165ZJ

Capacity in concrete	16mm
Capacity in steel	13mm
Capacity in wood	24mm
Max output	400W
No load speed	0 - 1,600rpm
Blows per minute	0-5,300bpm
Impact energy	1.3J
Vibration	12.0m/s <sup>2</sup>
Net weight	2.3-3.0kg



1.3 Joules

**LXT**



DHR165ZJ Body Only

STANDARD EQUIPMENT: Side grip, depth gauge, carry case.

## 18V LXT Rotary Hammer

DHR202

Max. in steel	13mm	Body only machines do not come with a carry case.
Max. in wood	26mm	
Max. in concrete	20mm	
No load speed	0-1,100rpm	
Blows per minute	0-4,000bpm	
Vibration RH: 14.5m/s <sup>2</sup> HO: 11.0m/s <sup>2</sup>		
Impact energy per stroke	2.0J	
Net weight	3.2-4.0kg	



2.0 Joules

**LXT**



DHR202RTJ 2 x 5.0Ah Li-ion

DHR202RT1J 1 x 5.0Ah Li-ion

DHR202Z Body only

STANDARD EQUIPMENT: Fast charger, battery cartridges, side handle, depth stop, carry case.

## 18V LXT Rotary Hammer

DHR241

Max in steel	13mm	Body only machines do not come with a carry case.
Max in wood	26mm	
Max in concrete	20mm	
No load speed	0-1100rpm	
Blows per minute	0-4000bpm	
Vibration	RH: 12.5m <sup>2</sup> HO: 9.5m <sup>2</sup>	
Impact energy per stroke	2.0J	
Net weight	3.2-4.0kg	



2.0 Joules

**LXT**



DHR241RTJ 2 x 5.0Ah Li-ion

DHR241Z Body only

STANDARD EQUIPMENT: Fast charger, battery cartridges, side handle, depth stop, carry case.

## 18V LXT Brushless Power Scraper

DHK180

Blows per Minute	0 - 3,200bpm	Body only machines do not come with a carry case.
Impact Energy per Stroke	3.1J	
Net Weight	3.3 - 3.6kg	



3.1 Joules

**LXT BL MOTOR AVT**



DHK180RTJ 2 x 5.0Ah Li-ion

DHK180Z Body only

STANDARD EQUIPMENT: Fast charger, battery cartridges, hook, Bull point chisel, Cold chisel, Tile chisel, carry case.

## 18V LXT 4 Function Combi Drill

DTP141

Capacity in steel	10mm	Impact drive	0-1,200/0-2,400/0-3,200ipm
Capacity in wood	21mm	Hammer drive	0-8,400/0-32,400ipm
Capacity in masonry	8mm	Max torque	150Nm
Driving shank	6.35mm (1/4") Hex	Torque settings	
No load speed		Screwdriver	18 + Teks screw mode
Impact drive	0-1,300/0-2,200/0-2,700rpm	Net weight	1.5-1.9kg
Drill / hammer drill	0-700/0-2,700rpm		
Screwdriver	0-300/0-1,100rpm		
Impact rate			

**COMPACT & LIGHTWEIGHT  
ELECTRONIC CLUTCH  
BATTERY 'FUEL' GAUGE**

Body only machines do not come with a carry case.



DTP141Z Body only

STANDARD EQUIPMENT: Belt clip.

## 18V LXT Brushless Combi Drill

DHP486

Max in Masonry	16mm	Torque Settings	21 + Drill
Max in Steel	13mm	Max Fastening Torque (S/H)	
Max in Wood	76mm		
Chuck Capacity	1.5 - 13mm	Net Weight	2.3 - 2.7kg
No Load Speed	0 - 2,100 rpm (Hi) 0 - 550 rpm (Lo)		
Blows per Minute	0 - 31,500 bpm (Hi) 0 - 8,250 bpm (Lo)		

Body only machines do not come with a carry case.



DHP486RTJ 2 x 5.0Ah Li-ion

DHP486Z Body only

STANDARD EQUIPMENT: Fast charger, battery cartridges, depth stop, side handle, screwdriver bit, belt clip carry case.

## 18V LXT Combi Drill

DHP482

Max. in Masonry	13mm	No Load Speed	Hi: 0 - 1,900rpm Low: 0 - 600rpm
Max. in Steel	13mm	Blows per Minute	Hi: 0 - 28,500bpm Low: 0 - 9,000bpm
Max. in Wood	38mm		
Max. Fastening Torque S/H	36/62 Nm	Net Weight	1.5-1.8kg
Chuck Capacity	1.5 - 13mm		
Torque Settings	21 + Drill		

Body only machines do not come with a carry case.



DHP482T1JW

DHP482RTJ 2 x 5.0Ah Li-ion

DHP482Z Body only

DHP482T1JW 1 x 5.0Ah Li-ion

DHP482JX14 2 x 5.0Ah Li-ion

+ B-68323 Bit Set: 50th Anniversary

STANDARD EQUIPMENT: Fast charger, battery cartridges, carry case, belt clip.

## 18V LXT Brushless Combi Drill

DHP487

Max in Steel	13mm	<b>COMPACT LENGTH 164mm</b>
Max in Wood	36mm	
Max in Masonry	13mm	
Chuck Capacity	1.5 - 13mm	
Torque Settings	20 + Drill	
Max fastening Torque (S/H)	25 / 40 Nm	
No Load Speed (Hi / Lo)	0 - 1,700 / 0 - 500 rpm	
Blows per Minute (Hi / Lo)	0 - 25,500 / 0 - 7,500 bpm	
Net Weight	1.4 - 1.7kg	

Body only machines do not come with a carry case.



DHP487RTJ 2 x 5.0Ah Li-ion

DHP487Z Body only

STANDARD EQUIPMENT: Fast charger, battery cartridges, screwdriver bit, belt clip carry case.

## 18V LXT Brushless Combi Drill

DHP484

Max in Steel	13mm	<b>COMPACT LENGTH OF 182mm</b>
Max in Wood	38mm	
Max in Masonry	13mm	
Chuck Capacity	1.5 - 13mm	
Torque Settings	21 + Drill	
Max Fastening Torque (S/H)	30/54Nm	
No Load Speed	0-2,000 / 500rpm	
Blows per minute	0-30,000/7,500bpm	
Net Weight	1.6-1.9kg	

Body only machines do not come with a carry case.



DHP484RTJ 2 x 5.0Ah Li-ion

DHP484Z Body only

DHP484TJX9 2 x 5.0Ah Li-ion

+ B-68323 Bit Set: 50th Anniversary

STANDARD EQUIPMENT: Fast charger, battery cartridges, carry case, belt clip.

## 18V LXT Combi Drill

DHP458

Max. in steel	13mm	<b>BATTERY FUEL GAUGE</b>
Max. in wood	65mm	
Max in masonry	16mm	
Blows per minute	0-30,000/6,000 bpm	
No load speed	0-2,000/400 rpm	
Max. torque (S/H)	58/91Nm	
Torque settings	21 + drill	
Net weight	2.2-2.6kg	

Body only machines do not come with a carry case.



DHP458RTJ 2 x 5.0Ah Li-ion

DHP458Z Body only

STANDARD EQUIPMENT: Fast charger, battery cartridges, carry case, belt clip.



## 18V LXT Brushless Combi Drill

DHP485

Capacity in Steel	13mm	Blows per Minute	Low: 0-7,500bpm
Capacity in Wood	38mm		High: 0-28,500bpm
Capacity in Masonry	13mm	No Load Speed	Low: 0-500rpm
Torque Settings	21 + Drill		High: 0-1,900rpm
Max torque S/H	27Nm/50Nm	Net Weight	1.5-1.8kg
Chuck Capacity	1.5-13mm		



DHP485RTJ 2 x 5.0Ah Li-ion  
 DHP485Z Body only  
 DHP485TJX8 2 x 5.0Ah Li-ion  
 + B-68323 Bit Set: 50th Anniversary

STANDARD EQUIPMENT: Fast charger, battery cartridges, carry case, belt clip.



## 18V LXT Combi Drill

DHP453

Max in steel	13mm
Max in wood	36mm
Max in masonry	13mm
Torque settings	16 + Drill
Max torque S/H	27/42Nm
Blows per minute	High: 0-19,500bpm
	Low: 0-6,000bpm
No load speed	High: 0-1300rpm
	Low: 0-400rpm
Net weight	1.7-2.0kg

Body only machines do not come with a carry case.



DHP453Z Body only

STANDARD EQUIPMENT: Double ended bit.



## 18V LXT Brushless Drill Driver

DDF486Z

Max in Steel	13mm
Max in Wood	76mm
Chuck Capacity	1.5 - 13mm
No Load Speed	0 - 2,100 rpm (Hi)
	0 - 550 rpm (Lo)
Torque Settings	21 + Drill
Max Fastening Torque (S/H)	65 / 130 Nm
Net Weight	2.3 - 2.6kg

Body only machines do not come with a carry case.



DDF486Z Body only

STANDARD EQUIPMENT: Side handle, screwdriver bit, belt clip.



## 18V LXT Drill Driver

DDF482

Max in Steel	13mm
Max in Wood	38mm
Chuck Capacity	1.5 - 13mm
No Load Speed	Hi: 0 - 1,900 rpm
	Low: 0 - 600 rpm
Torque Settings	21 + Drill
Max Fastening Torque S/H	36/62 Nm
Net Weight	1.5-1.8kg

Body only machines do not come with a carry case.



DDF482RTJ 2 x 5.0Ah Li-ion  
 DDF482Z Body only

STANDARD EQUIPMENT: Fast charger, battery cartridges, carry case, belt clip.



## 18V LXT Brushless Drill Driver

DDF487Z

Max in Steel	13mm	<b>COMPACT LENGTH OF 150mm</b>
Max in Wood	36mm	
Chuck Capacity	1.5 - 13mm	
Torque Settings	20 + Drill	
Max Tightening Torque (S/H)	25/40 Nm	
No Load Speed (Hi/Lo)	0 - 1,700rpm	
	0 - 500rpm	
Net Weight	1.3 - 1.6kg	

Body only machines do not come with a carry case.



DDF487Z Body only

STANDARD EQUIPMENT: Screwdriver bit, belt clip.



## 18V LXT Brushless Drill Driver

DDF484

Max in Steel	13mm	<b>COMPACT LENGTH OF 172mm</b>
Max in Wood	38mm	
Chuck Capacity	1.5 - 13mm	
Torque Settings	21 + Drill	
Max Fastening Torque (S/H)	30/54Nm	
No Load Speed	0- 2,000 / 500 rpm	
Net Weight	1.5-1.8kg	

Body only machines do not come with a carry case.



DDF484RTJ 2 x 5.0Ah Li-ion  
 DDF484Z Body only


STANDARD EQUIPMENT: Fast charger, battery cartridges, carry case, belt clip.



# BRUSHLESS: A COMPACT TOOL WITH MORE RUNTIME

Our brushless motor is designed to make the tool more compact whilst delivering more power and run time than the standard brushed motor. The new motor is more efficient and will extend the life of your tools and the batteries you use with them. Being brushless, the motor no longer has the standard brushes that need to be replaced when they wear down. This means less maintenance for you during the life of the tool.

## BL MOTOR



## LXT CORDLESS

### 18V LXT Drill Driver

DDF458

Max. in steel	13mm
Max. in wood	65mm
No load speed	0-2,000/400rpm
Max. torque (S/H)	58/91Nm
Torque settings	21 + drill
Net weight	2.1-2.5kg

Body only machines do not come with a carry case.



DDF458RTJ 2 x 5.0Ah Li-ion

DDF458Z Body only

STANDARD EQUIPMENT: Fast charger, battery cartridges, carry case, belt clip.



### 18V LXT Brushless Drill Driver

DDF485

Capacity in Steel	13mm
Capacity in Wood	38mm
Max Fastening Torque (S/H)	27/50Nm
Chuck Capacity	1.5-13mm
No Load Speed	0-500 / 0-1,900rpm
Torque Settings	21 + drill
Net Weight	1.4-1.7kg

Body only machines do not come with a carry case.



DDF485RTJ 2 x 5.0Ah Li-ion

DDF485Z Body only

STANDARD EQUIPMENT: Fast charger, battery cartridges, carry case, belt clip.



### 18V LXT Brushless Drill Driver

DDF083Z

Max in Steel	13mm
Max in Wood	36mm
Chuck Capacity	¼" Hex (6.35mm)
Torque Settings	20 + Drill
Max Tightening Torque (S/H)	23/40Nm
No Load Speed	0-1,700 / 0-500rpm
Net Weight	1.1-1.4kg

COMPACT LENGTH OF 124mm

Body only machines do not come with a carry case.



DDF083Z Body only

STANDARD EQUIPMENT: Screwdriver bit, belt clip.





18V LXT Drill Driver

DDF453

Max in steel	13mm
Max in wood	36mm
Torque settings	16 + Drill
Max torque S/H	27/42Nm
No load speed	High: 0-1,300rpm Low: 0-400rpm
Net weight	1.7-2.0kg



Body only machines do not come with a carry case.



DDF453RFE 2 x 3.0Ah Li-ion  
DDF453Z Body only

STANDARD EQUIPMENT: Fast charger, battery cartridges, double ended bit, carry case.

18V LXT Angle Drill

DDA351

Max in steel	10mm
Max in wood	25mm
Head height	93mm
Max. torque	13.7Nm
No load speed	0-1800rpm
Net weight	1.6-1.9kg

**DDA351: KEYLESS CHUCK**  
Body only machines do not come with a carry case.



DDA351RTJ 2 x 5.0Ah Li-ion  
DDA351Z Body only

STANDARD EQUIPMENT: Fast charger, battery cartridges, side handle, carry case.

18V LXT Brushless Angle Drill

DDA450ZK

No Load Speed	Hi: 0-1,400 rpm Low: 0-450 rpm
Chuck Capacity	2-13mm
Capacity in Steel	13mm
Capacity in Wood	
Self feed bit (Lo/Hi)	Low: 65mm Hi: 50mm
Hole Saw (Lo/Hi)	Low: 127mm Hi: 101mm
Auger bit	38mm
Max Torque	Low: 70Nm Hi: 26Nm
Net Weight	3.2-3.5kg



DDA450ZK Body only

STANDARD EQUIPMENT: Chuck key, chuck key holder, side grip, hook, screw, carry case.



18V x2 (36V) LXT Brushless Angle Drill

DDA460ZK

No Load Speed	Hi: 0-1,400rpm Low: 0-350rpm
Chuck Capacity	2-13mm
Capacity in Steel	13mm
Capacity in Wood:	
Self-feed bit	Low: 118mm Hi: 65mm
Hole Saw	Low: 159mm Hi: 105mm
Auger bit	50mm
Max. Torque	Low: 136Nm Hi: 48Nm
Net Weight	5.7-6.4 kg



DDA460ZK Body only

STANDARD EQUIPMENT: Grip assembly, chuck key, hex wrench, carry case.



18V LXT Brushless Impact Driver

DTD172Z

Driving Shank	1/4" Hex	No Load Speed:	Max 0-3,600rpm Hi 0-3,200rpm Med 0-2,100rpm Low 0-1,100rpm
Machine Screw	M4 - M8	Max tightening torque	180Nm
Standard Bolt	M5 - M16	Net Weight	1.2 - 1.5 Kg
High Strength Bolt	M5 - M14		
Coarse Thread Screw	22 - 125 mm		
Impacts per minute:	Max 0-3,800ipm Hi 0-3,600ipm Med 0-2,600ipm Low 0-1,100ipm		

**WOOD MODE**  
**BOLT MODE**  
**T-MODE THICK METAL**  
**T-MODE THIN METAL**

Body only machines do not come with a carry case.



DTD172Z Body only

STANDARD EQUIPMENT: Belt clip.



18V LXT Impact Driver

DTD156Z

Machine Screw	M4-M8
Standard Bolt	M5-M14
High Strength Bolt	M5-M12
Coarse Thread Screw	22-125mm
Impacts per Minute	0-3,000ipm
No Load Speed	0-2,500rpm
Max Tightening Torque	155Nm
Net Weight	1.3-1.6kg

Body only machines do not come with a carry case.



DTD156Z Body only

STANDARD EQUIPMENT: Belt clip.



ACCESSORIES: IMPACT PREMIER

Impact Premier is Makita's premium range of torsion bits for professional use with impact drivers. The Impact Premier range includes 25mm and 50mm screwdriver bits, drive adapters, nutsetters and more. All bits are colour coded for easy reference while working.

**Impact**  
**PREMIER**



To see the full range of Impact Premier bits visit [www.makita.com](http://www.makita.com)



## 18V LXT Brushless Impact Driver

DTD154

Driving Shank	1/4" Hex (6.35mm)	No load speed	0 - 3,600 rpm
Machine Screw	M4-M8		2,100 rpm
Standard Bolt	M5-M16		1,100 rpm
High Strength Bolt	M5-M14	Max tightening torque	175 Nm
Coarse-thread Screw	22-125mm	Weight	1.2-1.5kg
Impacts per minute	0 - 3,800 ipm		
	2,600 ipm		
	1,100 ipm		

**BATTERY FUEL GAUGE**  
3 SPEEDS - HI/MID/LO  
T-MODE

Body only machines do not come with a carry case.



DTD154RTJ 2 x 5.0Ah Li-ion  
DTD154Z Body only

STANDARD EQUIPMENT: Fast Charger, battery cartridges, carry case, belt clip.



## 18V LXT Brushless Impact Driver

DTD157

Driving Shank	1/4" Hex	No Load Speed	0 - 3,000 / 0 - 1,300 rpm
Machine Screw	M4 - M8		
Standard Bolt	M5 - M14	Max Tightening Torque	140Nm
High Strength Bolt	M5 - M12	Net Weight	1.2 - 1.5kg
Coarse Thread Screw	22-90mm		
Impact Power Selection	2-Stage (Hard/Soft)	<b>ASSIST MODE</b>	<b>2 SPEED</b>
Impacts per Minute	0 - 4,100 / 0 - 2,000 ipm		

Body only machines do not come with a carry case.



DTD157RTJ 2 x 5.0Ah Li-ion  
DTD157Z Body only

STANDARD EQUIPMENT: Fast charger, battery cartridges, carry case, belt clip.



## 18V LXT BL Impact Driver

DTD153

Driving Shank	1/4" Hex (6.35mm)	No load speed	0 - 3,600 rpm
Machine Screw	M4-M8		
Standard Bolt	M5-M16		
High Strength Bolt	M5-M14	Max tightening torque	170Nm
Coarse-thread Screw	22-125mm	Weight	1.3-1.6kg
Impacts per minute	0 - 3,600 ipm		
No load speed	0 - 3,400 rpm		

Body only machines do not come with a carry case.



DTD153RTJ 2 x 5.0Ah Li-ion  
DTD153Z Body only

STANDARD EQUIPMENT: Fast Charger, battery cartridges, carry case, belt clip.



## 18V LXT Angle Impact Driver

DTL061Z

Driving shank	1/4" Hex	No load speed	0-2,000rpm
Machine screw	M4-M8		
Standard bolt	M4-M12		
High strength bolt	M4-M8	Max. torque	60Nm
Coarse thread screw	22-75mm	Net weight	1.4-2.0kg
Max. torque	60Nm		
No load speed	0-2,000rpm		
Impacts per minute	0-3,000rpm		

Body only machines do not come with a carry case.



DTL061Z Body only

STANDARD EQUIPMENT: 2 x Phillips bits, belt clip.



## 18V LXT Impact Driver

DTD152

Driving shank	1/4" Hex (6.35mm)	No load speed	0 - 2,900 rpm
Machine screw	M4-M8		
Standard bolt	M5-M16		
High strength bolt	M5-M12	Max tightening torque	165Nm
Coarse thread	22-125mm	Net weight	1.3-1.6kg
Impacts per minute	0 - 3,500 ipm		
No load speed	0 - 2,900 rpm		

Body only machines do not come with a carry case.



DTD152RTJ 2 x 5.0Ah Li-ion  
DTD152Z Body only

STANDARD EQUIPMENT: Fast Charger, battery cartridges, carry case, belt clip.



## 18V LXT Brushless Oil Pulse Driver

DTS141ZJ

Driving shank	1/4" Hex (6.35mm)	No Load Speed	0-3,200rpm
Machine screw	M4-M8	Hard	0-2,000rpm
Standard bolt	M5-M8	Med	0-1,200rpm
High strength bolt	M5-M6	Soft	0-1,200rpm
Max output	280W	Max tightening torque	40Nm
Capacity coarse thread	22-125mm	Net weight	1.3-1.6kg
Impacts per minute			
Hard	0-2,700ipm	<b>BATTERY FUEL GAUGE</b>	<b>3 SPEEDS - HI/MID/LO</b>
Med	0-2,200ipm	<b>COMPACT &amp; LIGHTWEIGHT</b>	<b>REDUCED NOISE AND VIBRATION</b>
Soft	0-1,400ipm		



DTS141ZJ Body only

STANDARD EQUIPMENT: Belt clip, carry case.



18V x2 (36V) LXT Brushless Shear Wrench

DWT310ZK

Capacities

High strength torque shear bolt	M16, M20, M22
Super high strength torque shear bolt	M16, M20
A325 Torque shear bolt	5/8, 3/4, 7/8
A490 Torque shear bolt	5/8, 3/4
No Load Speed	14rpm
Max Fastening Torque	804Nm
Net Weight	6.5-7.1kg



DWT310ZK Body only

STANDARD EQUIPMENT: Shoulder strap, screwdriver, outer + inner sleeves for M20 & M22, carry case



18V LXT Brushless Impact Wrench

DTW1001

Driving Shank	3/4" (19mm) Square	Standard Bolt	M12-M30
Impact Power Selection	Hard/Med/Soft	High Strength Bolt	M10-M24
Impacts per min	0 - 2,200ipm / 2,000ipm / 1,800ipm	Net Weight	3.4-3.7kg
No Load Speed	0 - 1,800rpm / 1,000rpm / 900rpm		
Max fastening torque	1,050Nm		
Nut Busting Torque	1,700Nm		

Body only machines do not come with a carry case.



DTW1001RTJ 2 x 5.0Ah Li-ion

DTW1001Z Body only

STANDARD EQUIPMENT: Fast charger, battery cartridges, carry case, belt clip.



18V LXT Brushless Impact Wrench

DTW1002

Driving shank	1/2" (12.7mm) Square	Standard Bolt	M12-M30
Impact power selection	Hard/Med/Soft	High Strength Bolt	M10-M24
Impacts per min	0-2,200ipm / 2,000ipm / 1,800ipm	Net Weight	3.3-3.6kg
No load speed	0-1,800rpm / 1,000rpm / 900rpm		
Max fastening torque	1,000Nm		
Nut busting torque	1,600Nm		

Body only machines do not come with a carry case.



DTW1002RTJ 2 x 5.0Ah Li-ion

DTW1002Z Body only

STANDARD EQUIPMENT: Fast charger, battery cartridges, carry case, belt clip.



18V LXT Brushless Impact Wrench

DTW701

Driving Shank	1/2" Square Drive	Impacts per Minute	0 - 2,700/ 2,400/ 1,700/ 1,000ipm
	Pin detent	No Load Speed	0 - 2,200/ 1,900/ 1,200/ 500 rpm
Standard Bolt	M10 - M24	Max Fastening Torque	700Nm
High Strength Bolt (grade 10.9)	M10 - M16	Nut Busting Torque	1,000Nm
High Strength Bolt (grade F10T)	M12 - M16	Net Weight	2.3-2.7kg
Impact Power Selection	Max, Hi, Med, Soft		

Body only machines do not come with a carry case.



DTW701RTJ 2 x 5.0Ah Li-ion

DTW701Z Body only

STANDARD EQUIPMENT: Fast charger, battery cartridges, belt clip, carry case.



18V LXT Brushless Impact Wrench

DTW700

Driving Shank	1/2" Square Drive	Impacts per Minute	0 - 2,700/ 2,400/ 1,700/ 1,000ipm
	C-ring	No Load Speed	0 - 2,200/ 1,900/ 1,200/ 500 rpm
Standard Bolt	M10 - M24	Max Fastening Torque	700Nm
High Strength Bolt (grade 10.9)	M10 - M16	Nut Busting Torque	1,000Nm
High Strength Bolt (grade F10T)	M12 - M16	Net Weight	2.3-2.7kg
Impact Power Selection	Max, Hi, Med, Soft		

Body only machines do not come with a carry case.



DTW700RTJ 2 x 5.0Ah Li-ion

DTW700Z Body only

STANDARD EQUIPMENT: Fast charger, battery cartridges, belt clip, carry case.



18V LXT Impact Wrench

DTW450

Driving shank	1/2" square
No load speed	1600rpm
Max fastening torque	440Nm
Nut busting torque	730Nm
Impacts per minute	2200ipm
Vibration	19m/sec²
Net weight	3.1-3.4kg

Body only machines do not come with a carry case.



DTW450RTJ 2 x 5.0Ah Li-ion

DTW450Z Body only

STANDARD EQUIPMENT: Fast charger, battery cartridges, carry case, belt clip.



18V LXT Brushless Impact Wrench

DTW302Z

Driving Shank	3/8" Square, (C-ring)	No Load Speed	0 - 3,200 / 2,600 / 1,800 / 1,000 rpm
Standard Bolt	M10 - M20	Max Fastening Torque	300Nm
High Strength Bolt	M10 - M16	Nut Busting Torque	500Nm
Impact Power Selection	Max/Hard/Med/Soft	Net Weight	1.4 - 1.8kg
Impacts per Minute	0 - 4,000 / 3,400 / 2,600 / 1,800 ipm	<b>4-STAGE IMPACT POWER SELECTION</b>	

Body only machines do not come with a carry case.



DTW302Z Body only  
STANDARD EQUIPMENT: Belt clip.



18V LXT Brushless Impact Wrench

DTW181Z

Driving shank	1/2" Square	No load speed	0-2,400rpm 0-1,300rpm
Standard bolt	M8-M16	Max fastening torque	210Nm
High strength bolt	M6-M12	Nut busting torque	330Nm
Impact power selection	Hard/Soft	Net weight	1.2-1.5kg
Impacts per minute	0-3,600ipm 0-2,000ipm	<b>4-STAGE IMPACT POWER SELECTION</b>	

Body only machines do not come with a carry case.



DTW181Z Body only  
STANDARD EQUIPMENT: Belt clip.



18V LXT Brushless Impact Wrench

DTW300

Driving Shank	1/2" Square Drive	Max Fastening Torque	330Nm
Standard Bolt	M10 - M20	Nut Busting Torque	580Nm
High Strength Bolt	M10 - M16	Net Weight	1.5 - 1.8kg
Impact Power Selection	Max, Hi, Med, Soft	<b>4-STAGE IMPACT POWER SELECTION</b>	
Impacts per Minute	0 - 4,000 / 3,400 / 2,600 / 1,800 ipm		
No Load Speed	0 - 3,200 / 2,600 / 1,800 / 1,000 rpm		

Body only machines do not come with a carry case.



DTW300RTJ 2 x 5.0Ah Li-ion  
DTW300Z Body only  
STANDARD EQUIPMENT: Fast Charger, battery cartridges, carry case, belt clip.



18V LXT Brushless Impact Wrench

DTW180

Driving Shank	3/8" Square	No Load Speed	0-2,400/0-1,300rpm
Standard Bolt	M8-M16	Max fastening torque	180Nm
High Strength Bolt	M6-M12	Nut Busting Torque	310Nm
Impact Power Selection	Hard/Soft	Net Weight	1.2-1.5 kg
Impacts per Min	0-3,600/0-2,000ipm	<b>4-STAGE IMPACT POWER SELECTION</b>	

Body only machines do not come with a carry case.



DTW180RTJ 2 x 5.0Ah Li-ion  
DTW180Z Body only  
STANDARD EQUIPMENT: Fast charger, battery cartridges, belt clip, carry case.



18V LXT Impact Wrench

DTW251

Driving shank	1/2" Square	No load speed	0-2,100rpm
Standard bolt	M8-M16	Impacts per minute	0-3,200ipm
High strength bolt	M6-M12	Max fastening torque	230Nm
Impact power selection	Max/Hard/Med/Soft	Nut busting torque	370Nm
		Net weight	1.5-1.8kg

Body only machines do not come with a carry case.



DTW251RTJ 2 x 5.0Ah Li-ion  
DTW251Z Body only  
STANDARD EQUIPMENT: Fast charger, battery cartridges, belt clip, carry case.



18V LXT Impact Wrench

DTW190

Driving shank	1/2" Square	No load speed	0 - 2,300 rpm
Standard bolt	M8-M16	Max fastening torque	190Nm
High strength bolt	M6-M12	Nut busting torque	320Nm
Impact power selection	Max/Hard/Med/Soft	Net weight	1.4-1.8kg
Impacts per minute	0 - 3,000 ipm	<b>4-STAGE IMPACT POWER SELECTION</b>	

Body only machines do not come with a carry case.



DTW190RTJ 2 x 5.0Ah Li-ion  
DTW190Z Body only  
STANDARD EQUIPMENT: Fast charger, battery cartridges, belt clip, carry case.



18V LXT Ratchet Wrench

DWR180Z

Driving Shank	3/8" or 1/4" Square	No Load Speed	0 - 800 rpm
Standard Bolt	M5 - M12	Flats Width	13mm
High Strength Bolt	M5 - M10	Max Fastening Torque	47.5 Nm
		Net Weight	1.2 - 1.6kg

Body only machines do not come with a carry case.



DWR180Z Body only  
STANDARD EQUIPMENT: Socket adapter.





18V LXT Brushless Drywall Screwdriver

DFS452

Max output	490W
No load speed	0 – 4,000 rpm
Driving shank	6.35mm (1/4" Hex)
Capacity drywall screw	5mm
Capacity self drilling screw	6mm
Net weight	1.5-1.8kg

PUSH DRIVE TECHNOLOGY

Body only machines do not come with a carry case.



DFS452Z Body only

STANDARD EQUIPMENT: Ph2 25mm x2, magnetic connector bit.

18V LXT Drywall Screwdriver

DFS451

Driving shank	1/4" Hex
Max. drywall screw	4mm
No load speed	0-4,000rpm
Net weight	1.5-1.8kg

Body only machines do not come with a carry case.



DFS451RTJ 2 x 5.0Ah Li-ion

DFS451Z Body only

STANDARD EQUIPMENT: Fast charger, battery cartridges, carry case.

18V LXT BL Drywall Screwdriver

DFS250

No Load Speed	0 – 2,500 rpm
Driving Shank	1/4" Hex (6.35mm)
Capacity Drywall Screw	5mm
Capacity Self-Drilling Screw	6mm
Capacity Coarse-thread	4.5 x 90mm
Net Weight	1.5-1.9kg

PUSH DRIVE TECHNOLOGY  
ONE TOUCH BIT LOCATOR

Body only machines do not come with a carry case.



DFS250RTJ 2 x 5.0Ah Li-ion

DFS250Z Body only

STANDARD EQUIPMENT: Fast charger, battery cartridges, carry case, Ph2 25mm, belt clip.

18V LXT BL Tek Screwdriver

DFS251

No Load Speed	0 – 2,500rpm
Driving Shank	1/4" Hex (6.35mm)
Capacity Drywall Screw	5mm
Capacity Self-Drilling Screw	6mm
Hex Socket Screw	6mm
Net Weight	1.5-1.8kg

PUSH DRIVE TECHNOLOGY  
ONE TOUCH BIT LOCATOR  
TEK APPLICATIONS

Body only machines do not come with a carry case.



DFS251RTJ 2 x 5.0Ah Li-ion

DFS251Z Body only

STANDARD EQUIPMENT: Fast charger, battery cartridges, carry case, magnetic socket bit, belt clip

18V LXT Auto-feed Screwdriver

DFR750

Max. drywall screw	4mm x 75mm
Screw range	45-75mm
No load speed	4,000rpm
Net weight	2.1-3.2kg

Body only machines do not come with a carry case.



DFR750RTE 2 x 5.0Ah Li-ion

DFR750Z Body only

STANDARD EQUIPMENT: Fast charger, battery cartridges, 2 x square head bits, carry case.



18V LXT Brushless Auto-feed Screwdriver

DFR551

Max. drywall screw	ø3.5 - 4.2mm
Screw range	25 - 55mm
Bit Driving Shank	1/4" Hex
No load speed	0 – 6,000rpm
Net Weight	1.9 – 2.2Kg

Body only machines do not come with a carry case.



DFR551RTJ 2 x 5.0Ah Li-ion

DFR551Z Body only

STANDARD EQUIPMENT: Fast charger, battery cartridges, belt clip, carry case, screwdriver bits x3.



18V LXT Auto-feed Screwdriver

DFR550

Max. drywall screw	4mm x 55mm
Screw range	25-55mm
No load speed	4,000rpm
Net weight	2.1-3.1kg

Body only machines do not come with a carry case.



DFR550RTJ 2 x 5.0Ah Li-ion

DFR550Z Body only

STANDARD EQUIPMENT: Fast charger, battery cartridges, Phillips bits x2, carry case.



## 18V LXT Finishing Nailer

DBN600

Nail Length	25-64mm
Nail Gauge	16Ga
Magazine Capacity	110pcs
Shots per battery (4.0Ah)	800 appx
Net Weight	3.4-3.8 kg



**LXT**



DBN600RTJ 2 x 5.0Ah Li-ion

DBN600ZJ Body only

STANDARD EQUIPMENT: Fast charger, battery cartridges, nose adaptor, belt clip, carry case.

## 18V LXT Brad Nailer

DBN500

Max output	460W
Nail type	Brad Nail
Nail gauge	18Ga
Nail length	15-50mm
Magazine capacity	110pcs
Shots on full charge (3.0Ah)	1000 appx
Net weight	3.2-3.5kg



**LXT**



DBN500ZJ Body only

STANDARD EQUIPMENT: Nose adaptor, hex wrench 3, carry case.

## 18V LXT Brad Nailer

DFN350ZJ

Nail Type	Brad Nail
Nail Length	15 - 35mm
Nail Gauge	18Ga
Magazine Capacity	100pcs
Net Weight	2.1-2.4kg



**LXT**



DFN350ZJ Body only

STANDARD EQUIPMENT: Nose adapter, hex wrench, belt clip, carry case.

## 18V LXT Pin Nailer

DPT353

Nail Length	15, 18, 25, 30, 35mm
Nail Gauge	23Ga (0.6mm)
Magazine Capacity	100 pcs
Net Weight	2.0-2.3kg



**LXT**



DPT353RTJ 2 x 5.0Ah Li-ion

DPT353Z Body only

STANDARD EQUIPMENT: Fast charger, battery cartridges, carry case, belt clip, nose adaptor x2, hex wrench.

## 18V LXT Stapler

DST221

Staple length	10, 13, 16, 19, 22mm
Staple width	10mm
Staple gauge	0.6 x 1.2mm
Magazine capacity	Max 98 (84 per sheet)
Net weight	2.1-2.4kg



**LXT**



Body only machines do not come with a carry case.

DST221Z Body only

STANDARD EQUIPMENT: Belt clip.

## 18V LXT Stapler

DST112Z

Staple width	10mm
Staple length	7, 10mm
Staple gauge	0.5 x 0.7mm
Magazine capacity	150pcs
Shots per battery charge	6,000 (3Ah)
Net Weight	1.5-1.8kg



**LXT**



Body only machines do not come with a carry case.

DST112Z Body only

STANDARD EQUIPMENT: Belt clip.

## 18V LXT Brushless Rivet Gun

DRV150Z

Pulling Force	10kN
Stroke	25mm
Rivet Diameter Range	2.4-4.8mm
Net Weight	1.9-2.2kg



Body only machines do not come with a carry case.



**DRV150Z** Body only

STANDARD EQUIPMENT: Hook, grease, accessory set.

## 18V LXT Brushless Rivet Gun

DRV250Z

Pulling Force	20kN
Stroke	30mm
Rivet Diameter Range	4.8-6.4mm
Net Weight	2.1-2.4kg



Body only machines do not come with a carry case.



**DRV250Z** Body only

STANDARD EQUIPMENT: Hook, grease, accessory set.

## 18V LXT Brushless Planer

DKP181

No Load Speed	12,000rpm
Planing Width	82mm
Planing Depth	3mm
Max. Rebate Depth	25mm
Net Weight	3.3 - 3.6kg

AWS: Auto-start Wireless System connects to compatible dust extractor with Bluetooth



Body only machines do not come with a carry case.



**DKP181RTJ** 2 x 5.0Ah Li-ion

**DKP181Z** Body only

STANDARD EQUIPMENT: Fast charger, battery cartridges, planer blade, blade gauge, guide rule, depth guide, socket wrench, sharpening holder assembly.

## 18V LXT Planer

DKP180

No load speed	14,000rpm
Planing width	82mm
Planing depth	2.0mm
Max. rebate depth	9.0mm
Net weight	3.2-3.5kg



Body only machines do not come with a carry case.



**DKP180RTJ** 2 x 5.0Ah Li-ion

**DKP180Z** Body only

STANDARD EQUIPMENT: Fast charger, battery cartridges, planer blades, gauge assembly, guide rule, socket wrench, carry case.

## 18V LXT Biscuit Jointer

DPJ180

Blade diameter	100mm
Blade thickness	4mm
Bore diameter	22mm
No load speed	6,500 rpm
Net weight	2.8-3.1kg

**OVERLOAD PROTECTION AND ANTI RESTART**

Body only machines do not come with a carry case.



**DPJ180RTJ** 2 x 5.0Ah Li-ion

**DPJ180Z** Body only

STANDARD EQUIPMENT: Fast charger, battery cartridges, dust bag, set plate, lock nut wrench, carry case.



## 18V LXT Brushless Router Trimmer

DRT50

No Load Speed	10,000 - 30,000 rpm
Collet Capacity	3/8" and 1/4"
Plunge Capacity	0 - 40mm with Trimmer base 0 - 35mm with Plunge base
Net Weight	1.8-2.1kg

**DRT50RTJX2**

Trimmer base, Plunge base, Tilt base, Straight guide, Trimmer guide, Guide holder, Dust nozzle for trimmer base, Dust nozzle for plunge base, Grip 36, Hex wrench x2, Collet cone, Template guide for trimmer, Template guide for plunge base, Makpac Type 4 case.

**DRT50ZJX3**

Trimmer Base, Straight Guide, Dust Nozzle for Trimmer Base, Hex Wrench x2, Collet Cone, Template Guide for Trimmer, Trimmer Guide, Plunge Base, Tilt Base, Offset Base, Dust Nozzle for Plunge Base, Grip 36, Template Guide for Plunge Base, Grip Attachment, Guide Holder, Makpac Type 4 case.

**DRT50ZX4**

Trimmer Base, Straight Guide, Dust Nozzle for Trimmer Base, Hex Wrench x2, Collet Cone, Template Guide for Trimmer, Trimmer Guide, Carton Box.

**DRT50ZJ**

Trimmer Base, Straight Guide, Dust Nozzle for Trimmer Base, Hex Wrench x2, Collet Cone, Template Guide for Trimmer, Makpac Type 4 case.



**DRT50RTJX2** 2 x 5.0Ah Li-ion

**DRT50ZJX3** Body only

**DRT50ZX4** Body only

**DRT50ZJ** Body only

## DRT50 BASE OPTIONS

**DRT50RMJX2** (Bases 1, 3 & 4)

**DRT50ZJX3** (Bases 1, 2, 3 & 4)

**DRT50ZX4** (Base 1)

**DRT50ZJ** (Base 1)



**1) Trimmer Base**

- Enlarged opening section of base assembly for excellent bit visibility while maintaining durability.
- Round base assembly for smooth and fast cutting with easy handling.



**2) Offset Base**

- Cut close to edges or corners (18.5mm)
- Replaceable plastic base assembly



**3) Tilt Base**

- Enlarged opening section of base assembly for excellent bit visibility.
- Tilting capacity: -30° to 45°



**4) Plunge Base**

- Ergonomically contoured knob style handles.
- 3 stage cut depth adjustment.
- Plunge capacity: 0 - 35mm (0 - 1-3/8")
- 195564-8 Guide holder set is needed when using straight guide with the plunge base.



18V x2 (36V) Brushless 305mm Slide Compound Mitre Saw DLS211ZU

Blade diameter	305mm
Bore diameter	30mm
No load speed	4,400rpm
Max mitre range	60° to 60°(L-R)
Max bevel range	48° to 48°(L-R)
Net weight	30.7-31.3kg

Mitre Angle	Bevel Angle		
	45° (left)	0°	45° (right)
0°	61x382mm 71x363mm	92x382mm 107x363mm	44x382mm 54x363mm
45° (left and right)	61x268mm 71x255mm	92x268mm 107x255mm	44x268mm 54x255mm
60° (right)		92x185mm 107x178mm	

CAN BE PLACED AGAINST A WALL



Recommended Blade: B-67256



DLS211ZU Body only

STANDARD EQUIPMENT: TCT Saw blade, dust bag, triangular rule, vertical vice, hex wrench, wireless unit.

18V x2 (36V) Brushless 260mm Slide Compound Mitre Saw DLS110Z

Blade Diameter	260mm
Bore Diameter	30mm
No Load Speed	4,400rpm
Max Mitre Range	60° to 60°(L-R)
Max Bevel Range	48° to 48°(L-R)
Net Weight	26.6-27.3kg

Mitre Angle	Bevel Angle		
	45° (left)	0°	45° (right)
0°	42x310mm 58x279mm	68x310mm 91x279mm	29x305mm 43x279mm
45° (left and right)	42x218mm 58x197mm	68x218mm 91x197mm	29x215mm 43x197mm
60° (right)		68x155mm 91x139mm	

CAN BE PLACED AGAINST A WALL



Recommended Blade: B-64624



DLS110Z Body only

STANDARD EQUIPMENT: TCT Saw blade, dust bag, triangular rule, vertical vice, hex wrench.

18V x2 (36V) Brushless 190mm Slide Compound Mitre Saw DLS714N

Blade Diameter	190mm
Bore Diameter	20mm
No Load Speed	5,700rpm
Bevel Range	45° Left - 5° Right
Mitre Range	47° Left - 57° Right
Max Cutting Capacity	52mm x 300mm
Net Weight	13.0-13.5kg

Mitre Angle	Bevel Angle		
	0°	45° (left)	5° (right)
0°	52x300mm	40x300mm	40x300mm
45° (left/right)		52x212mm	40x212mm
		57° (right)	52x163mm

Recommended Blade: B-08894



DLS714NZ Body only

STANDARD EQUIPMENT: TCT saw blade, dust bag, holder set, hex wrench, vertical vice, triangular rule.



18V LXT 190mm Slide Compound Mitre Saw DLS713N

Blade diameter	190mm	Max bevel range	45° to 5°
Bore diameter	20mm	No load speed	2,200rpm
Max mitre range	45° to 57°	Net weight	12.7kg

Recommended Blade: A-86147

Mitre Angle	Bevel Angle		
	45° (left)	0°	45° (right)
0°	25x300mm	52x300mm	40x300mm
45° (left and right)	25x212mm	52x212mm	
52° (right)		52x163mm	



DLS713NRTE 2 x 5.0Ah Li-ion

DLS713NZ Body only

STANDARD EQUIPMENT: Fast charger, battery cartridges, dust bag, blade.



18V LXT Brushless 165mm Mitre Saw DLS600Z

Blade Diameter	165mm	Max Bevel Range	46° L - 46° R
Bore Diameter	20mm	No Load Speed	5,000rpm
Max Mitre Range	52° L - 52° R	Net Weight	6.3-6.6kg

Recommended blade B-56487

Mitre Angle	Bevel Angle		
	45° (left)	0°	45° (right)
0°	30x92mm	46x92mm	15x92mm
45° (left and right)	30x65mm	46x65mm	15x65mm
52° (right)		46x56mm	



DLS600Z Body only

STANDARD EQUIPMENT: Dust bag, vertical vice, hex wrench x2, triangle rule, TCT blade.



18V x2 (36V) Brushless 165mm Plunge Cut Saw DSP600 DSP601

No Load Speed	2,500 - 6,300rpm	DSP601 AWS: Auto-start Wireless System connects to compatible dust extractor with Bluetooth
Blade Diameter	165mm	
Bore Size	20mm	
Max Cutting Capacity at 0°	56mm	
Max Cutting Capacity at 45°	40mm	
Max Cutting Capacity at 48°	38mm	
Net Weight	4.4-5.1kg	



Recommended Blade: B-57320



DSP600ZJ Body only

DSP601ZJU AWS - Body only

STANDARD EQUIPMENT: TCT blade, hex wrench, carry case, wireless unit (DSP601 only).



18V x2 (36V) LXT 235mm Brushless Circular Saw DHS900

Blade Diameter	235mm	AWS: Auto-start Wireless System connects to compatible dust extractor with Bluetooth
Bore Diameter	30mm	
Max Cutting capacity at 0°	85mm	
Max Cutting capacity at 45°	61mm	
Max Cutting capacity at 60°	44mm	
No Load Speed	4,500 rpm	
Net Weight	5.3 – 6.0kg	



Recommended blade is E-01909



DHS900ZU AWS - Body only  
DHS900Z Body only

STANDARD EQUIPMENT: TCT Saw Blade, Sub Base, Hex Wrench, Wireless Unit (DHS900ZU only)



18V x2 (36V) LXT 185mm Brushless Circular Saw DRS780Z

Max output	1,700W
Blade diameter	185mm
Bore diameter	15.88mm/30mm
Max cutting capacity at 0°	65mm
Max cutting capacity at 45°	45mm
Max cutting capacity at 53°	38mm
No load speed	5,100rpm
Net weight	5.0-5.6kg



Recommended Blade: B-09416

Body only machines do not come with a carry case.



DRS780Z Body only

STANDARD EQUIPMENT: TCT saw blade, offset wrench.



18V x2 (36V) LXT 190mm Brushless Circular Saw DHS783ZJU

Blade Diameter	190mm	AWS: Auto-start Wireless System connects to compatible dust extractor with Bluetooth
Bore Diameter	20/30mm	
Max Cutting Capacity @ 0°	62.5mm	
Max Cutting Capacity @ 45°	44.5mm	
Max Cutting Capacity @ 48°	42mm	
No Load Speed	6,000rpm	
Net Weight	4.5-5.1kg	



Recommended Blade: B-64185



DHS783ZJU Body only

STANDARD EQUIPMENT: TCT saw blade, dust nozzle, hex wrench, guide rule, carry case, wireless unit.



18V x2 (36V) LXT 190mm Brushless Circular Saw DHS782ZJ

Blade Diameter	190mm
Bore Diameter	20/30mm
Max Cutting Capacity @ 0°	62.5mm
Max Cutting Capacity @ 45°	44.5mm
Max Cutting Capacity @ 48°	42mm
No Load Speed	6,000rpm
Net Weight	4.5-5.1kg



Recommended Blade: B-64185



DHS782ZJ Body only

STANDARD EQUIPMENT: TCT saw blade, dust nozzle, hex wrench, guide rule, carry case.



18V x2 (36V) LXT 190mm Circular Saw DHS710

Blade size	190mm
Bore size	20mm / 30mm
Max at 0°	66mm
Max at 45°	49mm
Max at 50°	44mm
No load speed	4,600rpm
Net weight	3.9-4.6kg



Recommended Blade: B-08224



DHS710ZJ Body only

STANDARD EQUIPMENT: TCT sawblade, hex wrench, rip fence, dust nozzle, carry case.



18V LXT 165mm Brushless Circular Saw DHS680

Max output	680W	<b>BATTERY FUEL GAUGE</b>
No load speed	5,000rpm	
Blade diameter	165mm	
Bore	20mm	
Max cutting capacity @ 0°	57mm	
Max cutting capacity @ 45°	41mm	
Max cutting capacity @ 50°	37mm	
Net weight	3.0-3.3kg	



Recommended Blade: B-09173

Body only machines do not come with a carry case.



DHS680RTJ 2 x 5.0Ah Li-ion  
DHS680Z Body only

STANDARD EQUIPMENT: Fast charger, battery cartridges, TCT blade, hex wrench, rip fence, dust nozzle, carry case.



## 18V LXT 165mm Brushless Circular Saw

DHS661

Blade Diameter	165mm	AWS: Auto-start Wireless System connects to compatible dust extractor with Bluetooth
Bore Diameter	20mm	
Max Cutting Capacity at 0°	57mm	
Max Cutting Capacity at 45°	41mm	
Max Cutting Capacity at 50°	37mm	
No Load Speed	5,000rpm	
Net Weight	2.9-3.2kg	



Recommended Blade: B-62979

Body only machines do not come with a carry case.



DHS661ZU Body only

STANDARD EQUIPMENT: TCT saw blade, hex wrench, guide rule, dust nozzle, wireless unit.



## 18V LXT 165mm Brushless Circular Saw

DHS660

Blade Diameter	165mm
Bore Diameter	20mm
Max Cutting Capacity at 0°	57mm
Max Cutting Capacity at 45°	41mm
Max Cutting Capacity at 50°	37mm
No Load Speed	5,000rpm
Net Weight	2.9-3.2kg



Recommended Blade: B-62979

Body only machines do not come with a carry case.



DHS660RTJ 2 x 5.0Ah Li-ion

DHS660Z Body only

STANDARD EQUIPMENT: Fast charger, battery cartridges, TCT saw blade, hex wrench, guide rule, dust nozzle, carry case.



## 18V LXT 165mm Circular saw

DSS610

Blade diameter	165mm
Bore diameter	20mm
Max. cut @ 90°	57mm
Max. cut @ 45°	40mm
Max. cut @ 50°	36mm
No load speed	3,700rpm
Net weight	3.0-3.4kg



Recommended Blade: B-09173

Body only machines do not come with a carry case.



DSS610RTJ 2 x 5.0Ah Li-ion

DSS610Z Body only

STANDARD EQUIPMENT: Fast charger, battery cartridges, hex wrench, guide rule, TCT blade, carry case.



## 18V LXT 165mm Circular Saw

DSS611

Blade diameter	165mm
Bore diameter	20mm
Max. cut @ 90°	57mm
Max. cut @ 45°	40mm
Max. cut @ 50°	36mm
No load speed	3,700rpm
Net weight	2.9-3.2kg



Recommended Blade: B-09173

Body only machines do not come with a carry case.



DSS611RTJ 2 x 5.0Ah Li-ion

DSS611Z Body only

STANDARD EQUIPMENT: Fast charger, battery cartridges, hex wrench, guide rule, TCT blade, carry case.

DSS501RTJ 2 x 5.0Ah Li-ion

DSS501Z Body only

STANDARD EQUIPMENT: Fast charger, battery cartridges, hex wrench, guide rule, dust nozzle, TCT blade, carry case.



## 18V LXT 150mm Brushless Metal Saw

DCS553ZJ

Blade Diameter	150mm
Bore Diameter	20mm
No Load Speed	4,200rpm
Max Cutting Capacity at 0°	57.5mm
Net Weight	2.8-3.1kg



Recommended Blade: B-46296



DCS553ZJ Body only

STANDARD EQUIPMENT: TCT saw blade, hex wrench, safety goggles, guide rule, carry case.



## 18V LXT 136mm Metal Saw

DCS552

Blade Diameter	136mm
Bore Diameter	20mm
No Load Speed	3,600rpm
Max Cutting Capacity at 0°	50.5mm
Net Weight	2.4-2.7kg



Recommended Blade: B-10615

Body only machines do not come with a carry case.



DCS552RTJ 2 x 5.0Ah Li-ion

DCS552Z Body only

STANDARD EQUIPMENT: Fast charger, battery cartridges, TCT saw blade, hex wrench, safety goggles, carry case.





## 18V LXT Portable Band Saw

DPB182Z

Blade Length	835mm
Blade Width	13mm
Blade Speed	3.2 m/s
Capacity: Round pipe	64mm (dia)
Capacity: Square pipe	64 x 64mm
Net Weight	3.8-4.1kg



Body only machines do not come with a carry case.



**DPB182RTE** 2 x 5.0Ah Li-ion  
**DPB182Z** Body only

STANDARD EQUIPMENT: Fast charger, battery cartridges, Saw blade, wheel cover, hex wrench.

## 18V LXT Portable Band Saw

DPB180

Capacity: Round pipe	Ø120mm
Capacity: Square pipe	120 x 120mm
Blade width	13mm
Blade speed	1.4m/s to 2.7m/s
Net weight	6.8-7.1kg



Body only machines do not come with a carry case.



**DPB180RTE** 2 x 5.0Ah Li-ion  
**DPB180Z** Body only

STANDARD EQUIPMENT: Fast charger, battery cartridges, 4mm hex wrench, blade (18tpi), carry case.

## 18V LXT Brushless Portable Band Saw

DPB184Z

Blade Length	730mm
Blade Width	13mm
Blade Thickness	0.5mm
Blade Speed	0-3.2 m/s
Capacity: Round Pipe	Ø51mm
Capacity: Square Pipe	51 x 51mm
Net Weight	3.3-3.6kg



Body only machines do not come with a carry case.



**DPB184Z** Body only

STANDARD EQUIPMENT: Saw blade, Hex wrench, Hook.

## 18V LXT Brushless Portable Band Saw

DPB183Z

Blade Length	835mm
Blade Width	13mm
Blade Thickness	0.5mm
Blade Speed	0-3.2 m/s
Capacity: Round Pipe	Ø66mm
Capacity: Square Pipe	66 x 66mm
Net Weight	3.6-3.9kg



Body only machines do not come with a carry case.



**DPB183Z** Body only

STANDARD EQUIPMENT: Saw blade, Hex wrench, Hook.

## 18V LXT Brushless Drywall Sander

DSL801ZU

No Load Speed	1,000 - 1,800rpm
Abrasive Disc Diameter	225mm
Pad Fastening	Hook & Loop
Pad Diameter	210mm
Net Weight	4.6 - 5.8kg

AWS: Auto-start Wireless System connects to compatible dust extractor with Bluetooth



Body only machines do not come with a carry case.



**DSL801ZU** Body only

STANDARD EQUIPMENT: Abrasive disc, hex wrench, tool bag, wireless unit



## 18V LXT BL Drywall Cutter

DCO181Z

Collet Capacity	1/8" or 1/4"
Stroke Length	9.2 - 31mm
No Load Speed	32,000rpm
Max Output	600W
Net Weight	1.4-1.7kg



**DCO181Z** Body only

STANDARD EQUIPMENT: Collet cone, drywall guide tip bit, wrench.

## 18V LXT Drywall Cutter

DCO180Z

Collet capacity	1/8" or 1/4"
Stroke length	11.5 - 31.0mm
No load speed	30,000rpm
Max output	590W
Net weight	1.5-1.8kg



**OVERLOAD PROTECTION ANTI RESTART**

Body only machines do not come with a carry case.



**DCO180Z** Body only

STANDARD EQUIPMENT: Collet cone (1/8"), drywall guide tip bit x2

## 18V LXT Drywall Cutter

DSD180Z

Strokes per minute	0 - 6,000 spm
Length of stroke	6mm
Capacity in Drywall	30mm
Capacity in Wood	15mm
Blade for Drywall	55 x 18 x 0.55 mm
Blade for Wood	53 x 18 x 0.55 mm
Weight	1.7-2.0kg

**SUITABLE FOR OVER-HEAD OPERATIONS**

Body only machines do not come with a carry case.



**DSD180Z** Body only

STANDARD EQUIPMENT: Blade, blade cover, base cover, hex wrench.



## 18V LXT Jigsaw

DJV180

Max. cut in wood	135mm
Max. cut in steel	10mm
Length of stroke	26mm
Shank type	Universal
Strokes per minute	0-2,600spm
Net weight	2.7-3.0kg



### TOOL-LESS BLADE CHANGE

Body only machines do not come with a carry case.



DJV180RTJ 2 x 5.0Ah L-ion  
DJV180Z Body only

STANDARD EQUIPMENT: Fast charger, battery cartridges, hex wrench, anti splintering device, cover plate, dust nozzle, carry case.

## 18V LXT Brushless Jigsaw

DJV182

Capacity in wood	135mm
Capacity in steel	10mm
Capacity in aluminium	20mm
Length of stroke	26mm
Shank type	Universal
Max output	390W
Strokes per minute	800 - 3,500spm
Net weight	2.4-2.7kg

Body only machines do not come with a carry case.



DJV182RTJ 2 x 5.0Ah Li-ion  
DJV182Z Body only

STANDARD EQUIPMENT: Fast charger, battery cartridges, hex wrench, anti splintering device, cover plate, dust nozzle, carry case.

## 18V LXT Brushless Jigsaw

DJV181

Capacity in wood	135mm
Capacity in steel	10mm
Capacity in aluminium	20mm
Length of stroke	26mm
Shank type	Universal
Max output	390W
Strokes per minute	800 - 3,500spm
Net weight	2.3-2.6kg

Body only machines do not come with a carry case.



DJV181RTJ 2 x 5.0Ah Li-ion  
DJV181Z Body only

STANDARD EQUIPMENT: Fast charger, battery cartridges, hex wrench, anti splintering device, cover plate, dust nozzle, carry case.

## 18V LXT Brushless Jigsaw

DJV184

Capacity in wood	135 mm
Capacity in Steel	10 mm
Capacity in Aluminium	20 mm
Strokes per minute	0 - 3,000 spm
Length of stroke	23 mm
Shank Type	Universal
Net Weight	2.1 - 2.4 Kg



### ANTI-RESTART

Body only machines do not come with a carry case.



DJV184RTJ 2 x 5.0Ah L-ion  
DJV184Z Body only

STANDARD EQUIPMENT: Fast charger, battery cartridges, accessory set, hex wrench, cover plate, carry case

## 18V LXT Brushless Finishing Sander

DBO381

Orbit diameter	ø2.0mm
Orbits per minute	4,000/ 8,000/ 12,000opm
Sanding strokes per min	8,000/ 16,000/ 24,000spm
Paper Fastening system	Clamp / Hook & loop
Pad size	93 x 185mm
Abrasive Paper size	93 x 228mm
Net Weight	1.9 - 2.2kg

Body only machines do not come with a carry case.



DBO381ZU Body only

STANDARD EQUIPMENT: Punch plate, dust bag, abrasive paper.



## 18V LXT Brushless Finishing Sander

DBO380

Orbit diameter	ø2.0mm
Orbits per minute	4,000/ 8,000/ 12,000opm
Sanding strokes per min	8,000/ 16,000/ 24,000spm
Paper Fastening system	Clamp / Hook & loop
Pad size	93 x 185mm
Abrasive Paper size	93 x 228mm
Net Weight	1.9 - 2.2kg

Body only machines do not come with a carry case.



DBO380RTJ 2 x 5.0Ah Li-ion  
DBO380Z Body only

STANDARD EQUIPMENT: Fast charger, battery cartridges, punch plate, dust bag, abrasive paper, carry case.



## 18V LXT Finishing Sander

DBO480  
DBO481

Orbit diameter	ø1.5 mm	Abrasive Paper size	
Orbits per minute	14,000/11,000 opm	DBO480 Hook & Loop	114 x 102 mm
Sanding Strokes per min	28,000/22,000 spm	DBO481 Clamp	140 x 114 mm
Paper Fastening system:		Net Weight	1.4 - 1.7 kg
DBO480	Hook & Loop or Clamp		
DBO481	Clamp		
Pad size	112 x 102 mm		

Body only machines do not come with a carry case.



DBO480RTJ 2 x 5.0Ah Li-ion  
DBO480Z Body only  
DBO481RTJ 2 x 5.0Ah Li-ion  
DBO481Z Body only

STANDARD EQUIPMENT: Triangle plate, dust bag, abrasive paper set, ring 25, dust bag nozzle, dust nozzle, punch plate, band, carry case, fast charger, battery cartridges.



## 18V LXT Sander

DBO180

Maximum output	190W	Speed control	3 stage push button
Orbits per minute	7,000/9,500/11,000 opm	Pad brake	Yes
Orbit diameter	2.8mm	Net weight	1.4-1.7kg
Sanding stroke per min	14,000/19,000/22,000 spm	<b>ELECTRONIC 3-STAGE SPEED SETTINGS</b>	
Paper fastening	Hook & Loop		
Pad size	123mm		
Paper size	125mm		

Body only machines do not come with a carry case.



**DBO180RTJ** 2 x 5.0Ah Li-ion  
**DBO180Z** Body only

STANDARD EQUIPMENT: Fast charger, battery cartridges, dust bag, carry case.



## 18V LXT Brushless Belt Sander

DBS180

Belt Speed	600 – 1,700m/min	<b>MULTI-POSITION ARM</b>
Belt Size	9 x 533mm	
Net Weight	1.8 – 2.1kg	



Body only machines do not come with a carry case.



**DBS180RTJ** 2 x 5.0Ah Li-ion  
**DBS180Z** Body only

STANDARD EQUIPMENT: Fast charger, battery cartridges, sanding belt, grip assembly, carry case



## 18V LXT Brushless Sander/Polisher

DPV300

Pad/Disc Diameter	50mm (Twist-on/off type) 80mm (Hook & Loop)	<b>ANTI-RESTART FUNCTION</b>
Backing Pad Diameter	46mm (Twist-on/off type) 75mm (Hook & Loop)	
No Load Speed (Polishing)	0 – 2,800 rpm	Body only machines do not come with a carry case.
No Load Speed (Sanding)	0 – 9,500 rpm	
Net Weight	1.3 – 1.6kg	



**DPV300RTJ** 2 x 5.0Ah Li-ion  
**DPV300Z** Body only

STANDARD EQUIPMENT: Fast charger, battery cartridges, side grip, pad, adapter, wool pad, sponge pad, carry case.



## 18V LXT Multi-Tool Kit

DTM51ZJX7

Max output	390W	<b>DTM51ZJX7</b>	
Oscillation angle	3.2°	Sanding Pad	B-65115
Oscillations per minute	6,000-20,000	60 grit wood x5	B-21624
Net weight	2.0-2.4kg	80 grit wood x5	B-21630
		120 grit wood x5	B-21646
		180 grit wood x5	B-21652
		85mm segment saw x1	B-64799

**KEY-LESS BLADE CHANGE TARLOCK**



**DTM51ZJX7** Body only + Accessories  
**DTM51Z** Body only

STANDARD EQUIPMENT: MAKPAC carry case, dust extraction attachment, accessories, tool box.



## 18V LXT Multi-Tool Kit

DTM50

Oscillations per min	6,000-20,000	<b>DTM50RTJ1</b>	
Oscillation angle	3.2°	Sanding Pad	B-65115
Net weight	1.8-2.2kg	60 grit wood x5	B-21624
		80 grit wood x5	B-21630
		120 grit wood x5	B-21646
		180 grit wood x5	B-21652
		85mm segment saw x1	B-64799

**STARLOCK**



**DTM50RTJ1J1** 1 x 5.0Ah Li-ion  
+ Accessories

**DTM50Z** Body only

STANDARD EQUIPMENT: Fast charger, battery cartridge, carry case, hex wrench, dust extraction attachment, accessories.



## 18V LXT Multi-Tool Kit

DTM50RT1J3

Oscillations per min	6,000-20,000	<b>DTM50RT1J3</b>	
Total oscillation angle	3.2°	80 grit wood x5	B-21630
Net weight	1.8-2.2kg	120 grit wood x5	B-21646
		180 grit wood x5	B-21652
		85mm segment saw x1	B-21294
		85mm segment saw x1	B-64799
		32mm PI C blade x1	B-21369
		32mm PI C blade x1	B-21412
		52mm scraper x1	B-21456
		52mm scraper x1	B-21440
		65mm RIFF blade x1	B-21509
		78mm RIFF blade x1	B-21515
		Sanding Pad	B-65115
		60 grit wood x5	B-21624

**STARLOCK**



**DTM50RT1J3** 1 x 5.0Ah Li-ion

STANDARD EQUIPMENT: Fast charger, battery cartridge, carry case, hex wrench, dust extraction attachment, accessories.



Body only machines and products do not come with batteries or chargers.



18V LXT Brushless Multi-Tool

DTM52

Oscillation angle	3.6°	HM segsaw blade x1	B-65028
Oscillations per min	10,000-20,000	HM segsaw blade x1	B-65040
Max Output	370W	Plunge cut saw blade x1	B-66400
Net Weight	1.7-2.0kg	Plunge cut saw blade x1	B-66416
<b>DTM52ZX2</b>		Scraper x1	B-66472
Plunge cut saw blade x1	B-64814	60 grit wood x10	B-21624
Segment saw blade x1	B-64799	100 grit wood x10	B-22947
Segment saw blade x1	B-64836	150 grit wood x10	B-22953
Plunge cut saw blade x1	B-64917	Sanding pad x1	B-65115
Plunge cut saw blade x1	B-64923	Poly bag x2	150x170
Plunge cut saw blade x1	B-64939	Poly bag x3	80x210
Scraper flexible x1	B-64995	Rubber band x1	
		Dust attachment x1	
		Tool box x1	



**ULTRA-LOW VIBRATION**  
Sanding 2.5 m/sec<sup>2</sup>  
Scraping 2.5 m/sec<sup>2</sup>  
Sawing 2.5 m/sec<sup>2</sup>  
EN60745

**KEY-LESS BLADE CHANGE:**  
OIS - NO  
STARLOCK - YES  
STARLOCK PLUS - YES  
STARLOCK MAX - YES



**DTM52ZX2** Body only + Accessories  
**DTM52Z** Body only  
STANDARD EQUIPMENT: Anti-rust oil.

18V x2 (36V) Brushless Reciprocating Saw

DJR360ZK

Strokes per minute	0-2,300 spm (Low) 0-3,000 spm (High)	<b>TOOL-LESS BLADE CHANGE</b>
Length of stroke	32mm	
Capacity in wood	255mm	
Capacity in pipe	Ø130mm	
Net Weight	4.0-4.7kg	



**DJR360ZK** Body only  
STANDARD EQUIPMENT: Carry case.

18V LXT BL Reciprocating Saw

DJR187

Strokes per minute	0-2,300 spm (Low) 0-3,000 spm (High)	<b>TOOL-LESS BLADE CHANGE</b>
Length of stroke	32mm	
Capacity in wood	255mm	
Capacity in pipe	Ø130mm	
Net Weight	3.4-3.8kg	



Body only machines do not come with a carry case.



**DJR187RTE** 2 x 5.0Ah Li-ion  
**DJR187Z** Body only  
STANDARD EQUIPMENT: Fast charger, battery cartridges, carry case.

18V LXT Brushless Reciprocating Saw

DJR188Z

Strokes per Minute	0 - 3,000spm	<b>TOOL-LESS BLADE CHANGE</b>
Length of stroke	20mm	
Capacity in Wood	255mm	
Capacity in Pipe	130mm	
Net Weight	2.6-2.9kg	



Body only machines do not come with a carry case.



**DJR188Z** Body only  
STANDARD EQUIPMENT: Saw blade.



18V Brushless Reciprocating Saw

DJR189Z

Strokes per minute	0 - 3,100 spm
Stroke length	22 mm
Capacity Wood	255 mm
when 300mm blade is used	
Capacity MS pipe	130 mm
Variable speed control	Trigger
Blade clamp	Tool-less
Net Weight	2.2 - 2.5kg



**DJR189Z** Body only  
STANDARD EQUIPMENT: Saw blade



18V LXT Reciprocating Saw

DJR186

Strokes per minute	0 - 2,800 spm	<b>TOOL-LESS BLADE CHANGE</b>
Length of stroke	32mm	
Capacity in wood	255mm	
Capacity in pipe	Ø130mm	
Net weight	3.5-3.8kg	



Body only machines do not come with a carry case.



**DJR186RTE** 2 x 5.0Ah Li-ion  
**DJR186Z** Body only  
STANDARD EQUIPMENT: Fast charger, battery cartridges, carry case.



18V LXT Mini Reciprocating Saw

DJR183  
DJR185

Strokes per minute	0-3,000spm	Body only machines do not come with a carry case.
Stroke length	13mm	
Capacity wood	50mm	
Capacity MS pipe	50mm	
Variable speed control	Trigger	
Blade clamp	DJR185: Hex wrench DJR183: Tool-less	
Trigger	Lock off	
Net weight	DJR183: 1.5-1.7kg DJR185: 1.5-1.8kg	



**DJR183Z** Body only (Tool-less)  
**DJR185Z** Body only  
STANDARD EQUIPMENT: Hex wrench.





18V x2 (36V) Brushless 230mm Angle Grinder

DGA901ZUX2

Wheel Diameter	230mm
Bore Diameter	22.23mm
Max Wheel Thickness	6.5mm
Switch Type	Trigger Switch
No Load Speed	6,000rpm
Net Weight	5.2-8.0kg

**ANTI RESTART  
CURRENT LIMITER**

AWS: Auto-start Wireless System connects to compatible dust extractor with Bluetooth



Body only machines do not come with a carry case.



DGA901ZUX2 Body Only

STANDARD EQUIPMENT: Side handle, lock nut wrench, wireless unit.



18V x2 (36V) Brushless 230mm Angle Grinder

DGA900

Wheel Diameter	230mm
Bore Diameter	22.23mm
Max Wheel Thickness	6.5mm
No Load Speed	6,000rpm
Switch Type	Trigger switch
Net Weight	5.2-8.0kg

**ANTI RESTART  
CURRENT LIMITER**



DGA900PT2 2 x 5.0Ah Li-ion

DGA900Z Body Only

STANDARD EQUIPMENT: Fast charger, battery cartridges, side handle, lock nut wrench, carry case.



18V x2 (36V) Brushless 180mm Angle Grinder

DGA700Z

Wheel Diameter	180mm
Bore Diameter	22.23mm
Max Wheel Thickness	7.2mm
No Load Speed	7,800rpm
Switch Type	Trigger switch
Net Weight	5.0-6.0kg

**ANTI RESTART  
CURRENT LIMITER**



DGA700Z Body Only

STANDARD EQUIPMENT: Side handle, lock nut wrench.



18V LXT Brushless 125mm Angle Grinder

DGA519Z

Wheel Diameter	125mm
Bore Diameter	22.23mm
Max Wheel Thickness	6mm
No Load Speed	3,000 - 8,500 rpm
Switch Type	Paddle switch
Net Weight	2.5 - 3.1 kg

**ANTI-RESTART  
CURRENT LIMITER**

Body only machines do not come with a carry case.



DGA519Z Body only

STANDARD EQUIPMENT: Side handle, grinding wheel.



18V LXT Brushless 125mm Angle Grinder

DGA517

Wheel Diameter	125mm
Bore Diameter	22.23mm
Max Wheel Thickness	7.2mm
No Load Speed	3,000 - 8,500rpm
Switch Type	Paddle Switch
Net Weight	2.4-3.1 kg

**ANTI-RESTART  
CURRENT LIMITER**

Body only machines do not come with a carry case.



DGA517RTJ 2 x 5.0Ah Li-ion

DGA517Z Body only

STANDARD EQUIPMENT: Lock nut wrench, side handle, grinding wheel, cutting wheel cover set, RTJ only: Fast charger, battery cartridges, carry case.



18V LXT Brushless 125mm Angle Grinder

DGA513

Wheel Diameter	125mm
Bore Diameter	22.23mm
Max Wheel Thickness	7.2mm
No Load Speed	3,000 - 8,500rpm
Switch Type	Slide Switch
Net Weight	2.4-3.0 kg

**ANTI-RESTART  
CURRENT LIMITER**

Body only machines do not come with a carry case.



DGA513RTJ 2 x 5.0Ah Li-ion

DGA513Z Body only

STANDARD EQUIPMENT: Lock nut wrench, side handle, grinding wheel, cutting wheel cover set, RTJ only: Fast charger, battery cartridges, carry case.





18V LXT Brushless 125mm Angle Grinder DGA504Z

Wheel Diameter	125 mm	<b>ANTI-RESTART</b>
Bore Diameter	22.23 mm	
Max Wheel Thickness	6 mm	
Switch Type	Slide switch	
No Load Speed	8,500 rpm	
Net Weight	2.5 kg	



Body only machines do not come with a carry case.



**DGA504Z** Body only

STANDARD EQUIPMENT: Grinding wheel, Tool-less wheel cover, wheel cover, Side handle, lock nut wrench



18V LXT Brushless 115mm Angle Grinder DGA469Z

Wheel Diameter	115mm	<b>ANTI-RESTART</b> <b>CURRENT LIMITER</b>
Bore Diameter	22.23mm	
Max Wheel Thickness	6mm	
No Load Speed	3,000 - 8,500 rpm	
Switch Type	Paddle switch	
Net Weight	2.5 - 3.1 kg	



Body only machines do not come with a carry case.



**DGA469Z** Body only

STANDARD EQUIPMENT: Side handle, grinding wheel.



18V Brushless 115mm Angle Grinder DGA467

Wheel Diameter	115mm	<b>ANTI-RESTART</b> <b>CURRENT LIMITER</b>
Bore Diameter	22.23mm	
Max Wheel Thickness	7.2mm	
No Load Speed	3,000 - 8,500rpm	
Switch Type	Paddle Switch	
Net Weight	2.4-3.1kg	



Body only machines do not come with a carry case.



**DGA467RTJ** 2 x 5.0Ah Li-ion

**DGA467Z** Body only

STANDARD EQUIPMENT: Lock nut wrench, side handle, grinding wheel, cutting wheel cover set, RTJ only: Fast charger, battery cartridges, carry case.



18V Brushless 115mm Angle Grinder DGA463

Wheel Diameter	115mm	<b>ANTI-RESTART</b> <b>CURRENT LIMITER</b>
Bore Diameter	22.23mm	
Max Wheel Thickness	7.2mm	
No Load Speed	3,000 - 8,500rpm	
Switch Type	Slide Switch	
Net Weight	2.3-3.0 kg	



Body only machines do not come with a carry case.



**DGA463RTJ** 2 x 5.0Ah Li-ion

**DGA463Z** Body only

STANDARD EQUIPMENT: Lock nut wrench, side handle, grinding wheel, cutting wheel cover set, RTJ only: Fast charger, battery cartridges, carry case.



18V LXT 115mm Angle Grinder DGA452

Wheel diameter	115mm
No load speed	10,000rpm
Net weight	2.06-2.71kg

**ANTI RESTART**

Body only machines do not come with a carry case.



**DGA452RTJ** 2 x 5.0Ah Li-ion

**DGA452Z** Body only

STANDARD EQUIPMENT: Fast charger, battery cartridges, lock nut wrench, side handle, abrasive wheel, carry case.

18V LXT Die Grinder DGD800

Collet capacity	6mm
No load speed	26,000rpm
Max wheel point diameter	36mm
Net weight	1.7-2.2kg

Body only machines do not come with a carry case.



**DGD800RTJ** 2 x 5.0Ah Li-ion

**DGD800Z** Body only

STANDARD EQUIPMENT: Fast charger, battery cartridges, collet cone, wrench x2, carry case.

18V LXT Brushless Random Orbit Polisher

DPO600

Pad Diameter	150mm
Orbits per Minute	Normal 0-6,800opm Finish 0-5,200opm
Strokes per Min	Normal 0-13,600spm Finish 0-10,400spm
No Load Speed	Normal 0-780rpm Finish 0-600rpm
Orbit Diameter	5.5mm
Net Weight	3.1-3.6kg

**RANDOM ORBIT WITH FORCED ROTATION AND RANDOM ORBIT MODE**

Body only machines do not come with a carry case.



DPO600RTE 2 x 5.0Ah Li-ion

DPO600Z Body only

STANDARD EQUIPMENT: Fast charger, battery cartridges, tool bag, side grip, pad, hex wrench.

18V x2 (36V) Brushless 355mm Cut-Off Saw

DLW140Z

Max Output	1,300W
Wheel Diameter	355mm
Bore Diameter	25.4mm
Max Wheel Thickness	3.0mm
No Load Speed	3,800rpm
Net Weight	17.2-17.8kg

	90°	45°
	127mm	127mm
	115x130mm 102x194mm 70x233mm	115x103mm
	119x119mm	106x106mm
	137x137mm	100x100mm



**TOOL-LESS BLADE CHANGE GUIDE ADJUSTMENT**



DLW140Z Body only

STANDARD EQUIPMENT: Abrasive wheel.

18V LXT Brushless Threaded Rod Cutter

DSC121ZKX1

Capacity: Steel diameter	8-12mm
Cutting Speed	3.0 seconds
Net Weight	6.0kg

**MILD AND STAINLESS STEEL**



DSC121ZKX1 Body only

STANDARD EQUIPMENT: Cutter blade, stand, oil, hex wrench.

18V/14.4v LXT Brushless Threaded Rod Cutter

DSC102ZJ

Capacity in	
Mild steel	W3/8, M10, M8, M6
Stainless steel	W3/8, M8, M6
Min. cutting length	20mm
Work amount with BL1860B	
W3/8 (Mild Steel)	1,600 pcs
W3/8 (Stainless)	1,500 pcs
M10 (Mild Steel)	1,600 pcs
M8 (Mild Steel)	2,300 pcs
M8 (Stainless)	1,900 pcs
M6 (Mild Steel)	2,700 pcs
M6 (Stainless)	2,200 pcs
Net weight	2.8-3.2kg



DSC102ZJ Body only

STANDARD EQUIPMENT: Cutter blade, hex socket head bolt, blade cover, depth gauge, thumb screw, hex wrench, carry case.

18V LXT Steel Hole Punch

DPP200ZK

Capacity in Steel	Ø20mm
Capacity in Stainless Steel	Ø20mm
Max Throat Depth	40mm
Type of hole	Round / Oblong
Net Weight	10.7 - 10.8kg



DPP200ZK Body only

STANDARD EQUIPMENT: 12mm round punch and die, hex wrench, spanner, grip, oil, carry case.

18V LXT Brushless Steel Rod Cutter

DSC251ZK

No Load Speed	2,200 rpm
Blade Diameter	110mm
Cutting Capacity (Rebar)	10 -25mm
Net Weight	3.9 -4.0kg



DSC251ZK Body only

STANDARD EQUIPMENT: TCT saw blade, dust bag, side grip, hex wrench, carry case.

18V LXT Steel Rebar Cutter

DSC191Z

Max. Cutting Capacity	20mm
Cutting Speed	6.5 secs
Overall Length	412mm
Net Weight	11.1-11.2kg



DSC191Z Body only

STANDARD EQUIPMENT: Carry case.

18V LXT Brushless Steel Rebar Cutter

DSC163ZK

Max. cutting capacity	3-16mm
Cutting Speed	2.8 seconds
Net Weight	6.9kg



DSC163ZK Body only

STANDARD EQUIPMENT: Wrench, hex wrench, oil, carry case.



18V/14.4V LXT Brushless Rebar Tying Tool

DTR180ZK

Max Power Output	340W
Tie Wire	Ø 0.8mm Annealed wire
Applicable Rebars	D10 x D10 - (D13 x2) x (D13 x2)
Approx. ties per reel	120 (5.0ah battery)
Net Weight	2.3-2.6kg



DTR180ZK Body only

STANDARD EQUIPMENT: Hex wrench, belt clip, carry case.

18V LXT Brushless Rebar Tying Tool

DTR181ZJ

Max Power Output	340W
Applicable Rebars	D16 x D16 - (D13 x 2) x (D16 x 2)
Annealed wire	Ø0.8 mm
Galvanised wire	Ø0.8 mm
Poly coated wire	Ø0.9 mm
Net Weight	2.4 - 2.7kg



DTR181ZJ Body only

STANDARD EQUIPMENT: Nylon brush, Hex wrench, belt clip, carry case.

18V LXT Vacuum Pump

DVP180Z

Compression Type	Oil rotary type, Single stage
Flow Rate	50 L/min
Ultimate Vacuum	20 Pascals
Motor Speed	3,840 rpm
Oil Capacity	115 ml
Inlet Port	5/16"
Net Weight	3.5kg



Body only machines do not come with a carry case.

DVP180Z Body only

STANDARD EQUIPMENT: Vacuum pump oil, adaptor.

18V LXT Vacuum Pump

DVP181ZK

Pump Type	Oil-sealed rotary vane vacuum pump
Compression method	Dual-stage
Flow rate	113 L/min
Ultimate Vacuum	3 Pascals
Oil Capacity	300 ml
Net Weight	8.1 - 8.2Kg



DVP181ZK Body only

STANDARD EQUIPMENT: Vacuum pump oil, adaptors (5/16" female x 1/4" male), carry case



# THIRD GENERATION BELTS POUCHES, BAGS & HOLDERS

Makita are delighted to have launched a new and improved collection of belts and pouches to our extensive and popular range of accessories. The newly designed range makes it even easier for tradespeople to safely and easily store and transport their tools and accessories. The collection includes belts, braces, pouches, holders, bags, cases, gear and equipment, and offers users the durability and reliability needed for everyday use.

With over 40 products in the range, Makita has a solution to suit every task; the pouches and holsters are available in a range of designs, suitable for a wide range of trades and uses

[www.makita.com/pouches](http://www.makita.com/pouches)



- STRAP/BELT SYSTEM**  REAL LEATHER
- HEAVY-LOAD SUPPORT SYSTEM**  DURABLE RIVETING
- TOOL LOOPS SYSTEM**  LOOP-CLIP SOLUTION
- CS BACKPACK CARRYING SYSTEM**  BELT LOOP HOLDER
- WATERPROOF BOTTOM**  RAIL GUIDE SYSTEM
- ANTI SLIP**  ELASTIC LOOPS
- 3 LAYERS**  SIDE-GATE SOLUTION

## LXT CORDLESS

### 18V LXT Heat Gun DHG181ZJ

Nozzle joint portion	34.5 mm
Max Output	10 W
Air temperature	150 – 550 °C
Air volume (Mode 1 / 2)	120 / 200 L/min
Net Weight	1.0 – 1.4 Kg

**ANTI-RESTART**



**LXT**

#### DHG181ZJ Body Only

STANDARD EQUIPMENT: Glass protection nozzle, wide slot nozzle, reflector nozzle, reduction nozzle, carry case.

### DHG181 FEATURES

Air temperature adjustment dial



Air volume setting 2 stage:  
Position 1 for 120L/min,  
Position 2 for 200L/min



LED job light with afterglow



18V LXT Grease Gun

DGP180

Grease Capacity (Barrel A)	Cartridge = 410g
	Bulk = 455g
Flexible Hose Length	1,200mm
Max Operating Pressure	69MPa (10,000 psi)
Flow rate (slow speed)	145 ml/min
Flow rate (Auto speed change)	290 ml/min
Net Weight	4.8 – 6.1kg

Body only machines do not come with a carry case.



DGP180RT 1x 5.0Ah Li-ion  
DGP180Z Body only

STANDARD EQUIPMENT: Fast charger, battery cartridges, shoulder strap.

18V LXT Caulking Gun

DCG180

Max. push force	5,000N
No load speed	28mm/sec
Weight	2.6-3.0kg

COMPATIBLE WITH:

300ml Cartridge  
(215mm x 51mm)



Sausage Pack  
(355mm x 51mm)



Bulk Sealant



ANTI DRIP FUNCTION  
SUPPLIED WITH 600ml HOLDER



DCG180RTB 1 x 5.0Ah Li-ion  
DCG180ZBK Body only + case

STANDARD EQUIPMENT: Fast charger, battery cartridges, 600ml holder, carry case.

18V LXT Brushless Mixer

DUT130Z

No Load Speed	Hi 0-1,300rpm Low 0 – 350rpm
Tool Holder Shank	M14
Max Paddle Diameter	165mm
Net Weight	2.5-2.8kg

NOT SUITABLE FOR  
MIXING PLASTER

Body only machines do not come with a carry case.



DUT130Z Body only

STANDARD EQUIPMENT: Shaft holder, side handle, front cover, wrenches, tool bag.

18V LXT Vibrating Poker

DVR350

Shaft length	800mm
Shaft diameter	25mm
Vibration	13,000vpm
Amplitude	1.1mm
Net weight	2.9-3.3kg

Body only machines do not come with a carry case.



DVR350RTE 2 x 5.0Ah Li-ion  
DVR350Z Body only

STANDARD EQUIPMENT: Fast charger, battery cartridges.

18V LXT Inflator

DMP180Z

Max Air Pressure	830 kPa (121 PSI)
Air Discharge Amount	12 litres/min (at 200 kPa)
Net Weight	1.4 – 1.7kg

Body only machines do not come with a carry case.



DMP180RT1J 1x 5.0Ah Li-ion  
DMP180Z Body only

STANDARD EQUIPMENT: French adaptor, sport ball needle adaptor, tapered adaptor, American and British adaptor, fast charger, battery cartridge, carry case.

18V LXT Inflator

DMP181Z

Max Air Pressure	1,110 kPa (161 PSI)
Air Discharge Amount	22 litres/min (at 200 kPa) 11 litres/min (at 700 kPa) 7 litres/min (at 1,100 kPa)
Hose length	65cm
Net Weight	2.1 – 2.8kg

Body only machines do not come with a carry case.



DMP181Z Body only

STANDARD EQUIPMENT: British adaptor, French adaptor, swim ring adaptor, Sport ball needle adaptor.



18V LXT Brushless Wheelbarrow

DCU180Z

Max Loading Capacity	130 kg
Max Climbing Angle	12°
Forward Speed (Hi)	3.5km/h
Forward Speed (Lo)	1.5km/h
Reverse Speed	1.0km/h
Net weight (Machine only)	32.5kg
Net weight (Pipe frame)	44.5-44.8kg
Net weight (Bucket frame)	39.3-39.6kg



Optional Accessories:

Pipe Frame



Bucket Frame



- DCU180PTX3 2 x 5.0Ah Li-ion + 199009-8 Pipe Frame
- DCU180PTX4 2 x 5.0Ah Li-ion + 199008-0 Bucket Frame
- DCU180PT2 2 x 5.0Ah Li-ion
- DCU180Z Body only

STANDARD EQUIPMENT: Wrench x2, support legs, lock key, fast charger, battery cartridges.

Pipe Frame Set

199009-8



199009-8

Bucket Frame Set

199008-0



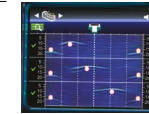
199008-0

18V/14.4V LXT Wall Scanner

DWD181ZJ

Max detection depth:		Detection accuracy of object depth	±5 mm
Metal in concrete	180mm	Detectable minimum distance between two adjacent objects	40mm
Plastic pipe in concrete (water filled/empty)	120mm	Run Time 18V 6.0Ah battery	28hrs
Live Cables	120mm	Net Weight	1.0-1.7kg
Wood stud behind drywall	25mm		
Detection accuracy of object centre position	±5 mm		

FULL COLOUR DISPLAY



DWD181ZJ Body only

STANDARD EQUIPMENT: Carry case.

18V x2 (36V) LXT Brushless Power Washer

DHW080ZK

Pump Speed	Hi: 3,450rpm Low: 2,390rpm	<b>MAX PERMISSIBLE FLOW/ PRESSURE: MAINS SUPPLY FROM TAP</b>
Regular Pressure	Hi: 55 bar Low: 30 bar	<b>REGULAR FLOW / PRESSURE: SELF-PRIMING</b>
Max Permissible Pressure	80 bar	
Regular Flow Pressure	Hi: 330 l/hour Low: 240 l/hour	
Max Water Flow	380 l/hour	
Max Water Feed Temperature	40°C	
Tank Capacity	50L	
Net Weight	6.4-7.7kg	
Run time 2x 6.0Ah batteries	34 mins	



DHW080ZK Body only

STANDARD EQUIPMENT: Trigger gun, variable spray lance, cyclone jet nozzle, self-suction hose set, high pressure hose 5m, storage box, connector set

DHW080 FEATURES



**Water Supply**  
The DHW080 can be ran from a mains water supply or from a water tank (50L Tank supplied).



**Makpac**

The 50L tank is part of the Makpac system allowing cases to fit on top and connecting to the TR00000001 Makpac trolley.



**Storage Options**

The 50L tank can be used as a storage container for the DHW080 and accessories.





18V LXT Cooler & Warmer Box

DCW180Z

Cooling Capacity	-18°C to 10°C
Warming Capacity	55°C / 60°C
Capacity	20L
Run Time 2x 6.0Ah	5 hours (at -18 °C)
	17 hours (at 5 °C)
	4 hours (at 60 °C)
Net Weight	13.0-14.3kg



5X COOLING TEMPERATURE SETTINGS  
2X WARMING TEMPERATURE SETTINGS



DCW180RTE 2 x 5.0Ah Li-ion

DCW180Z Body only

STANDARD EQUIPMENT: Shoulder belt, 12V/24V DC car socket adaptor, fast charger, battery cartridges.

12V CXT / 18V LXT Coffee Maker

DCM501Z

Brew Capacity:	
CXT Battery	260 ml
14.4V Battery (3.0Ah)	260 ml
18V Battery (3.0Ah)	320 ml
18V Battery (6.0Ah)	640 ml
Brew Time:	
1 cup of coffee (160ml) CXT	7 min
1 cup of coffee (160ml) 14.4V	5 min
1 cup of coffee (160ml) 18V	5 min
Coffee pod	60mm
Net weight	1.9 - 2.2 kg



DCM501Z Body only

STANDARD EQUIPMENT: Mug, measuring spoon.

18V x2 (36V) LXT Kettle

DKT360Z

Water tank capacity	0.8L
Dimensions	L233 x W263 x H307mm
Boiling time of 0.8L water	
	8 mins (23°C water)
	9 mins (10°C water)
Amount of 23°C water boiled on 2x fully charged batteries	
	1.4L (with two BL1850B)
	1.7L (with two BL1860B)
Net Weight	2.7 - 3.4kg



DKT360Z Body only

18V / 14.4V LXT Portable Fan

DCF301Z

Fan Diameter	330mm	<b>3-SPEED SETTINGS</b> <b>AUTO OSCILLATION</b>
Max Air Speed (Hi/Med/Low)	240 / 170 / 120 m/min	
Air Flow (Hi/Med/Low)		
	21 / 15 / 10 m <sup>2</sup> /min	
Run time with BL1860B (Hi/Med/Low)		
With Oscillation	210/415/815 mins	
Without Oscillation	215/430/850 mins	
Net Weight	3.8 - 4.5kg	



Body only machines do not come with a carry case.

DCF301Z Body Only

STANDARD EQUIPMENT: AC power adaptor.



18V / 14.4V LXT Portable Fan

DCF300Z

Run time 14.4v	Hi 45 min Mid 90 min Lo 180 min
Run time 18V	Hi 50 min Mid 100 min Lo 200 min
Max. air speed	220m/min
Fan diameter	330mm
Net weight	4.3-4.7kg



DCF300Z Body only

STANDARD EQUIPMENT: AC power adaptor.

18V / 14.4V LXT Portable Fan

DCF203Z

Max Air Speed	Hi 190m/min Med 150m/min Lo 120m/min
Fan Diameter	235mm
Air Flow H/M/L	8.2 / 6.5 / 5.2m <sup>2</sup> /min
Run Time (6.0Ah)	
With Oscillation	(H/M/L) 410/650/1,010mins
Without Oscillation	(H/M/L) 430/700/1,155mins
Net Weight	1.9 - 2.6kg



3-SPEED SETTINGS



DCF203Z Body only

STANDARD EQUIPMENT: AC power adaptor.

18V / 14.4V LXT Portable Fan

DCF201ZW

No load speed	Hi 1,700 rpm Lo 1,200 rpm
Run time 14.4v	Hi 90 / Lo 180 min
Run time 18V	Hi 100 / Lo 200 min
Max air speed	120m/min
Fan diameter	250mm
Net weight	2.5-2.9kg



DCF201ZW Body only

STANDARD EQUIPMENT: AC power adaptor.

18V / 14.4V LXT Portable Fan

DCF102Z

Max Air Speed (Hi)	180m/min
Max Air Speed (Med)	150m/min
Max Air Speed (Lo)	120m/min
Fan Diameter	180mm
Air Flow (Hi/Med/Lo)	4.6/3.8/3.0m <sup>2</sup> /min
Run Time (6.0Ah)	
Without Oscillation	Hi:575, Med:705, Lo:1270mins
With Oscillation	
	Hi:560, Med:685, Lo:1210mins
Net Weight	1.3-2.0kg



3-SPEED SETTINGS  
AUTO OSCILLATION



DCF102Z Body only

## 18V LXT Blower

DUB185

No Load Speed	0 – 18,000 rpm
Max Air Volume	3.2 m³/min
Max Air Velocity	98 m/s
Max Sealed Suction	5.8 kPa
Net Weight	1.6-2.1kg



**DUB185RT** 1 x 5.0Ah Li-ion  
**DUB185Z** Body only

STANDARD EQUIPMENT: Fast Charger, battery cartridge, nozzle.

## 18V LXT Blower

DUB186

Max Air Volume	3.2m³/min
Max Air Velocity	68 m/sec
No Load Speed	0 – 18,000rpm
Net Weight	1.6-2.1kg



**DUB186RT** 1 x 5.0Ah Li-ion  
**DUB186Z** Body only

STANDARD EQUIPMENT: Fast charger, battery cartridge, garden nozzle.

## 18V x2 (36V) Brushless L Class Dust Extractor

DVC155LZX2  
 DVC865LZX3

Machine Type	Wet and Dry	Class L – Removes 99.0% of dust with Limit Value for occupational exposure > 1.0 mg/m³.
Tank Capacity (Dry)	DVC155L: 15L DVC865L: 8L	
Wet Capacity	DVC155L: 12L DVC865L: 6L	Suitable for processes involving mica, china clay, gypsum.
Max Air Flow	2.1 m³/min	
Max Sealed Suction	11kPa	
Suction Power	105W	
Net Weight	DVC155L: 7.2 - 7.9 kg DVC865L: 7.0 - 7.7kg	195432-5: Poly bag 10 pack



**DVC155LZX2** Body only  
**DVC865LZX3** Body only

STANDARD EQUIPMENT: Poly bag set, 1.7m x 32mm hose, aluminium telescopic pipe, bending pipe, F/C switching nozzle, crevice nozzle, Tool box.



## 18V x2 (36V) Brushless L Class Dust Extractor

DVC156LZX1  
 DVC866LZX1

Machine Type	Dry only	Class L – Removes 99.0% of dust with Limit Value for occupational exposure > 1.0 mg/m³.
Tank Capacity (Dry)	DVC156L: 15L DVC866L: 8L	
Max Air Flow	2.1 m³/min	
Max Sealed Suction	11kPa	
Suction Power	105W	
Net Weight	DVC156L: 7.3 - 7.9 kg DVC866L: 7.0 - 7.7 kg	195432-5: Poly bag 10 pack



**DVC156LZX1** Body only  
**DVC866LZX1** Body only

STANDARD EQUIPMENT: Poly bag set, 1.7m x 32mm hose, aluminium telescopic pipe, bending pipe, floor nozzle, crevice nozzle, Tool box.



## 18V x2 (36V) Brushless L Class Dust Extractor

DVC157LZX3  
 DVC867LZX4

Machine Type	Airborne particles	Class L – Removes 99.0% of dust with Limit Value for occupational exposure > 1.0 mg/m³.
Tank Capacity (Dry)	DVC157L: 15L DVC867L: 8L	
Max Air Flow	2.4 m³/min	
Max Sealed Suction	11kPa	
Suction Power	110W	Suitable for processes involving mica, china clay, gypsum.
Net Weight	DVC157L: 8.0 - 8.6 kg DVC867L: 7.7 - 8.4 kg	195432-5: Poly bag 10 pack



AWS: Auto-start Wireless System connects to power tools with Bluetooth



**DVC157LZX3** Body only  
**DVC867LZX4** Body only

STANDARD EQUIPMENT: Powder filter, Damper, Pre-filter, 2.5m x 38mm hose, 3.5m x 28mm hose, straight pipe, bending pipe, stopper, floor nozzle, crevice nozzle, Tool box, Poly bag set, front cuffs 22/24, wireless unit.



## 18V x2 (36V) Cordless or Coded L Class Dust Extractor

DVC151LZ

Input Wattage	1,050W	Class L – Removes 99.0% of dust with Limit Value for occupational exposure > 1.0 mg/m³.
Tank Capacity	15L	
Power Cord	5.0m	
Net Weight	9.6 - 10.3kg	
Suction Power (DC)	70W	Suitable for processes involving mica, china clay, gypsum.
Suction Power (AC)	320W	
Max Sealed Suction (DC)	9 kPa	
Max Sealed Suction (AC)	24 kPa	
Max Air Flow (DC)	2.1 m³/min	195432-5: Poly bag 10 pack
Max Air Flow (AC)	3.6 m³/min	



**DVC151LZ/1** Body only  
**DVC151LZ/2** Body only

STANDARD EQUIPMENT: Floor nozzle, 2.5m x 38mm hose, 3.5m x 28mm hose, dust bag, straight pipe, bent pipe, crevice nozzle, tool box, front cuffs.



## 18V x2 (36V) Cordless or Coded L Class Dust Extractor

DVC861LZ

Power Unit	AC/DC	Max Air Flow (DC)	2.1 m³/min
Battery Voltage	36V (2x18V)	Max Air Flow (AC)	3.6 m³/min
Input Wattage	1,050W		
Tank Capacity	8 litres	Class L – Removes 99.0% of dust with Limit Value for occupational exposure > 1.0 mg/m³.	
Power Cord	5.0m		
Net weight	9.3-9.9kg		
Battery run time	30-65 mins x2 BL1850	Suitable for processes involving mica, china clay, gypsum.	
Suction Power (DC)	70 – 25W		
Suction Power on (AC)	320W		
Max Sealed Suction (DC)	9 kPa		
Max Sealed Suction (AC)	24 kPa	195432-5: Poly bag 10 pack	



**DVC861LZ/1** 110 volt  
**DVC861LZ/2** 240 volt

STANDARD EQUIPMENT: Floor nozzle, 2.5m x 38mm hose, 3.5m x 28mm hose, dust bag, straight pipe, bent pipe, crevice nozzle, tool box, front cuffs.



18V Brushless L Class Dust Extractor

DVC750LZ

Max Air Flow	High 1.6 m³/min Low 1.3 m³/min	Class L – Removes 99.0% of dust with Limit Value for occupational exposure > 1.0 mg/m³.
Max Sealed Suction	High 6.7kPa Low 4.2kPa	
Suction Power (Hi/Lo)	50 / 25W	Suitable for processes involving mica, china clay, gypsum.
Wet capacity	4.5L	
Dry capacity	7.5L	
Run time with BL1850B	High 30 mins Low 60 mins	
Net Weight	4.3 – 4.6kg	



DVC750LZ Body only  
STANDARD EQUIPMENT: Wide nozzle, crevice nozzle, 2m x 28mm hose.

18V LXT Brushless Robotic Vacuum Cleaner

DRC300Z

Max Cleaning Area (6.0Ah x2)	600 m²
Running Speed	0.3 m/s
Settings	Mapping / Free
Dust Box Capacity	3.0 L
Run time (6.0Ah x2)	240 mins
Net Weight	9.6 – 10.6 Kg



DRC300Z Body only  
STANDARD EQUIPMENT: Side brush assembly, RF remote controller.

DRC300 FEATURES

**LIDAR Sensor and Camera**  
The LIDAR sensor maps the two dimensional space of a room and the camera maps the 3D space.



**Mapping and Free Mode**



**Mobile App**  
Cleaning history, percentage complete, room maps and much more.



18V LXT Brushless Robotic Vacuum Cleaner

DRC200Z

Max Cleaning Area (5.0Ah x2)	500m²
Running Speed	max 0.3m/s
Settings	Random/Pattern
Dust Box Capacity	2.5L
Net Weight	7.8kg
Run Time (5.0Ah)	200 mins

**RANDOM AND PATTERN SETTINGS**  
**AREA SETTING FUNCTION**  
**OBSTACLE DETECTION**  
**2X DUST COLLECTION MODES**




DRC200Z Body only  
STANDARD EQUIPMENT: Wireless remote controller, 2 x AAA alkaline batteries, side brush, boundary tape (15m roll)

18V LXT Brushless Vacuum Cleaner

DCL282FZ

Max Air Flow	1.5 m³/min
Max Sealed Suction	8.2 kPa
Suction Power	Max 60W High 45W Low 15W
Capacity (Cloth dust bag)	500ml
Capacity (Paper bag)	330ml
Net Weight	1.3-1.6kg



DCL282FZ Body only  
STANDARD EQUIPMENT: Nozzle, straight pipe, sash nozzle.

18V LXT Brushless Vacuum Cleaner

DCL281FZB

Max Air Flow	1.5 m³/min
Max Sealed Suction	8.2 kPa
Suction Power	Max 60W High 45W Low 15W
Capacity	750ml
Net Weight	1.2-1.6kg



DCL281FZB Body only  
STANDARD EQUIPMENT: Nozzle, straight pipe, sash nozzle.



18V LXT Brushless Vacuum Cleaner

DCL280F

Max Air Flow	1.4 m³/min
Max Sealed Suction	6.4 kPa
Suction Power	45W
Capacity	750ml
Net Weight	1.2-1.6kg



DCL280FZ Body only  
DCL280FZW Body only


STANDARD EQUIPMENT: Nozzle, straight pipe, sash nozzle.



18V LXT Vacuum Cleaner

DCL182Z

Max Air Flow	1.4 m³/min
Max Sealed Suction	4.0kPa
Suction Power (Hi/Lo)	30/11W
Capacity Cloth Dust Bag	500ml
Capacity Paper Dust Bag	330ml
Net Weight	1.3kg



DCL182Z Body only

STANDARD EQUIPMENT: Nozzle, straight pipe, sash nozzle, dust bags x4.

18V LXT Vacuum Cleaner

DCL180

Max air flow	1.3 m³/min
Max sealed suction	3.6 kPa
Capacity	0.65 litre
Net weight	1.2kg



DCL180Z Body only - Blue

DCL180ZW Body only - White

£97.00

£116.40


DCL180ZB Body only - Black/Blue

STANDARD EQUIPMENT: Nozzle, straight pipe, sash nozzle.

18V LXT Vacuum Cleaner

DCL181FZW

Max Air Flow	1.4m³/min
Max Sealed Suction	4.2kPa
Suction Power (Hi/Lo)	30/11W
Capacity	0.65L
Net Weight	1.2-1.4 kg



DCL181FZW Body only

STANDARD EQUIPMENT: Nozzle, straight pipe, sash nozzle.

18V LXT Vacuum Cleaner

DVC350

Air volume setting dial	High and Low
Max air velocity	94 m/sec
Max Sealed Suction	5.5 kPa
Max air volume	3.4 m³/min
Dust Bag Capacity	3 litres
Net weight	2.2-2.4k

BATTERY NOT INCLUDED



DVC350Z Body only

STANDARD EQUIPMENT: Nozzle, hose, dust bag, shoulder strap.



18V LXT Vacuum Cleaner

DCL184Z

Max Air Flow	1.4m³/min
Max Sealed Suction	5.4 kPa
Suction Power:	
Max	38W
High	23W
Normal	5W
Dust Capacity: Cloth bag	550ml
Dust Capacity: Paper bag	330ml
Net Weight	1.8-2.2kg



DCL184Z Body only

STANDARD EQUIPMENT: Seat Nozzle, Mat Nozzle, Rubber Nozzle, Soft Brush, Blower Attachment, Dust Bag, Paper Dust Bag, Shoulder Belt.



18V Brushless Cyclone Vacuum Cleaner

DCL501Z

Max Air Flow	1.3 m³/min
Max Sealed Suction	6.6 kPa
Suction Power (H/L)	75/25 W
Run Time (5.0Ah)	29 mins (High setting)
	64 mins (Low setting)
Dust Capacity	250ml
Net Weight	3.1-3.4kg



DCL501Z Body only

STANDARD EQUIPMENT: Nozzle, hose, cleaning brush, zoom pipe, hose hook, crevice nozzle, shoulder strap.



18V x2 (36V) Brushless Backpack Vacuum Cleaner

DVC665ZU

Max Sealed Suction	11 kPa
Max Air Volume	1.8 m³/min
Suction Power (H/L)	85 / 45W
Paper Dust Bag Capacity	6.0L
Cloth Dust Bag Capacity	5.5L
Net Weight	6.1 - 6.7kg

AWS: Auto-start Wireless System connects to compatible power tool with Bluetooth



191C26-2: Filter bag set



DVC665ZU Body only


STANDARD EQUIPMENT: 28mm x 1.5m hose, hose band, filter bag set, front cuffs 22,24mm, wireless unit.



18V x2 (36V) LXT Brushless Upright Cleaner

DVC560

Max Air Flow	1.9 m³/min
Max Sealed Suction	12 kPa
Suction Power	Max 85W Normal 50W Low 25W
Run Time 2x 6.0Ah (M/N/L)	30 / 60 / 120 mins
Dust Capacity	5L
Net Weight	8.3-9.0kg



**LXT** **LXI 36V** **BL** **MOTOR**

DVC560PT2 2 x 5.0Ah Li-ion  
DVC560Z Body only

STANDARD EQUIPMENT: Long sash nozzle, round brush, filter bag set, filter.



18V x2 (36V) Brushless Backpack Vacuum Cleaner

DVC660Z

Max Sealed Suction	11 kPa
Max Air Volume	2.2 m³/min
Suction Power (Max/H/L)	95 / 50 / 25W
Paper Dust Bag Capacity	6.0L
Cloth Dust Bag Capacity	5.5L
Net Weight	6.1 - 6.7kg

191C26-2: Filter bag set



DVC660Z Body only

STANDARD EQUIPMENT: 32mm x 1m hose, hose band, filter bag set, flexible rubber nozzle, floor nozzle, telescopic pipe, bent pipe

**LXT** **LXI 36V** **BL** **MOTOR**



18V x2 (36V) Brushless Backpack Vacuum Cleaner

DVC265ZXU

Max Sealed Suction	11kPa
Max Air Volume	2.0 m³/min
Suction Power (H/L)	90/45W
Paper Dust Bag Capacity	2.0L
Cloth Dust Bag Capacity	1.5L
Net Weight	3.9-4.5 kg

AWS: Auto-start Wireless System connects to compatible power tool with Bluetooth



197903-8: Reusable dust bag

DVC265ZXU Body only

STANDARD EQUIPMENT: 28mm x 1m Hose, Front cuffs 22, 24, 38mm, dust bag, wireless unit.

**LXT** **LXI 36V** **BL** **MOTOR** **AWS**



18V x2 (36V) Brushless Backpack Vacuum Cleaner

DVC261ZX11

Max Sealed Suction	11 kPa
Max Air Volume	2.3 m³/min
Suction Power (Max/H/L)	105/55/30W
Paper Dust Bag Capacity	2.0L
Cloth Dust Bag Capacity	1.5L
Net Weight	3.8-4.5 kg

197903-8: Reusable dust bag



DVC261ZX11 Body only

STANDARD EQUIPMENT: Floor nozzle, bent pipe, telescopic pipe, 28mmx1m hose, filter bag, hose band, rubber nozzle

**LXT** **LXI 36V** **BL** **MOTOR**






# THE SMART WAY TO STORE TOOLS AND ACCESSORIES

The MakPac connector case system consists of a series of cases varying in height, tool boxes, cool boxes and two transport trolleys. The cases can be stacked on top of each other and locked together with the locking latches. Inlays for your tools and accessories are also available.

The interconnected cases take up less storage space and are easy to transport to and from the work site. See full range at [www.makita.com](http://www.makita.com)

Machines with a 'J' suffix are supplied with a Makpac stacking case. e.g DHP484RTJ.



## LXT CORDLESS

### 18V LXT 6 Piece Kit

DLX6068PT

Combi Drill	DHP453
Impact Driver	DTD152
Rotary Hammer	DHR202
Circular Saw 165mm	DSS611
Jigsaw	DJV180
Torch	DML802
Twin Port Charger	DC18RD



### DLX6068PT 3 x 5.0Ah Li-ion

STANDARD EQUIPMENT: Fast charger, battery cartridges, carry bag.

### 18V LXT 3 Piece Kit

DLX3049PTJ

18V x2 Rotary Hammer	DHR264
18V x2 Circular Saw	DHS710
Impact Driver	DTD152
Twin port charger	DC18RD
Case	2x Makpac Type 4 1x Makpac Type 3



### DLX3049PTJ 4 x 5.0Ah Li-ion

STANDARD EQUIPMENT: Fast charger, battery cartridges, carry case.

### 18V LXT 2 Piece Kit

DLX2140PTJ

18V x2 Circular Saw	DHS710
Combi Drill	DHP482
Twin Port Charger	DC18RD



### DLX2140PTJ 4 x 5.0Ah Li-ion

STANDARD EQUIPMENT: Fast charger, battery cartridges, carry case.



## 18V LXT 2 Piece Kit

DLX2137PTJ

18V x2 Rotary Hammer	DHR263
Combi Drill	DHP482
Twin Port Charger	DC18RD



DLX2137PTJ 4 x 5.0Ah Li-ion

STANDARD EQUIPMENT: Fast charger, battery cartridges, carry case.

## 18V LXT Brushless 2 Piece Kit

DLX2455TJ

Combi Drill	DHP486
Impact Driver	DTD172
Charger	DC18RC



DLX2455TJ 2x 5.0Ah Li-ion

STANDARD EQUIPMENT: Fast charger, battery cartridges, carry case

## 18V LXT Brushless 2 Piece Kit

DLX2372TJ

Rotary Hammer	DHR242
Impact Wrench	DTW300
Charger	DC18RC



DLX2372TJ 2 x 5.0Ah Li-ion

STANDARD EQUIPMENT: Fast charger, battery cartridges, carry case.

## 18V LXT 2 Piece Kit

DLX2145TJ

Combi drill	DHP458
Impact driver	DTD152
Charger	DC18RC



DLX2145TJ 2 x 5.0Ah Li-ion

STANDARD EQUIPMENT: Fast charger, battery cartridges, carry case.

## 18V LXT Brushless 2 Piece Kit

DLX2412TJ

Combi Drill	DHP486
Impact Driver	DTD154
Charger	DC18RC



DLX2412TJ 2x 5.0Ah Li-ion

STANDARD EQUIPMENT: Fast charger, battery cartridges, carry case

## 18V LXT Brushless 2 Piece Kit

DLX2460TJ

Combi drill	DHP487
Impact driver	DTD153
Charger	DC18RC



DLX2460TJ 2 x 5.0Ah Li-ion

STANDARD EQUIPMENT: Fast charger, battery cartridges, carry case.

## 18V LXT Brushless 2 Piece Kit

DLX2180TJ

Combi	DHP484
Impact Driver	DTD153
Charger	DC18RC



**DLX2180TJ** 2 x 5.0Ah Li-ion

STANDARD EQUIPMENT: Fast charger, battery cartridges, carry case.

## 18V LXT Brushless 2 Piece Kit

DLX2202TJ1

Combi Drill	DHP484
Jigsaw	DJV182
Charger	DC18RC



**DLX2202TJ1** 2x 5.0Ah Li-ion

STANDARD EQUIPMENT: Fast charger, battery cartridges, carry case

## 18V LXT 2 Piece Kit

DLX2131TJ

Combi drill	DHP482
Impact driver	DTD152
Charger	DC18RC



**DLX2131TJ** 2 x 5.0Ah Li-ion

STANDARD EQUIPMENT: Fast charger, battery cartridges, carry case.

## 18V LXT 2 Piece Kit

DLX2134TJ

Combi Drill	DHP482
Jigsaw	DJV180
Charger	DC18RC



**DLX2134TJ** 2 x 5.0Ah Li-ion

STANDARD EQUIPMENT: Fast charger, battery cartridges, carry case.

## 18V LXT Brushless 2 Piece Kit

DLX2283TJ

Combi drill	DHP485
Impact driver	DTD153
Charger	DC18RC



**DLX2283TJ** 2 x 5.0Ah Li-ion

STANDARD EQUIPMENT: Fast charger, battery cartridges, carry case.

## 18V LXT 2 Piece Kit

DLX2025T

Rotary Hammer	DHR202Z
Combi Drill	DHP453Z
Charger	DC18RC



**DLX2025T** 2 x 5.0Ah Li-ion

STANDARD EQUIPMENT: Fast charger, battery cartridges, carry bag.

12V Max CXT Brushless Rotary Hammer **HR166D**

Capacity in Concrete	16mm
Capacity in Steel	10mm
Capacity in Wood	13mm
No Load Speed	0 – 680 rpm
Blows per minute	0 – 4,800 bpm
Impact Energy	1.1J
Net Weight	1.8-2.4kg



Body only machines do not come with a carry case.



1.1 Joules



**HR166DSMJ** 2 x 4.0Ah Li-ion

**HR166DZ** Body Only

STANDARD EQUIPMENT: Fast charger, battery cartridges, side handle, depth gauge, carry case.

12V Max CXT Rotary Hammer **HR140D**

Capacity in Concrete	14mm
Capacity in Steel	10mm
Capacity in Wood	13mm
No Load Speed	0 – 850 rpm
Blows per minute	0 – 4,900 bpm
Impact Energy	1.0J
Net Weight	1.9-2.6kg



Body only machines do not come with a carry case.



1.0 Joules



**HR140DWMJ** 2 x 4.0Ah Li-ion

**HR140DZ** Body Only

STANDARD EQUIPMENT: Standard charger, battery cartridges, side handle, depth gauge, carry case.

12V Max CXT Brushless Combi Drill **HP332D**

Chuck Capacity	0.8mm – 10mm	Torque Settings	20 + Drill
Capacity in Steel	10mm	Max Tightening Torque	21Nm (Soft)
Capacity in Wood	28mm		35Nm (Hard)
Capacity in Masonry	8mm	Net Weight	1.1-1.3kg
No Load Speed	Low: 0-450 rpm Hi: 0-1,500 rpm		
Blows per minute	Low: 0-6,750 bpm Hi: 0-22,500 bpm		



Body only machines do not come with a carry case.



**HP332DSAJ** 2 x 2.0Ah Li-ion

**HP332DZ** Body Only

STANDARD EQUIPMENT: Fast charger, battery cartridges, belt clip, carry case.

12V Max CXT Combi Drill **HP333D**

Capacity in Steel	10mm	Torque Settings	20 + Drill
Capacity in Wood	21mm	Max Tightening Torque	Soft: 14Nm Hard: 30Nm
Capacity in Masonry	8mm		
Chuck Capacity	0.8mm – 10mm	Net Weight	1.1-1.2kg
No Load Speed	Low: 0-450rpm Hi: 0-1,700rpm		
Blows per Minute	Low: 0-6,750bpm Hi: 0-25,500bpm		



Body only machines do not come with a carry case.



**HP333DWAE** 2 x 2.0Ah Li-ion

**HP333DZ** Body Only

STANDARD EQUIPMENT: Standard charger, battery cartridges, screwdriver bit, carry case, belt clip.

12V Max CXT Brushless Drill Driver **DF332D**

Chuck Capacity	0.8mm – 10mm
Capacity in Steel	10mm
Capacity in Wood	28mm
No Load Speed	Low: 0-450 rpm Hi: 0-1,500 rpm
Torque Settings	20 + Drill
Max Tightening Torque	21Nm (Soft) 35Nm (Hard)
Net Weight:	1.0-1.2kg



Body only machines do not come with a carry case.



**DF332DSAJ** 2 x 2.0Ah Li-ion

**DF332DZ** Body Only

STANDARD EQUIPMENT: Fast charger, battery cartridges, carry case, belt clip.

12V Max CXT Drill Driver **DF333D**

Capacity in Steel	10mm
Capacity in Wood	21mm
Chuck Capacity	0.8mm – 10mm
No Load Speed	Low: 0-450rpm Hi: 0-1,700rpm
Torque Settings	20 + Drill
Max Tightening Torque	Soft: 14Nm Hard: 30Nm
Net Weight	1.1-1.2kg



Body only machines do not come with a carry case.



**DF333DWAE** 2 x 2.0Ah Li-ion

**DF333DZ** Body Only

STANDARD EQUIPMENT: Standard charger, battery cartridges, screwdriver bit, carry case, belt clip.



12V Max CXT Brushless Drill Driver

DF032D

Chuck Size	1/4" Hex
Capacity in Steel	10mm
Capacity in Wood	28mm
No Load Speed	Low: 0-450rpm Hi: 0-1,500rpm
Torque Settings	20 + Drill
Max Tightening Torque	21Nm (Soft) 35Nm (Hard)
Net Weight	0.88-1.0kg

Body only machines do not come with a carry case.



DF032DSAJ 2 x 2.0Ah Li-ion  
DF032DZ Body Only

STANDARD EQUIPMENT: Fast charger, battery cartridges, carry case, belt clip.



12V Max CXT Brushless Impact Driver

TD111D

Driving Shank	1/4" Hex	<b>ASSIST MODE</b>
Standard Bolt	M5-M14	
High Strength Bolt	M5-M12	
Machine Screw	M4-M8	
Coarse Thread Screw	22-90mm	
No Load Speed	0-3,000/0-1,300 rpm	
Impacts per Minute	0-3,900/1,600 ipm	
Max Tightening Torque	135Nm	
Net Weight	0.97-1.1kg	

Body only machines do not come with a carry case.



TD111DSAJ 2 x 2.0Ah Li-ion  
TD111DZ Body Only

STANDARD EQUIPMENT: Fast charger, battery cartridges, carry case, screwdriver bit, belt clip.



12V Max CXT Drill Driver

DF033D

Capacity in Steel	10mm
Capacity in Wood	21mm
Chuck Size	1/4" Hex (6.35mm)
No Load Speed	Low: 0-450rpm Hi: 0-1,700rpm
Torque Settings	20 + Drill
Max Tightening Torque	Soft: 14Nm Hard: 30Nm
Net Weight	0.9-1.1kg

Body only machines do not come with a carry case.



DF033DWAE 2 x 2.0Ah Li-ion  
DF033DZ Body Only

STANDARD EQUIPMENT: Standard charger, battery cartridges, screwdriver bit, carry case, belt clip.



12V Max CXT Impact Driver

TD110D

Chuck Size	1/4" Hex
Standard Bolt	M5 - M12
High Tensile Bolt	M5 - M10
Coarse Thread Screw	22-90mm
No Load Speed	0 - 2,600 rpm
Impacts per Minute	0 - 3,500 ipm
Max Tightening Torque	110 Nm
Machine Screw	M4 - M8
Net Weight	1.0-1.2kg

Body only machines do not come with a carry case.



TD110DWAE 2 x 2.0Ah Li-ion  
TD110DZ Body Only

STANDARD EQUIPMENT: Standard charger, battery cartridges, screwdriver bit, carry case, belt clip.



12V Max CXT Angle Drill

DA333D

No Load Speed	0 - 1,100rpm
Chuck Capacity	0.8 - 10mm
Capacity in Steel	10mm
Capacity in Wood	12mm
Net Weight	1.2-1.4kg

KEYLESS CHUCK

Body only machines do not come with a carry case.



DA333DWAE 2 x 2.0Ah Li-ion  
DA333DZ Body Only

STANDARD EQUIPMENT: Standard charger, battery cartridges, carry case, belt clip.



12V Max CXT Angle Impact Driver

TL064D

No Load Speed	0 - 2,000 rpm
Impacts per Minute	0 - 3,000 ipm
Max Fastening Torque	60 Nm
Driving Shank	1/4" Hex
Machine Screw	M4 - M8
Standard Bolt	M4 - M12
High Tensile Bolt	M4 - M8
Coarse Thread Screw	22 - 75mm
Net Weight	1.2-1.6kg

Body only machines do not come with a carry case.



TL064DWAE 2 x 2.0Ah Li-ion  
TL064DZ Body Only

STANDARD EQUIPMENT: Standard charger, battery cartridges, phillips bit, belt clip, carry case.



12V Max CXT Brushless Impact Wrench

TW161D

Driving Shank	1/2" Square
Standard Bolt	M8-M16
High Strength Bolt	M6-M12
Impacts per min	0-3,600 / 0-2,000 ipm
No Load Speed	0-2,400 / 0-1,300 rpm
Max Fastening Torque	165Nm
Nut Busting Torque	290Nm
Net Weight	1.0-1.2kg

Body only machines do not come with a carry case.



**TW161DSAJ** 2 x 2.0Ah Li-ion  
**TW161DZ** Body Only

STANDARD EQUIPMENT: Fast charger, battery cartridges, carry case, belt clip.



12V Max CXT Impact Wrench

TW141D

Driving Shank	1/2" Square
Standard Bolt	M8-M16
High Strength Bolt	M6-M12
Impacts per Minute	0-3,200ipm
No Load Speed	0-2,600rpm
Max Fastening Torque	145Nm
Nut Busting Torque	270Nm
Net Weight	1.1-1.2kg

Body only machines do not come with a carry case.



**TW141DWAE** 2 x 2.0Ah Li-ion  
**TW141DZ** Body Only

STANDARD EQUIPMENT: Standard charger, battery cartridges, carry case, belt clip.



12V Max CXT Brushless Impact Wrench

TW160D

Driving Shank	3/8" Square
Standard Bolt	M8-M16
High Strength Bolt	M6-M12
Impacts per Min	0-3,600/0-2,000ipm
No Load Speed	0-2,400/0-1,300rpm
Max Fastening Torque	160Nm
Nut Busting Torque	290Nm
Net Weight	1.0-1.2kg

Body only machines do not come with a carry case.



**TW160DSAJ** 2 x 2.0Ah Li-ion  
**TW160DZ** Body Only

STANDARD EQUIPMENT: Fast charger, battery cartridges, carry case, belt clip.



12V Max CXT Impact Wrench

TW140D

Driving shank	3/8" Square
Standard bolt	M8-M16
High strength bolt	M6-M12
Impacts per minute	0-3,200ipm
No load speed	0 - 2,600rpm
Max fastening torque	140Nm
Nut busting torque	270Nm
Net weight	1.0-1.2kg

Body only machines do not come with a carry case.



**TW140DWAE** 2 x 2.0Ah Li-ion  
**TW140DZ** Body Only

STANDARD EQUIPMENT: Standard charger, battery cartridges, belt clip, carry case.



12V Max CXT Impact Wrench

TW060D

Driving Shank	1/4 Square
Standard Bolt	M8-M12
High Strength Bolt	M6-M10
Impacts per Minute	0-3,200ipm
No Load Speed	0-2,600rpm
Max Fastening Torque	60Nm
Nut Busting Torque	120Nm
Net Weight	1.0-1.2kg

Body only machines do not come with a carry case.



**TW060DWAE** 2 x 2.0Ah Li-ion  
**TW060DZ** Body Only

STANDARD EQUIPMENT: Standard charger, battery cartridges, carry case, belt clip.



12V Max CXT Angle Impact Wrench

TL065DZ

No Load Speed	0 - 2,000 rpm
Impacts per Minute	0 - 3,000 ipm
Max Fastening Torque	60 Nm
Driving Shank	3/8" Square Drive
Standard Bolt	M4 - M12
High Tensile Bolt	M4 - M8
Net Weight	1.2-1.6kg

Body only machines do not come with a carry case.



**TL065DZ** Body only

STANDARD EQUIPMENT: Belt clip



12V Max CXT Ratchet Wrench

WR100DZ

No Load Speed	0-800rpm
Flats Width	13mm
Driving Shank	3/8" Square
	1/4" Square
Max. Fastening Torque	47.5Nm
Standard Bolt	M5-M12
High Strength Bolt	M5-M10
Net Weight	1.0-1.2kg



Body only machines do not come with a carry case.



WR100DZ Body Only

STANDARD EQUIPMENT: Socket adapter, tool bag



12V Max CXT Reciprocating Saw

JR103D  
JR105D

Capacity in Wood	50mm
Capacity in Pipe	50mmØ
Length of Stroke	13mm
Strokes per Minute	0 - 3,300 spm
Blade Clamp	JR103D: Tool-less
	JR105D: Screw-down
Net Weight	JR103: 1.3-1.5
	JR105: 1.3-1.5kg

**JR105D: JIGSAW  
BLADE COMPATIBLE**

Body only machines do not come with a carry case.



JR103DWAE 2 x 2.0Ah Li-ion

JR103DZ Body Only

JR105DWAE 2 x 2.0Ah Li-ion

JR105DZ Body Only

STANDARD EQUIPMENT: Standard charger, battery cartridges, hex wrench, 2x recip blades, carry case.



12V Max CXT Brushless Jigsaw

JV103D

Capacity in Wood	90mm
Capacity in Aluminium	20mm
Capacity in Mild Steel	10mm
No Load Speed	800 - 3,000 spm
Stroke Length	23mm
Shank Type	B-type (bayonet)
Net Weight	1.9-2.0kg

Body only machines do not come with a carry case.



JV103DSAJ 2 x 2.0Ah Li-ion

JV103DZ Body Only

STANDARD EQUIPMENT: Fast charger, battery cartridges, jigsaw blade, hex wrench, carry case



12V Max CXT Brushless Jigsaw

JV102D

Capacity in Wood	90mm
Capacity in Aluminium	20mm
Capacity in Mild Steel	10mm
No Load Speed	800 - 3,000 spm
Stroke Length	23mm
Shank Type	B-type (bayonet)
Net Weight	1.8-1.9kg

Body only machines do not come with a carry case.



JV102DSAJ 2 x 2.0Ah Li-ion

JV102DZ Body Only

STANDARD EQUIPMENT: Fast charger, battery cartridges, jigsaw blade, hex wrench, carry case



12V Max CXT Jigsaw

JV101D

No Load Speed	0 - 2,900 spm
Stroke Length	18mm
Shank Type	B-type
Capacity: Wood	65mm
Capacity: Aluminium	4mm
Capacity: Mild Steel	2mm
Net Weight	1.8-1.9kg

Body only machines do not come with a carry case.



JV101DWAE 2 x 2.0Ah Li-ion

JV101DZ Body Only

STANDARD EQUIPMENT: Standard charger, battery cartridges, carry case.



12V Max CXT Multi Tool

TM30D

Shank	OIS
Oscillation angle	3.2°
Oscillation per min	6,000-20,000 opm
Net Weight	1.1-1.3kg

**ANTI-RESTART**

Body only machines do not come with a carry case.



TM30DWAE 2 x 2.0Ah Li-ion

TM30DZ Body Only

STANDARD EQUIPMENT: Standard charger, battery cartridges, hex wrench, carry case.





12V Max CXT Drywall Cutter

SD100DZ

Strokes per Minute	0 – 6,000 spm
Length of Stroke	6mm
Capacity in Drywall	30mm
Capacity in Wood	15mm
Blade for Drywall	55 x 18 x 0.55mm
Blade for Wood	53 x 18 x 0.55mm
Weight	1.4-1.6kg

**SUITABLE FOR OVER-HEAD APPLICATIONS**

Body only machines do not come with a carry case.



**SD100DZ** Body Only

STANDARD EQUIPMENT: Blade, blade cover, base cover, hex wrench.

12V Max CXT Brushless Sander/Polisher

PV301D

Pad/Disc Diameter	50mm (Twist-on/off type) 80mm (Hook & Loop)	<b>ANTI-RESTART FUNCTION</b> Body only machines do not come with a carry case.
Backing Pad Diameter	46mm (Twist-on/off type) 75mm (Hook & Loop)	
No Load Speed (Polishing)	0 – 2,800 rpm	
No Load Speed (Sanding)	0 – 9,500 rpm	
Net Weight	1.1 – 1.2kg	



**PV301DSAE** 2 x 2.0Ah Li-ion

**PV301DZ** Body body

STANDARD EQUIPMENT: Fast charger, battery cartridges, side grip, pad, adapter, wool pad, sponge pad, tool bag.

12V Max CXT Brushless Threaded Rod Cutter

SC103DSAJ

Capacity in Mild Steel	W3/8, M10, M8, M6
Capacity in Stainless Steel	W/38, M8, M6
Min. Cutting Length	20mm
Work amount with BL1041B:	
W3/8 (Mild Steel)	700pcs
W3/8 (Stainless)	550pcs
M10 (Mild Steel)	550pcs
Net Weight	2.7 – 2.8kg



**SC103DSAJ** 2 x 2.0Ah Li-ion

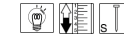
STANDARD EQUIPMENT: Cutter blade, hex socket head bolt, blade cover, depth gauge, thumb screw, hex wrench, battery cartridges, fast charger, carry case

12V Max CXT Pin Nailer

PT354DZ

Nail Length	15, 18, 25, 30, 35mm
Nail Gauge	23Ga (0.6mm)
Magazine Capacity	100 pcs
Net Weight	1.8-2.0kg

Body only machines do not come with a carry case.



**PT354DZ** Body Only

STANDARD EQUIPMENT: Nose adaptor x2, belt clip, hex wrench.

12V Max CXT Stapler

ST113DZ

Staple width	10mm
Staple length	7, 10mm
Staple gauge	0.5 x 0.7 mm
Magazine capacity	150 pcs
Net weight	1.3-1.5kg

Body only machines do not come with a carry case.



**ST113DZ** Body Only

STANDARD EQUIPMENT: Belt clip.

12V Max CXT Multi Cutter

CP100D

No Load Speed	300 rpm
Cutting Capacity	6mm
Net Weight	0.72-0.88kg

**SUITABLE FOR CUTTING SOFT/FLEXIBLE MATERIALS**

Body only machines do not come with a carry case.



**CP100DSM** 1 x 4.0Ah Li-ion

**CP100DZ** Body Only

STANDARD EQUIPMENT: Fast charger, battery cartridge, tool bag.

12V Max CXT Circular Saw

HS301D

Recommended Blade:  
B-09204

Body only machines do not  
come with a carry case.

Cutting Capacity @ 0°	25.5mm
Cutting Capacity @ 45°	16.5mm
Bevel Capacity	0 - 45°
Blade Diameter	85mm
Bore Size	15mm
No Load Speed	1,500 rpm
Net Weight	1.6-1.7kg



HS301DWAE 2 x 2.0Ah Li-ion  
HS301DZ Body Only

STANDARD EQUIPMENT: Standard charger, battery cartridges, TCT saw blade,  
hex wrench, dust nozzle, carry case.

12V Max CXT Tile Cutter

CC301D

Blade Diameter	85mm
Bore Diameter	15mm
Capacity at 0°	25.5mm
Capacity at 45°	16.5mm
No Load Speed	1,600rpm
Tank Capacity	500ml
Net Weight	1.8-1.9kg

Body only machines do not  
come with a carry case.



CC301DWAE 2 x 2.0Ah Li-ion  
CC301DZ Body Only

STANDARD EQUIPMENT: Standard charger, battery cartridges.

12V Max CXT Caulking Gun

CG100D

Max Push Force	5,000N
No Load Speed	0 - 28 mm/sec
Net Weight (300ml holder)	1.9-2.1kg

**SUPPLIED WITH 300ml HOLDER  
ANTI DRIP FUNCTION**

Body only machines do not  
come with a carry case.



CG100DWAEA 2 x 2.0Ah Li-ion  
CG100DZA Body Only

STANDARD EQUIPMENT: Standard charger, battery cartridges, 300ml holder,  
carry case.

12V Max CXT Red Multi Line Laser

SK700DZ

Laser Colour	Red	Line Width	2.0 mm at 5 m
Beam Direction / fan angle	2x Vertical 360° 1x Horizontal 360°	Operating Time	22 hrs (approx) with BL1041B
Range /Diameter	25 / 50m	Operating Temperature	-10 °C to 50 °C
Range /Diameter (with receiver)	70 / 140m	Storage Temperature	-25 °C to 70 °C
Accuracy	± 2 mm/ 10 m	Tripod Thread	¼"
Self levelling range	± 4°	Net Weight	0.99-1.2kg
Light Output Power	< 2.0 mW		
Wavelength	630 - 645 nm		
Safety Class	Class 2		



SK700DZ Body only

STANDARD EQUIPMENT: Target Plate, Adapter, Soft Bag



12V Max CXT Green Multi Line Laser

SK700GDZ

Laser Colour	Green	Line Width	2.0 mm at 5 m
Beam Direction / fan angle	2x Vertical 360° 1x Horizontal 360°	Operating Time	14 hrs (approx) with BL1041B
Range /Diameter	35 / 70m	Operating Temperature	-10 °C to 50 °C
Range /Diameter (with receiver)	70 / 140m	Storage Temperature	-25 °C to 70 °C
Accuracy	± 2 mm/ 10 m	Tripod Thread	¼"
Self levelling range	± 4°	Net Weight	0.99-1.2kg
Light Output Power	< 2.0 mW		
Wavelength	510 - 530 nm		
Safety Class	Class 2		



SK700GDZ Body only

STANDARD EQUIPMENT: Target Plate, Adapter, Soft Bag



12V Max CXT Green Multi Line Laser

SK10/20/  
40GD

Laser Colour	Green	Operating time:	SK10GD: 6 hrs SK20GD: 9 hrs SK40GD: 12 hrs
Safety Class	Class 2		
Wavelength	515nm		
Line Width	3.0mm at 10m	Operating Temperature range	-10 °C to 40 °C
Lower dot beam colour	Red	Net Weight	1.4-1.6kg
Lower dot beam Wavelength	650nm		
Vertical line indication range	± 4°, plumb point laser turns off when out of ± 3° or more		
Accuracy 2-vertical line	90° ± 0.01°		
Accuracy Emitted laser	± 1mm at 10m		



SK10GD Body only

SK20GD Body only

SK40GD Body only

STANDARD EQUIPMENT: Laser detector, laser receiver vice, laser viewing  
glass, shoulder strap, storage case.



12V Max CXT Cross Line Laser

SK105DZ  
SK105GDZ

Laser Colour	SK105DZ: Red SK105GDZ: Green	SK105DZ: 635 ± 5 nm, Class 2 SK105GDZ: 525 ± 5 nm, Class 2
Beam direction/fan angle	Vertical >160° / Horizontal >180°	Laser line width at 5m < 2 mm
Range	SK105DZ: 25m SK105GDZ: 35m	Operating time 2 beam (4.0Ah)
Range with receiver	80m	Operating temperature -10 to +50°C
Levelling accuracy	±0.3 mm/m = ±3.0 mm @ 10m	Storage temperature -25 to +70°C
Horizontal/Vertical line accuracy	±0.3 mm/m	Tripod thread 1/4"
Self-levelling range	± 4°	Net Weight 0.67kg-0.84kg
Self-levelling time	< 3s	
Laser type		



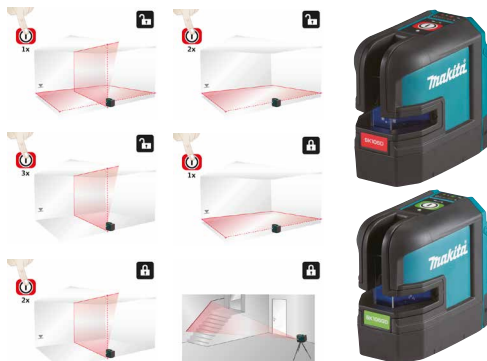
SK105DZ Body only  
SK105GDZ Body only

STANDARD EQUIPMENT: User manual CD, quick reference guide, safety instructions, laser target plate, L-adaptor, (magnetic) carry pouch.

12V Max CXT 4 Point Cross Line Laser

SK106DZ  
SK106GDZ

Laser Colour	SK106DZ: Red SK106GDZ: Green	Laser type	SK106DZ: 635 ± 5 nm, Class 2 SK106GDZ: 525 ± 5 nm, Class 2
Beam direction/fan angle	Vertical >170° / Horizontal >180°	Laser line width at 5m	< 2 mm
Range	SK106DZ: 25m SK106GDZ: 35m	Operating time 2 beam + 4 point (4.0Ah)	SK106DZ: 40hrs
Range with receiver	80m	Operating temperature	-10 to +50°C
Levelling accuracy	±0.3 mm/m = ±3.0 mm @ 10m	Storage temperature	-25 to +70°C
Horizontal/Vertical line accuracy	±0.3 mm/m	Tripod thread	1/4"
Point accuracy	±0.2 mm/m	Net Weight	0.69 kg-0.85kg
Self-levelling range	± 4°		
Self-levelling time	< 3s		



SK106DZ Body only  
SK106GDZ Body only

STANDARD EQUIPMENT: User manual CD, quick reference guide, safety instructions, laser target plate, L-adaptor, (magnetic) carry pouch.

12V Max CXT Portable Fan

CF101DZ

Max Air Speed (Hi)	180 m/min
Max Air Speed (Med)	150 m/min
Max Air Speed (Lo)	120 m/min
Fan Diameter	180mm
Air Flow (H/M/L)	4.6/3.8/3.0 m³/min
Run Time (4.0Ah) Without Oscillation	
Hi: 275, Med: 380, Lo: 630 mins	
Run Time (4.0Ah) With Oscillation	
Hi: 265, Med: 365, Lo: 585 mins	
Net Weight	1.3-1.7kg

3 SPEED SETTINGS  
AUTOMATIC OSCILLATION

Body only machines do not come with a carry case.

CF101DZ Body Only



12V Max CXT Blower

UB100DZ

No Load Speed	0-15,800rpm
Max Air Volume	2.6 m³/min
Max Air Velocity	75 m/sec
Max Sealed Suction	4.0 kPa
Net Weight	1.4-1.9kg

Body only machines do not come with a carry case.



UB100DZ Body Only

STANDARD EQUIPMENT: Nozzle assembly.



12V Max CXT Vacuum Cleaner

CL121D

Max Air Flow	1.3 m³/min
Max Sealed Suction	4.6 kPa
Suction Power:	
Max	28W
High	19W
Normal	5W
Dust Capacity: Cloth bag	500ml
Dust Capacity: Paper bag	330ml
Net Weight	1.7-1.8kg

Body only machines do not come with a carry case.



CL121DWA 1 x 2.0Ah Li-ion

CL121DZ Body Only

STANDARD EQUIPMENT: Battery cartridge, charger, seat nozzle, mat nozzle, rubber nozzle, soft brush, blower attachment, dust bag, paper bag, shoulder belt.

12V Max CXT Vacuum Cleaner

CL106FD

Max Air Flow	1.3 m³/min
Max Sealed Suction	3.1 kPa
Suction Power	19W
Dust Capacity	0.6L
Net Weight	1.0-1.1kg
Run Time (2.0Ah)	21 mins
Run Time (4.0Ah)	42 mins

Body only machines do not come with a carry case.



CL106FDZW Body Only (White)

CL106FDZ Body Only

STANDARD EQUIPMENT: T-Nozzle, extension pipe, sash nozzle.

12V Max CXT 2 Piece Kit

CLX247SAX1

Vacuum Cleaner	CL106FD
Blower	UB100D
Charger	DC10SB
Battery	BL1021B
Tool bag	832150-1



CLX247SAX1 1 x 2.0Ah Li-ion

STANDARD EQUIPMENT: Fast charger, battery cartridge, tool bag.





# CXT CORDLESS

# 12V / 7.2V / 3.6V CORDLESS / CORDLESS HEATED JACKETS

## 12V Max CXT 2 Piece Brushless Kit

CLX205AJ

Combi Drill	HP332D
Impact Driver	TD111D
Charger	DC10WD
Batteries x 2	BL1021B
Makpac type 1 case	



**CLX205AJ** 2 x 2.0Ah Li-ion

STANDARD EQUIPMENT: Standard charger, battery cartridges, carry case.

## 12V Max CXT 2 Piece Kit

CLX228AJ

Combi Drill	HP333D
Impact Driver	TD110D
Charger	DC10WD
Batteries x 2	BL1021B
Makpac type 1 case	



**CLX228AJ** 2 x 2.0Ah Li-ion

STANDARD EQUIPMENT: Standard charger, battery cartridges, carry case.

## 12V Max CXT 2 Piece Kit

CLX224AJ

Drill Driver	DF333D
Impact Driver	TD110D
Charger	DC10WD
Batteries x 2	BL1021B
Makpac type 1 case	



**CLX224AJ** 2 x 2.0Ah Li-ion

STANDARD EQUIPMENT: Standard charger, battery cartridges, carry case.

## 12V Vacuum Cleaner

CL117FDX2

Max Air Flow	1.0 m3/min
Max Sealed Suction	5.0 kPa
Suction Power	29 / 15 / 3W
Dust Capacity	650 ML
Run Time (2.0Ah)	10 / 18 / 55 min
Net Weight	1.0kg



**LITHIUM-ION**

**CL117FDX2** Built in 2.0Ah Li-ion

STANDARD EQUIPMENT: Battery Charger, Telescopic Pipe, Nozzle, Sash Nozzle.

## 7.2V Pencil Impact Driver

TD022DSE

No Load Speed	0 - 2,450 rpm
Impacts per Minute	0 - 3,000 ipm
Driving Shank	¼" Hex (6.35mm)
Max Tightening Torque	25 Nm
Machine Screw	M3 - M8
Standard Bolt	M3 - M8
High Strength Bolt	M3 - M6
Coarse Thread (Length)	22 - 45mm
Net Weight	0.56kg



**LITHIUM-ION**

**TD022DSE** 2 x 1.5Ah Li-ion

STANDARD EQUIPMENT: Charger, battery cartridges, holster, phillips bit, carry case.

## 7.2V Pencil Drill Driver

DF012DSE

Driving Shank	¼" Hex (6.35mm)
No Load Speed (Hi/Lo)	650 / 200rpm
Capacity in Steel	5mm
Capacity in Wood	6mm
Torque Settings	21 + Drill
Max Fastening Torque (S/H)	3.6/5.6Nm
Net Weight	0.53kg



**LITHIUM-ION**

**DF012DSE** 2 x 1.5Ah Li-ion

STANDARD EQUIPMENT: Charger, battery cartridges, phillips bit, carry case.

## 3.6V Pencil Screwdriver

DF001DW

Li-ion battery	Built-in
Max. fastening torque	4 Nm
Charging	Micro USB port
No load speed	220 rpm
Driving shank	¼" Hex
Wood screw	Ø3.8mm x 32mm
Overall length	287mm
Net weight	0.36kg
Charge time	Min. 3 Hours



**LITHIUM-ION**

**DF001DW** Built-in battery

STANDARD EQUIPMENT: Charger micro USB, carry case, bit set.

## 18V/14.4V LXT Heated Jacket

DCJ205

Size	S / M / L / XL / 2XL	Body only machines do not come with a carry case.
Heat Zones	5	
Heat Level Settings	3	
Number of Pockets	6	
Net Weight	1.1kg	

**LXT**

- DCJ205FMO** M 1x 3.0Ah Li-ion
- DCJ205ZMO** M Body Only
- DCJ205FLO** L 1x 3.0Ah Li-ion
- DCJ205ZLO** L Body Only
- DCJ205FXLO** XL 1x 3.0Ah Li-ion
- DCJ205ZXLO** XL Body Only
- DCJ205F2LO** 2XL 1x 3.0Ah li-ion
- DCJ205Z2LO** 2XL Body Only

STANDARD EQUIPMENT: Standard charger, battery cartridges, battery holder.



# CORDLESS HEATED JACKETS

## 18V/14.4V LXT Heated Jacket

DCV202Z

Size	S / M / L / XL / 2XL / 3XL
Heat Zones	4
Heat Level Settings	3
Number of Pockets	4
Run time with 18V 6.0Ah	
Low	35 Hours
Medium	20 Hours
High	10 Hours
Net Weight	0.5kg



**DCV202ZS** Small  
**DCV202ZM** Medium  
**DCV202ZL** Large  
**DCV202ZXL** Extra Large  
**DCV202Z2XL** 2x Extra Large  
**DCV202Z3XL** 3x Extra Large  
 STANDARD EQUIPMENT: Battery holder.

## 18V/14.4V LXT Heated Jacket

DCJ206Z

Size	M / L / XL / 2XL / 3XL
Heat Zones	5
Heat Level Settings	3
Number of Pockets	6
Continuous run time (6.0Ah)	
Low	35 Hours
Medium	14 Hours
High	8.5 Hours
Net Weight	1.2kg



**DCJ206ZM** Medium  
**DCJ206ZL** Large  
**DCJ206ZXL** Extra Large  
**DCJ206Z2XL** 2x Extra Large  
**DCJ206Z3XL** 3x Extra Large  
 STANDARD EQUIPMENT: Battery holder.

## 12V Max CXT Heated Jacket

CJ106DZ

Size	M / L / XL / 2XL / 3XL
Heat Zones	5
Heat Level Settings	3
Number of Pockets	6
Continuous run time (4.0Ah)	
Low	14 Hours
Medium	5.5 Hours
High	3.5 Hours
Net Weight	1.1kg



**CJ106DZM** Medium  
**CJ106DZL** Large  
**CJ106DZXL** Extra Large  
**CJ106DZ2XL** 2x Extra Large  
**CJ106DZ3XL** 3x Extra Large  
 STANDARD EQUIPMENT: Battery holder.

# RADIO LANTERNS

## 40V Max XGT DAB/DAB+ Bluetooth Radio Lantern

MR009GZ

Frequency range FM	87.5 – 108 MHz	Flashlight Illuminance High/Low	1,000 / 500 lx
Frequency range DAB/DAB+	Band III 5A – 13F	Flashlight Luminous Flux High/Low	200/100 lm
Lantern Light tone and colours:	Daylight White/Neutral White/ Warm White	Net Weight	0.99 – 2.2 Kg
Lantern Illuminance High/Low	145/72 / 140/70 / 130/65 lx	<b>LANTERN AND FLASHLIGHT LIGHT TONES:</b>	
Lantern Luminous Flux High/Low	310/155 / 300/150 / 260/130 lm	<b>DAYLIGHT WHITE</b>	
		<b>NEUTRAL WHITE</b>	
		<b>WARM WHITE</b>	

**Bluetooth**® Equipped with Bluetooth class 2 to wirelessly connect your mobile device for playing music with a range up to 10m.

**MR009GZ** Body only  
 STANDARD EQUIPMENT: Strap hook.



## 14.4V / 18V LXT DAB/DAB+ Bluetooth Radio Lantern

DMR056

Frequency range FM	87.5 – 108 MHz	Flashlight Illuminance High/Low	1,000 / 500 lx
Frequency range DAB/DAB+	Band III 5A – 13F	Flashlight Luminous Flux High/Low	200/100 lm
Lantern Light tone and colours:	Daylight White/Neutral White/ Warm White	Net Weight	0.98 – 1.6 Kg
Lantern Illuminance High/Low	145/72 / 140/70 / 130/65 lx	<b>LANTERN AND FLASHLIGHT LIGHT TONES:</b>	
Lantern Luminous Flux High/Low	310/155 / 300/150 / 260/130 lm	<b>DAYLIGHT WHITE</b>	
		<b>NEUTRAL WHITE</b>	
		<b>WARM WHITE</b>	

**Bluetooth**® Equipped with Bluetooth class 2 to wirelessly connect your mobile device for playing music with a range up to 10m.

**DMR056** Body only  
 STANDARD EQUIPMENT: Strap hook.



## 14.4V / 18V LXT Radio Lantern

DMR055

Frequency range FM	87.5 – 108 MHz	<b>LANTERN LIGHT TONE:</b>	<b>WARM WHITE</b>
Frequency range AM	522 – 1,710 kHz		
Lantern Light tone and colours:	Warm White		
Illuminance High/Low	4 Sides 130 lx 3 Sides 115 lx		
Luminous Flux High/Low	4 Sides 260 lm 3 Sides 190 lm		
Net Weight	0.95 – 1.6 Kg		

**DMR055** Body only  
 STANDARD EQUIPMENT: Strap hook.



RADIO COMPARISON CHART

PART NO.	CXT	LXT	XGT	G-SERIES	AM	FM	DAB/DAB+	BLUETOOTH	BATTERY CHARGING	USB CHARGING
DMR301	•	•				•	•	•	•	
MR007G	•	•	•			•	•	•		
MR003G	•	•	•			•	•			
DMR110N	•	•				•	•			
MR002G	•	•	•			•	•	•		•
DMR108	•	•				•	•			•
MR001G	•	•	•			•	•			
DMR107	•	•				•	•			

DAB/DAB+ Bluetooth Job Site Radio

MR007GZ

Frequency Range FM 87.5 – 108MHz  
 Frequency Range DAB/DAB+ Band III 5A – 13F  
 Speakers 2x 63.5mm Ø  
 1 x 101.6mm Ø  
 Practical Output  
 40Vmax: 5W (x2) + 25W  
 18V: 5W (x2) + 25W  
 14.4V: 3W (x2) + 15W  
 12Vmax: 2W (x2) + 10W  
 Net Weight 5.3 - 6.3 kg

**NOT COMPATIBLE WITH NI-CAD, NI-MH OR G-SERIES BATTERY**

**6X SELECTABLE SOUND MODES MY EQUALISER (MY EQ) MODE MULTI-AMPLIFIER SYSTEM**



**Bluetooth** Equipped with Bluetooth class 2 to wirelessly connect your mobile device for playing music with a range up to 10m.

**MR007GZ**  
 STANDARD EQUIPMENT: AC power adapter



DAB/DAB+ Bluetooth Battery Charging Job Site Radio

DMR301

Frequency range FM 87.5 – 108MHz  
 Frequency range DAB/DAB+ Band III 5A – 13F  
 Speaker ø89mm x 2  
 Practical Output 12Vmax: 1.2W x2  
 14.4V: 2.2W x2  
 18V: 3.5W x2  
 Net Weight 5.9 – 6.6kg


**NOT COMPATIBLE WITH NI-CAD, NI-MH OR G-SERIES BATTERY**

**CHARGES LXT/CXT BATTERIES WHEN POWERED BY THE AC ADAPTOR**



**Bluetooth**

Equipped with Bluetooth class 2 to wirelessly connect your mobile device for playing music with a range up to 10m.



**DMR301**  
 STANDARD EQUIPMENT: AC power adapter

DAB/DAB+ Job Site Radio

MR003G

Frequency range FM 87.5 – 108MHz  
 Frequency range DAB/DAB+ Band III 5A – 13F  
 Speaker ø89mm x 2  
 Practical Output 12V Max: 1.7W x2  
 14.4V: 3.0W x2  
 18V: 4.9W x2  
 40V Max: 4.9W x2  
 Net Weight 4.2 – 5.2kg

**NOT COMPATIBLE WITH NI-CAD, NI-MH OR G-SERIES BATTERY**



**MR003GZ**  
**MR003GZ01** Black  
 STANDARD EQUIPMENT: AC power adapter



DAB/DAB+ Job Site Radio

DMR110NW

Frequency Range FM 87.5 – 108MHz  
 Frequency Range DAB/DAB+ Band III 5A – 13F  
 Speakers 2x 76mmØ (8Ø)  
 Practical Output 12V Max: 1.2W x2  
 14.4V: 2.2W x2  
 18V : 3.5W x2  
 Net Weight 4.1-4.6 kg

**NOT COMPATIBLE WITH NI-CAD, NI-MH OR G-SERIES BATTERY**



**DMR110NW** White  
 STANDARD EQUIPMENT: AC power adapter





Bluetooth Job Site Radio

Frequency range FM 87.5 – 108MHz  
 Frequency range AM 522 – 1,710 kHz  
 Speaker ø89mm x 2  
 Practical Output 12V Max: 1.2W x2  
 14.4V: 2.2W x2  
 18V: 3.5W x2  
 40V Max: 5.0W x2  
 Net Weight 4.3 – 5.3kg

**NOT COMPATIBLE WITH NI-CAD, NI-MH OR G-SERIES BATTERY**

**EQUIPPED WITH A USB PORT SO YOU CAN CHARGE YOUR PORTABLE DEVICES**

**Bluetooth** Equipped with Bluetooth class 2 to wirelessly connect your mobile device for playing music with a range up to 10m.

**MR002GZ**  
**MR002GZ01** White

STANDARD EQUIPMENT: AC power adapter



MR002G

Bluetooth Job Site Radio

Frequency range FM 87.5 - 108 MHz  
 Frequency range AM 522 - 1,710 kHz  
 Speaker ø89mm x2  
 Practical Output 12V Max: 1.2W x2  
 14.4V: 2.2W x2  
 18V: 3.5W x2  
 Net Weight 4.3-4.9kg

**NOT COMPATIBLE WITH NI-CAD, NI-MH OR G-SERIES BATTERY**

**EQUIPPED WITH A USB PORT SO YOU CAN CHARGE YOUR PORTABLE DEVICES**

**Bluetooth** Equipped with Bluetooth class 2 to wirelessly connect your mobile device for playing music with a range up to 10m.

**DMR108N**  
**DMR108NB** Black

STANDARD EQUIPMENT: AC power adapter.



DMR108N

Job Site Radio

Frequency range FM 87.5 – 108MHz  
 Frequency range AM 522 – 1,710 kHz  
 Speaker ø89mm x 2  
 Practical Output 12V Max: 1.2W x2  
 14.4V: 2.2W x2  
 18V: 3.5W x2  
 40V Max: 5.0W x2  
 Net Weight 4.3 – 5.3kg

**NOT COMPATIBLE WITH NI-CAD, NI-MH OR G-SERIES BATTERY**

**MR001GZ**  
**MR001GZ01** White

STANDARD EQUIPMENT: AC power adapter.



MR001G

Job Site Radio

Frequency range FM 87.5 - 108 MHz  
 Frequency range AM 522 - 1,710 kHz  
 Speaker ø76mm x2  
 Practical Output 7.2V 0.5w x2  
 18V 3.5w x2  
 Net Weight 4.0-4.6kg

**NOT COMPATIBLE WITH NI-CAD, NI-MH OR G-SERIES BATTERIES**



DMR107



DMR107

Bluetooth Speaker

Power Source AC/DC  
 Battery compatibility 10.8V – 18V  
 CXT and LXT only  
 Speaker ø Woofer:100mm  
 Tweeter :36mm  
 Practical Output 18V 10.0W  
 Bluetooth Version 4.0  
 Bluetooth range 10m  
 Net Weight 2.9-3.4kg

**CHARGE DEVICES FROM USB**  
**NOT COMPATIBLE WITH G-SERIES BATTERY**

**Bluetooth** Equipped with Bluetooth class 2 to wirelessly connect your mobile device for playing music with a range up to 10m.

DMR200

STANDARD EQUIPMENT: AC power adapter



DMR200

Bluetooth Speaker

Power Source AC/DC  
 Battery Compatibility 10.8-18V (CXT and LXT only)  
 Speaker ø Woofer: 101.6mm  
 Tweeter 36mm  
 Passive radiator 89mm  
 Practical Output 18V 10W  
 Bluetooth Version 5.0 Class 2  
 Bluetooth Range 10m  
 Net Weight 2.7-3.4 kg

**NOT COMPATIBLE WITH G-SERIES BATTERY**  
**6X SELECTABLE SOUND MODES**  
**LCD DISPLAY PANEL**  
**MULTI-SPEAKER CONNECTIVITY**

**Bluetooth** Equipped with Bluetooth class 2 to wirelessly connect your mobile device for playing music with a range up to 10m.

DMR203

STANDARD EQUIPMENT: AC power adapter



DMR203

## Magnetic Drill HB350

Input Wattage	1,050W
Capacity in Steel	14-55mm
No Load Speed	850rpm
Magnetic Clamping Force	8,000N
Net Weight	11.6kg



### HB350

STANDARD EQUIPMENT: Small oil cup assembly and clip, Safety guard, Polyester safety strap, Allen keys.

## Angle Drill DA3010 DA3011

Max. in steel	10mm
Max. in wood	25mm
No load speed	0-2,400rpm
Input wattage	450w
Net weight	1.6kg



### DA3010

### DA3010F

### DA3011 Keyless chuck

### DA3011F Keyless chuck

STANDARD EQUIPMENT: Chuck key (3010), side handle.

## Rotary Angle Drill DA4000

Max. in steel	13mm
Max. in wood	38mm
No load speed	
with attachment	High: 0-900rpm Low: 0-400rpm
without attachment	0-600rpm
Input wattage	710w
Net weight	4.0kg



### DA4000LR

STANDARD EQUIPMENT: Chuck key, side handle, hex wrench, carry case.

## Rotary Angle Drill DA4031

Max. in steel	13mm
Max. in wood	38mm
No load speed	High: 1,200rpm Low: 300rpm
Input wattage	1,050w
Net weight	6.3kg



### DA4031

STANDARD EQUIPMENT: Key chuck, side handle, hex wrench.

## Combi Drill HP0300

Input Wattage	320W
Max. in Steel	10mm
Max. in Wood	28mm
Max. in Masonry	8mm
Max. Fastening Torque (S/H)	21/56Nm
Chuck Capacity	1 - 10mm
Blows per Min	0-6,750/0-22,500 bpm
No Load Speed	0-450/0-1,500rpm
Torque Settings	20 + Drill
Net Weight	1.3kg



### HP0300

## Drill Driver DF0300

Input Wattage	320W
Max. in Steel	10mm
Max. in Wood	28mm
Max. Fastening Torque (S/H)	21/56Nm
Chuck Capacity	1 - 10mm
No Load Speed	0-450/0-1,500rpm
Torque Settings	20 + Drill
Net Weight	1.2kg



### DF0300

## Rotary Drill DP2010

Max. in steel	6.5mm
Max. in wood	15mm
Chuck capacity	0.5-6.5mm
Variable speed control	Dial
No load speed	0-4,200rpm
Input wattage	370w
Net weight	1.0kg



### DP2010

STANDARD EQUIPMENT: Depth gauge, chuck key, hex holder.

## Rotary Drill 6510LVR

Max. in steel	10mm
Max. in wood	18mm
No load speed	0-1,200rpm
Input wattage	330w
Net weight	1.4kg



### 6510LVR

## Rotary Drill DP4700

Max. in steel	13mm
Max. in wood	36mm
No load speed	0-550rpm
Input wattage	510w
Net weight	2.2kg




### DP4700

STANDARD EQUIPMENT: Side handle.

## Rotary Drill

DS4012

Chuck capacity	13mm
Max in steel	13mm
Max in wood	36mm
No load speed	0-600rpm
Input Wattage	750w
Net weight	2.8kg



### DS4012

STANDARD EQUIPMENT: Chuck key, side grip.

## Rotary Drill

DP4011

Max. in steel	High: 8mm Low: 13mm
Max. in wood	High: 30mm Low: 40mm
No load speed	High: 0-2,900rpm Low: 0-1,200rpm
Input wattage	720w
Net weight	2.3kg



### DP4011

STANDARD EQUIPMENT: Side handle, depth gauge.

## Rotary Drill

6300-4

Max. in steel	13mm
Max. in wood	30mm
No load speed	1: 650rpm 2: 700rpm 3: 1,250rpm 4: 1,500rpm
Input wattage	650w
Net weight	2.9kg



### 6300-4

STANDARD EQUIPMENT: Chuck key, side handle.

## Rotary Drill

DP4003

Max. in steel	13mm
Max. in wood	38mm
No load speed	0-600rpm
Input wattage	750w
Net weight	2.5kg



### DP4003

STANDARD EQUIPMENT: Side handle.

## Percussion Drill

HP1640  
HP1641

Max. in steel	13mm
Max. in wood	30mm
Max. in masonry	16mm
Blows per minute	0-44,800bpm
No load speed	0-2,800rpm
Input wattage	680w
Net weight	2.0kg



### HP1640 Key chuck

### HP1640K Key chuck

### HP1641 Keyless chuck

### HP1641K Keyless chuck

STANDARD EQUIPMENT: Side handle, depth stop, carry case (K model only).

## Percussion Drill

HP1631

Max in steel	13mm
Max in wood	30mm
Max in masonry	16mm
Chuck capacity	13mm
No load speed	0-3200 rpm
Impacts per minute	0-48000 ipm
Input wattage	710w
Net Weight	2.0kg



### HP1631K

STANDARD EQUIPMENT: Side handle, carry case.

## Percussion Drill

HP2050  
HP2051

Max. in steel	High: 8mm Low: 13mm	Blows per minute	High: 0-58,000bpm Low: 0-24,000bpm
Max. in wood	High: 25mm Low: 40mm	No load speed	High: 0-2,900rpm Low: 0-1,200rpm
Max. in masonry	High: 13mm Low: 20mm	Input wattage	720w
		Net weight	2.5kg



### HP2050

### HP2050F Light

### HP2051 Keyless chuck

### HP2051F Light + Keyless chuck

STANDARD EQUIPMENT: Side handle, depth stop, chuck key (HP2050), carry case.

## Percussion Drill

HP2010

Max. in steel	High: 6.5mm Low: 13mm
Max. in wood	High: 20mm Low: 40mm
Max. in concrete	High: 14mm Low: 20mm
Blows per minute	High: 0-46,000bpm Low: 0-18,000bpm
No load speed	High: 0-2,300rpm Low: 0-900rpm
Input wattage	750w
Net weight	2.9kg



### HP2010N

STANDARD EQUIPMENT: Drill chuck, chuck key, side handle, depth stop, carry case.



# PERCUSSION DRILLS / CORE DRILLS

## Percussion / Diamond Core Drill

8406

Max. in steel	13mm
Max. in wood	30mm
Max. in masonry	20mm
Max. dry diamond core	152mm
Blows per minute	0-22,500bpm
No load speed	0-1,500rpm
Input wattage	850w
Net weight	3.7kg



8406X: 52mm core, adaptor pack, drill bit  
8406X3 Cores: 52mm, 107mm, 127mm, 152mm, adaptor pack, drill bit



**8406**  
**8406X**  
**8406X3**

STANDARD EQUIPMENT: Chuck key, side handle, carry case.

## Percussion / Diamond Core Drill

8406C

Max. in steel	13mm
Max. in wood	35mm
Max. in masonry	20mm
Max. dry diamond core	152mm
Blows per minute	High: 28,800-64,000bpm Low: 14,400-32,000bpm
No load speed	High: 1,800-4,000rpm Low: 900-2,000rpm
Input wattage	1,400w
Net weight	4.4kg



**8406C**

STANDARD EQUIPMENT: Drill chuck, chuck key, side handle, depth stop, carry case.

## Diamond Core Drill

DBM131

Max. diamond core	High: 70mm Low: 132mm
Adaptor	1-1/4" UNC outside 1/2" BSP inside
Load speed	High: 0-1,570rpm Low: 0-800rpm
Collar clamping	
Diameter	53mm
Input wattage	1,500w
Net Weight	6.3kg



**DBM131**

STANDARD EQUIPMENT: Side handle, carry case, P-42151 double threaded adaptor, in-line RCD, tap, water supply pipe, water injector.

## Diamond Core Drill

DBM080

Max. diamond core	up to 82mm
Collet	1/2" BSP male
Load speed	0-2,000rpm
Collar clamping diameter	46mm
Input wattage	1,500w
Weight	3.8kg



**DBM080**

STANDARD EQUIPMENT: Side handle, carry case.

# SDS-PLUS ROTARY HAMMERS

## Rotary Hammer

HR1840

Max in Concrete (TCT bit)	18mm
Max in Concrete (TCT Core)	35mm
Max in Concrete (Diamond Core)	65mm
Capacity in Steel	13mm
Capacity in Wood	24mm
Impact Energy	1.4J
Blows per Minute	0 - 4,800 bpm
No Load Speed	0 - 2,100 rpm
Input Wattage	470W
Net Weight	2.0-2.4kg



**HR1840**

STANDARD EQUIPMENT: Side handle, depth gauge, carry case.

## AVT Rotary Hammer

HR1841F

Max in Concrete (TCT bit)	18mm
Max in Concrete (TCT Core)	35mm
Max in Concrete (Diamond Core)	65mm
Capacity in Steel	13mm
Capacity in Wood	24mm
Impact Energy	1.4J
Blows per Minute	0 - 4,800 bpm
No Load Speed	0 - 2,100 rpm
Input Wattage	470W
Net Weight	2.0-2.5kg



**HR1841F**

STANDARD EQUIPMENT: Side handle, depth gauge, carry case.

## AVT Rotary Hammer

HR2631

Max in concrete (TCT bit)	26mm
Max in concrete (TCT core)	68mm
Max in concrete (diamond core)	80mm
Capacity in Steel	13mm
Capacity in Wood	32mm
Impact Energy	2.4J
Blows per Minute	0-4,600ipm
No Load Speed	0-1,200rpm
Input Wattage	800w
Vibration	12.0 m/s <sup>2</sup>
Net Weight	HR2631F: 2.9-3.4kg HR2631FT: 3.1-3.6kg



**2.4 Joules**  
**AVT**

**HR2631F**

**HR2631FT** Quick change chuck

STANDARD EQUIPMENT: Side handle, depth stop, carry case.

## Rotary Hammer

HR2630

Max in concrete (TCT bit)	26mm
Max in concrete (TCT core)	68mm
Max in concrete (diamond core)	80mm
Capacity in Steel	13mm
Capacity in Wood	32mm
Impact Energy	2.4J
Blows per Minute	0-4,600ipm
No Load Speed	0-1,200rpm
Input Wattage	800w
Vibration	15.5 m/s <sup>2</sup>
Net Weight	HR2630: 2.8-3.3kg HR2630T: 3.0-3.5kg



**2.4 Joules**

**HR2630**

**HR2630T** Quick change chuck

STANDARD EQUIPMENT: Side handle, depth stop, carry case.

# SDS-PLUS ROTARY HAMMERS

# SDS-PLUS ROTARY HAMMERS

## Rotary Hammer

HR2600

Max in concrete (TCT bit)	26mm
Max in concrete (TCT core)	68mm
Max in concrete (diamond core)	80mm
Max in steel	13mm
Max in wood	32mm
Impact energy per stroke	2.4J
Blows per minute	0-4,600ipm
No load speed	0-1,200rpm
Input wattage	800w
Vibration	15.5m/s <sup>2</sup>
Net weight	3.0-3.4kg



2.4 Joules

HR2600

STANDARD EQUIPMENT: Side handle, depth stop, carry case.

## AVT Rotary Hammer

HR2601

Max in concrete (TCT bit)	26mm
Max in concrete (TCT core)	68mm
Max in concrete (diamond core)	80mm
Max in steel	13mm
Max in wood	32mm
Impact energy per stroke	2.4J
Blows per minute	0-4,600ipm
No load speed	0-1,200rpm
Input wattage	800w
Vibration	12.0m/s <sup>2</sup>
Net weight	3.1-3.6kg



2.4 Joules

**AVT**

HR2601

STANDARD EQUIPMENT: Side handle, depth stop, carry case.

## Rotary Hammer

HR2811F

Max. in concrete	Drill: 28mm	Blows per minute	0-4,500bpm
	Core: 80mm	No load speed	0-1,100rpm
Max. in steel	13mm	Input wattage	800w
Max. in wood	32mm	Net weight	HR2811F: 3.5-3.9kg
Impact energy per stroke	F: 2.8J		HR2811FT: 3.6-3.9kg
	FT: 2.9J		
Vibration m/sec <sup>2</sup>	RH: 15m/sec <sup>2</sup>		
	HO: 11.5m/sec <sup>2</sup>		



2.8 Joules

HR2811F-1/2 240V only

HR2811FT-1 Quick change chuck

STANDARD EQUIPMENT: Side handle, depth stop, carry case.  
HR2811F-1 and HR2811FT-1 comes with 15 drill bits and chisel.

## Rotary Hammer

HR3001CJ

Max in Steel	13mm
Max in Wood	32mm
Max in Concrete	30mm
Max Core Bit	80mm
Max Diamond Core	80mm
Impact Energy	3.9J
No Load Speed	0 - 840rpm
Blows per Minute	0 - 4,500 bpm
Input wattage	1,050W
Vibration	RH: 13.5 m/s <sup>2</sup>
	HO: 11.5 m/s <sup>2</sup>
Net Weight	4.1-4.5 kg



3.9 Joules

HR3001CJ

STANDARD EQUIPMENT: Depth gauge, side grip, carry case.

## Rotary Hammer

HR3012FCJ

Max in Steel	13mm
Max in Wood	32mm
Max in Concrete	30mm
Max Core Bit	80mm
Max Diamond Core	80mm
Impact Energy	3.9J
No Load Speed	0 - 840rpm
Blows per Minute	0 - 4,500 bpm
Input wattage	1,050W
Vibration	RH: 9.5 m/s <sup>2</sup>
	HO: 5.5 m/s <sup>2</sup>
Net Weight	4.5-4.7 kg



3.9 Joules

**AVT**

HR3012FCJ + quick change chuck

STANDARD EQUIPMENT: Depth gauge, side grip, carry case.

## AVT Rotary Hammer (S-MAK32 with Accessories)

HR3210C  
S-MAK32

Max. in concrete	32mm	Net weight	HR3210C: 5.2-5.6kg
Max. TCT core	90mm		HR3210FCT: 5.4-5.6kg
No load speed	315-630rpm		
Blows per minute	1,650-3,300bpm		
Impact energy	C: 5.0J / FCT: 4.9J		
Vibration	RH: 10m/sec <sup>2</sup>		
	HO: 7.5m/sec <sup>2</sup>		
Wattage	850w		

**S-MAK32**  
HR3210C, 18 piece mixed bit set, 5 piece SDS+ dominator bit set, keyless drill chuck, chuck adaptor, cold chisel, scaling chisel.



5.0 Joules

**AVT S-MAK32**

HR3210C

HR3210FCT Light + quick change chuck

**S-MAK32C**

S-MAK32FCT Light


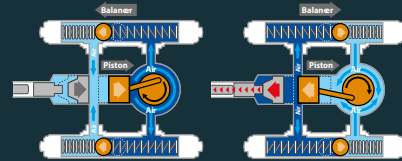
+ quick change chuck

STANDARD EQUIPMENT: Side handle, depth stop, bit grease, carry case.

# GREATLY REDUCE THE RISK OF VIBRATION WHITE FINGER

The Anti Vibration system has an active dynamic vibration absorber which ensures operation with extremely low vibration. The tools have been designed with a flat sided body so they're easier to handle.

The damper spring behind the drill bit absorbs reaction force caused by the drill bit at the moment of impact. The damper springs in the handle separate the handle from the machine body, further reducing the vibration.



# AVT™

ANTI VIBRATION TECHNOLOGY




HR5212C

## SDS-MAX ROTARY HAMMERS

### AVT Rotary Hammer

HR3540  
HR3541

Max in concrete	35mm
Max core	90mm TCT
Impact energy	40: 5.6J / 41: 5.7J
No load speed	315-630rpm
Blows per minute	1650-3,300bpm
Vibration	
HR3540C	RH:18.0 / HO:12.5 m/s <sup>2</sup>
HR3541FC	RH:11.0 / HO: 9.0 m/s <sup>2</sup>
Input wattage	850w
Net weight	HR3540C: 5.2-5.3kg HR3541FC: 5.6-5.7kg



5.7 Joules

## AVT

HR3540C  
HR3541FC AVT + light

STANDARD EQUIPMENT: Side handle, depth gauge, bit grease, carry case.

### Rotary Demolition Hammer

HR4003C

Max in Concrete	40mm
Max TCT Core	105mm
Impact Energy per Stroke	8.3J
Blows per Minute	1,450 - 2,900 bpm
No Load Speed	250 - 500 rpm
Input Wattage	1,100W
Net Weight	6.2 - 6.4kg



8.3 Joules

HR4003C

STANDARD EQUIPMENT: Depth gauge, side handle, bit grease, carry case

### AVT Rotary Demolition Hammer

HR4511

Max. in concrete	45mm	<b>ULTRA-LOW VIBRATION</b>
Max. Core bit diameter (TCT)	125mm	
Impact energy per stroke	9.4J	
Blows per minute	1,250-2,750bpm	
No load speed	130-280rpm	<b>Rotary Hammer 7.5 m/sec<sup>2</sup></b>
Input wattage	1,350w	<b>Hammer 7.0 m/sec<sup>2</sup></b>
Vibration	RH: 7.5m/sec <sup>2</sup> HO: 7.0m/sec <sup>2</sup> 'D' handle	<b>EN60745</b>
Net weight	9.0-9.1kg	



9.4 Joules

## AVT

HR4511C

STANDARD EQUIPMENT: 2 x side handles, depth stop, bit grease, carry case.



AVT Rotary Demolition Hammer

HR4013C

Max. bit diameter	40mm
Max. in concrete	40mm
Max. TCT Core	105mm
Input wattage	1,100W
Impact energy per stroke	8.0J
No load speed	250-500rpm
Blows per minute	1,450-2,900bpm
Vibration	RH: 5.0m/sec <sup>2</sup> HO: 4.5m/sec <sup>2</sup> 'D' handle
Net weight	6.8-6.9kg

ULTRA-LOW VIBRATION  
**Rotary Hammer 5.0 m/sec<sup>2</sup>**  
**Hammer 4.5 m/sec<sup>2</sup>**  
 EN60745



8.0 Joules

**AVT** SOFT NOLOAD



HR4013C

STANDARD EQUIPMENT: Bit grease, depth stop, handle, carry case.

AVT Rotary Demolition Hammer

HR5212C

Max. Core bit	160mm
Max. TCT bit	52mm
Input wattage	1,510W
No load speed	150 - 310rpm
Blows per minute	1,100 - 2,250bpm
Vibration	RH: 9.0m/s <sup>2</sup> H: 8.0m/s <sup>2</sup>
Net weight	11.9-12.0kg

ULTRA-LOW VIBRATION  
**Rotary Hammer 9.0 m/sec<sup>2</sup>**  
**Hammer 8.0 m/sec<sup>2</sup>**  
 EN60745



19.1 Joules

**AVT** SOFT NOLOAD



HR5212C

STANDARD EQUIPMENT: Bit grease, depth stop, handle, carry case.

SDS-PLUS Power Scraper

HK1820

Impact energy per stroke	3.1J
Vibration	10m/sec <sup>2</sup>
Blows per minute	0-3,200bpm
Input wattage	550w
Net weight	3.4kg



3.1 Joules



HK1820

STANDARD EQUIPMENT: 2 x scaling chisels, bull point, carry case.

Power Scraper

HK0500

Blows per minute	2,000-3,500bpm
Impact energy per stroke	1.8J
Vibration	9.5m/sec <sup>2</sup>
Input wattage	550w
Overall length	468mm
Net weight	3.2kg



HK0500

STANDARD EQUIPMENT: Scaling chisel, carry case.

HR4013C / HR5212C LOCK-ON IN HAMMER MODE



- T Lock-on switch for continuous chiseling applications
- T Trigger switch for intermittent chiseling applications

- T Bit angle settings



**SOFT NO LOAD**

**Soft No Load Function**  
 Automatically reduces the motor speed during idling to suppress the vibration of the machine body.

ACCESSORIES: NEMESIS II DRILL BITS

**NEMESIS II**



Drilling into reinforced concrete is no longer a hit and miss application, with reinforcing bar being no obstacle for the Nemesis II Drill Bits! Suitable for use in the hardest of natural stone, the unique symmetrical head geometry of the Nemesis II range, ensures precision drill holes every time. Perfect for critical anchor fixings and where spot drilling is required, Nemesis II will drill up to 50% more holes than a normal rotary hammer drill bit.

To see the full range of SDS-Plus bits visit [www.makitauk.com](http://www.makitauk.com)

## Demolition Hammer

HM0810

Impact energy per stroke	7.2J
Blows per minute	2,900bpm
Input wattage	900w
Net weight	6.0kg



**HM0810T** 17mm A/F

STANDARD EQUIPMENT: Bull point, 2 x hex wrenches (4 and 5mm), side handle, carry case.

## AVT Demolition Hammer

HM1101  
HM1111

Blows per minute	1100-2660bpm
Bit angle settings	12
Impact energy per stroke	11.5J
Speed control	Variable by dial
Wattage	1300w
Vibration 1101 'D' Handle:	13.5m/sec <sup>2</sup>
Bar Handle:	13.5m/sec <sup>2</sup>
Vibration 1111 Bar Handle:	7.5m/sec <sup>2</sup>
'D' Handle:	8.0m/sec <sup>2</sup>
Net weight	HM1101C: 7.2-7.3kg HM1111C: 7.8-8.0kg



**11.5 Joules**

**AVT**

**HM1101C**

**HM1111C** AVT

STANDARD EQUIPMENT: Bull point, bit grease, side handle, carry case.

## AVT Demolition Hammer

HM0870  
HM0871

Impact energy	70C:7.6J / 71C:8.1J
Blows per minute	1,100-2,650bpm
Vibration	HM0870C: 11.5m/sec <sup>2</sup> HM0871C: 8.4m/sec <sup>2</sup>
Input wattage	1,100w
Net weight	HM0870C: 5.1-5.3kg HM0871C: 5.6-5.8kg



**7.6 Joules**

**AVT**

**HM0870C**

**HM0871C** AVT

STANDARD EQUIPMENT: Bit grease, side handle, carry case.

## AVT Demolition Hammer

HM1203  
HM1213

Bit angle setting	12 stage
Impact energy	HM1203C: 19.1J HM1213C: 18.6J
Speed control	variable by dial
Blows per minute	950-1,900bpm
Input wattage	1,510w
Vibration	HM1203C: 15.5m/s <sup>2</sup> HM1213C: 7m/s <sup>2</sup>
Net weight	HM1203C: 9.7kg HM1213: 10.8kg



**18.6 Joules**

**AVT**

**HM1203C**

**HM1213C** AVT

STANDARD EQUIPMENT: Bull point, bit grease, side handle, carry case.

## AVT Demolition Hammer

HM1214

Bit angle settings	12 stage
Impact energy per stroke	19.9J
Speed control	variable by dial
Blows per minute	950-1,900bpm
Input wattage	1,510w
Vibration	8 m/s <sup>2</sup>
Net weight	12.3kg

**ULTRA-LOW VIBRATION**  
**8.0 m/sec<sup>2</sup>**  
**EN60745**




**19.9 Joules**

**AVT**

**HM1214C** AVT

STANDARD EQUIPMENT: Bull point, bit grease, side handle, carry case.

## ACCESSORIES: HOLLOW DUST EXTRACTION DRILL BITS



SDS-Plus and SDS-Max dust extraction drill bits remove dust from the hole as you drill.

Part No.	Diameter	Length	Shank	Part No.	Diameter	Length	Shank
B-64381	12 mm	325 mm	SDS-PLUS	B-64478	25 mm	600 mm	SDS-MAX
B-64397	14 mm	360 mm	SDS-PLUS	B-64484	28 mm	600 mm	SDS-MAX
B-64406	16 mm	360 mm	SDS-PLUS	B-64490	28 mm	900 mm	SDS-MAX
B-64412	18 mm	360 mm	SDS-PLUS	B-64509	30 mm	600 mm	SDS-MAX
B-64428	16 mm	600 mm	SDS-MAX	B-64515	30 mm	900 mm	SDS-MAX
B-64434	18 mm	600 mm	SDS-MAX	B-64521	32 mm	600 mm	SDS-MAX
B-64440	20 mm	600 mm	SDS-MAX	B-64537	32 mm	900 mm	SDS-MAX
B-64456	22 mm	600 mm	SDS-MAX	B-64543	35 mm	600 mm	SDS-MAX
B-64462	24 mm	600 mm	SDS-MAX	B-64559	35 mm	900 mm	SDS-MAX

To see the full range of hollow dust extractor drill bits visit [www.makita.com](http://www.makita.com)

# DEMOLITION HAMMERS

## AVT Demolition Hammer

HM1317

Shank	30mm Hex	<b>ULTRA-LOW VIBRATION</b> <b>8.5 m/sec<sup>2</sup></b> <b>EN60745</b>
Impact energy per stroke		
HM1317C	High: 25J Low: 21J	
HM1317CB	High: 26.5J Low: 24J	
Blows per minute	730-1,450bpm	
Input wattage	1,510w	
Net weight	HM1317C: 17kg HM1317CB: 19kg	



25 Joules  
**AVT**  
Adapted for  
HEX bits

HM1317C 30mm Hex

HM1317CB 28.6mm Hex

STANDARD EQUIPMENT: Bull point, side handle, carry case.

## AVT Electric Breaker

HM1511

Shank	30mm Hex	<b>ULTRA-LOW VIBRATION</b> <b>6.5 m/sec<sup>2</sup></b> <b>EN60745</b>
Input wattage 110V	1,550W	
Input wattage 240V	1,850W	
Impact Energy	48.9J	
Blows per Minute	1,300 bpm	
Net Weight	19.2kg	



48.9 Joules  
**AVT SOFT NOLOAD**  
Adapted for  
HEX bits

HM1511

STANDARD EQUIPMENT: Side handle, bull point, carry case.

## AVT Electric Breaker

HM1812

Shank	1 1/4" AF Hex	<b>ULTRA-LOW VIBRATION</b> <b>6.5 m/sec<sup>2</sup></b> <b>EN60745</b>
Vibration	6.5 m/s <sup>2</sup>	
Impact Energy	72.8J	
Blows per minute	870bpm	
Input Wattage	240v: 2,000w 110v: 1,700w	
Weight	31.3 kg	



72.8 Joules  
**AVT SOFT NOLOAD**  
Adapted for  
HEX bits

HM1812

HM1812TR + Trolley

STANDARD EQUIPMENT: Hex wrench.

# WALL CHASER / DISC CUTTERS

## 125mm Wall Chaser

SG1251J

Blade diameter	125mm
Bore	22.23mm
Cutting depth	0-30mm
Cutting width every 3mm	6-30mm
No load speed	10,000rpm
Input wattage	1,400W
Net weight	4.5Kg

**SOFT GRIP**



SG1251J

STANDARD EQUIPMENT: Diamond wheel, hex wrench, lock nut wrench, carry case.

## 125mm Dustless Disc Cutter

4100KB

Input Wattage	1,300W
Blade Diameter	125mm
Bore Diameter	20mm
No Load Speed	12,200rpm
Max Cutting Capacity	40mm
Net Weight	3.0 kg



4100KB

STANDARD EQUIPMENT: Diamond wheel, dust bag, hex wrench, wrench.

## 125mm Disc Cutter

4101

Blade diameter	125mm
Bore size	20mm
Depth of cut @ 90°	41.5mm
@ 45°	26mm
No load speed	13,800rpm
Input wattage	820w
Net weight	3.0kg



4101RH

STANDARD EQUIPMENT: 110mm diamond wheel, wrenches, water plug and tube, earth leakage breaker.

## 305mm Electric Disc Cutter

4112

Blade diameter	305mm
Bore size	20mm
Max. cut	100mm
No load speed	5,500rpm
Input wattage	2,400w
Net weight	10.4kg



4112HS

STANDARD EQUIPMENT: Wrench, carry case.

## 355mm Electric Disc Cutter

4114

Blade diameter	355mm
Bore size	25.4mm
Maximum cut	125mm
No load speed	3,800rpm
Input wattage	2,400w
Net weight	10.8kg



4114S/1

STANDARD EQUIPMENT: Wrench.



# EK6100 3 YEAR SERVICE PLAN WHEN YOU REGISTER ONLINE

For the EK6100 2-Stroke Disc Cutter Only. You will receive the replacement and fitting of the following specific service component parts if required; 1x Cylinder/piston, 1x Spark plug, 1x Fuel filter, 1x V-belt, 1x Starter rope. This will be for each 12 month period over the 3 year registration period for a registered EK6100 disc cutter. The cover will start from the date you register the EK6100 online for a total period of 3 years. Register within 30 days of purchase.



EK6100

EK6100

## 12" Petrol Disc Cutter

Max. cutting depth	110mm
Max. wheel diameter	305mm/12"
Arbor	20mm
Cubic capacity	61cc
Horsepower	4.2hp (DIN)
Tank capacity	0.7 litres
Vibration (Front handle)	3.0 m/s <sup>2</sup>
Vibration (Rear handle)	3.6 m/s <sup>2</sup>
Dry weight	8.5kg

**CUTTING DEPTH LARGER THAN ANY OTHER 12" SAW.**

**STRATIFIED AIR SCAVENGING**



Free Service  
Register for your free 3 year service plan online  
[makitauk.com](http://makitauk.com)



EK6100

STANDARD EQUIPMENT: Tool kit, dust suppression kit. Wheel not included.

## ACCESSORIES: COSMOS 12" DIAMOND BLADES



Part No.	Description
B-13459	<b>Quasar:</b> 300mm, 12mm Segments, 20mm Bore, 3DDG, Stealth
B-13546	<b>Comet:</b> 300mm, 10mm Segments, 20mm Bore, 3DDG, Rapide, Cooling Holes
B-54031	<b>Nebula:</b> 300mm, 10mm Segments, 20mm Bore, Laser Welded

To see the full range of diamond blades visit [www.makitauk.com](http://www.makitauk.com)

# DISC CUTTERS

## 12" 4-Stroke Disc Cutter

EK7650H

Max. cutting depth	97mm
Max. wheel diameter	305mm/12"
Arbor	20mm
Cubic capacity	76cc
Horsepower	4hp (DIN)
Tank capacity	1.0 litres
Vibration (Front handle)	2.7 m/s <sup>2</sup>
Vibration (Rear handle)	1.8 m/s <sup>2</sup>
Dry weight	12.7kg

**SPRING ASSISTED RECOIL STARTER**

**AUTOMATIC DECOMPRESSION VALVE**

### WHY PICK A MAKITA 4-STROKE

- Lower running costs
- Lower fuel consumption
- Longer run time
- Less refuelling
- Less maintenance
- No cold start problems
- Smaller and lighter than a standard 4-stroke engine
- Lower emissions
- No mixing fuel and oil
- Reduce accidental engine damage
- No need for oil at the work area



**MM4**

**EK7650H**

STANDARD EQUIPMENT: Tool kit, dust suppression kit. Wheel not included.

## 14" Petrol Disc Cutter

EK7301

Max. cutting depth	122mm
Max. wheel diameter	355mm/14"
Arbor	25.4mm
Cubic capacity	73cc
Horsepower	5.1hp (DIN)
Tank capacity	1.1 litres
Vibration (Front Handle)	7.0m/s <sup>2</sup>
Vibration (Back Handle)	4.9m/s <sup>2</sup>
Dry weight	10.1kg

**SCAVENGING LOSSES REJECTION**



**EK7301**

STANDARD EQUIPMENT: Tool kit, dust suppression kit. Wheel not included.

# CONCRETE PLANERS / POLISHERS

## 125mm Concrete Planer

PC5010C

Input Wattage	1,400W
Wheel Diameter	125mm
Bore	22.23mm
No Load Speed	4,000-9,000rpm
Net Weight	2.5-3.6kg

**ANTI-RESTART CURRENT LIMITER**



**SJS**  
SUPER JOINT SYSTEM



**PC5010C**

STANDARD EQUIPMENT: Lock nut wrench.

## 125mm Concrete Planer

PC5001

Wheel diameter	125mm
Bore	22mm
Spindle	M14
No load speed	10,000rpm
Input wattage	1,400w
Net weight	5.1kg



**PC5001C** Roller + planer guide

STANDARD EQUIPMENT: Offset diamond wheel, lock nut wrench, hex wrench, dust bag, carry case.



## Wet Stone Polisher

PW5000

Pad size	100mm
Spindle	M14
No load speed	2,000-4,000rpm
Input wattage	900w
Net weight	2.3kg



**PW5000C**

STANDARD EQUIPMENT: Rubber pad, side grip, wrench, carry case.





# ANGLE GRINDER CHART

Model	Input Wattage & Voltage	Technology	Switch Type	Switch / Trigger (Lock)	Anti-restart Function	Double Insulation	Variable Speed	Mechanical Brake	Electric Brake	Torque Limiter	Constant Speed	Soft Start	Bore Diameter (mm)	No Load Speed (rpm)	Net Weight (kg)
<b>100mm Angle Grinders</b>															
GA4030R	720W		Slide	On	•	•						•	16	11,000	1.72-2.01
GA4034	720W		Paddle	Off									16	11,000	1.77-2.06
<b>115mm Angle Grinders</b>															
GA004G	40v Cordless	BL,AFT	Slide	On	•	•						•	22.23	8,500	2.9-3.6
GA012G	40v Cordless	BL,AFT	Paddle	Off	•	•						•	22.23	8,500	3.0-3.6
DGA450	14.4V Cordless		Slide	On	•	•							22.23	10,000	2.20-2.92
DGA452	18V Cordless		Slide	On	•	•							22.23	10,000	2.06-2.71
DGA463	18V Cordless	BL	Slide	On	•	•							22.23	3,000-8,500	2.3-3.0
DGA467/DGA469	18V Cordless	BL	Paddle	Off	•	•							22.23	3,000-8,500	2.4-3.1
GA4530R	720W		Slide	On	•	•							22.23	11,000	1.88-2.22
GA4534	720W		Paddle	Off									22.23	11,000	1.98-2.31
9557NBR	840W		Slide	On	•	•							22.23	11,000	1.7-2.4
9564PCV	1,400W	SJS	Paddle	Off	•	•						•	22.23	2,800-12,000	2.4-2.7
GA4540R01	1,100W	SJSII	Slide	On	•	•							22.23	11,000	2.4-2.8
GA4541R01	1,100W	SJSII	Slide	On	•	•							22.23	11,000	2.7-3.0
GA4540C	1,400W	SJSII	Slide	On	•	•							22.23	2,800-11,000	2.4-2.8
GA4541CT01	1,400W	SJSII	Slide	On	•	•							22.23	2,800-11,000	2.7-3.0
GA4550	1,300W		Paddle	Off	•	•							22.23	11,000	2.4-2.8
GA4550R	1,300W		Paddle	Off	•	•							22.23	11,000	2.4-2.8
<b>125mm Angle Grinders</b>															
GA005G	40v Cordless	BL,AFT	Slide	On	•	•						•	22.23	8,500	2.9-3.6
GA013G	40v Cordless	BL,AFT	Paddle	Off	•	•						•	22.23	8,500	3.0-3.6
DGA513	18V Cordless	BL	Slide	On	•	•							22.23	3,000-8,500	2.4-3.0
DGA517/DGA519	18V Cordless	BL	Paddle	Off	•	•							22.23	3,000-8,500	2.4-3.1
GA5030R	720W		Slide	On	•	•							22.23	11,000	1.91-3.06
GA5034	720W		Paddle	Off	•	•							22.23	11,000	2.0-3.15
9558NBR	840W		Slide	On	•	•							22.23	11,000	1.7-3.2
9565PZ	1,100W	SJS	Paddle	Off	•	•							22.23	12,000	2.4-2.7
9565PCV	1,400W	SJS	Paddle	Off	•	•						•	22.23	2,800-12,000	2.4-3.5
GA5021	1050W	SJS	Trigger	Off	•	•							22.23	12,000	2.7-3.9
GA5021C	1450W	SJS	Trigger	Off	•	•							22.23	10,000	2.9-4.1
GA5040R01	1,100W	SJSII	Slide	On	•	•							22.23	11,000	2.5-3.6
GA5041R01	1,100W	SJSII	Slide	On	•	•							22.23	11,000	2.7-3.8
GA5040C	1,400W	SJSII	Slide	On	•	•							22.23	2,800-11,000	2.5-3.6
GA5041CT01	1,400W	SJSII	Slide	On	•	•							22.23	2,800-11,000	2.7-3.8
GA5050	1,300W		Paddle	Off	•	•							22.23	11,000	2.5-2.8
GA5050R	1,300W		Paddle	Off	•	•							22.23	11,000	2.5-2.8
GA5080RX05	1,400W	SJS	Slide	On	•	•							22.23	12,000	2.5-3.6
<b>180mm Angle Grinders</b>															
DGA700	2x18v Cordless	BL	Trigger	Off	•	•							22.23	7,800	5.0-6.0
GA7020	110V-1,650W		Trigger	Off	•	•							22.23	8,500	5.56-6.06
GA7020	240V-2,000W		Trigger	Off	•	•							22.23	8,500	5.56-6.06
GA7040S01	2,400W		Trigger	Off	•	•							22.23	8,500	6.45-6.95
GA7050	2,000W		Trigger	Off/On	•	•							22.23	8,500	3.98-5.0
GA7070X1	110V-2,200W	AFT	Paddle	Off/On	•	•							22.23	8,500rpm	6.1-6.6
GA7070X1	240V-2,800W	AFT	Paddle	Off/On	•	•							22.23	8,500rpm	6.1-6.6
GA7071X1	110V-2,200W	AFT	Paddle	Off/On	•	•							22.23	8,500rpm	6.2-6.7
GA7071X1	240V-2,800W	AFT	Paddle	Off/On	•	•							22.23	8,500rpm	6.2-6.7
<b>230mm Angle Grinders</b>															
DGA900/901	2x18v Cordless	BL	Trigger	Off	•	•							22.23	6,000	5.2-8.0
GA9020	110V-1,650W		Trigger	Off	•	•							22.23	6,600	5.76-8.05
	240V-2,000W		Trigger	Off	•	•							22.23	6,600	5.76-8.05
GA9020S	110V-1,650W		Trigger	Off	•	•							22.23	6,600	5.85-8.14
	240V-2,000W		Trigger	Off	•	•							22.23	6,600	5.85-8.14
GA9040S	2,400W		Trigger	Off	•	•							22.23	6,600	6.65-8.94
GA9050	2,000W		Trigger	Off/On	•	•							22.23	6,600	4.64-6.94
GA9070X1	110V-2,200W	AFT	Paddle	Off/On	•	•							22.23	6,600rpm	6.3-8.5
GA9070X1	240V-2,800W	AFT	Paddle	Off/On	•	•							22.23	6,600rpm	6.3-8.5
GA9071X1	110V-2,200W	AFT	Paddle	Off/On	•	•							22.23	6,600rpm	6.4-8.5
GA9071X1	240V-2,800W	AFT	Paddle	Off/On	•	•							22.23	6,600rpm	6.4-8.5

## 100MM / 115MM ANGLE GRINDERS

### 100mm Angle Grinder

GA4030R

Wheel size	100mm
Bore size	16mm
No load speed	11,000rpm
Input wattage	720w
Net weight	1.72-2.01kg

**SLIM BODY**  
**ANTI-RESTART**



#### GA4030R

STANDARD EQUIPMENT: Wheel, wrench, side handle.

### 100mm Angle Grinder

GA4034

Wheel size	100mm
Bore size	16mm
Spindle size	M10 x 1.5mm
No load speed	11,000rpm
Input wattage	720w
Net weight	1.77-2.06kg

**SLIM BODY**  
**PADDLE SWITCH**



#### GA4034

STANDARD EQUIPMENT: Wheel, wrench, side handle.

### 115mm Angle Grinder

GA4530R

Wheel Size	115mm
Bore Diameter	22.23mm
Input Wattage	720W
No Load Speed	11,000 rpm
Net Weight	1.88-2.22kg

**SLIM BODY**  
**ANTI-RESTART**



#### GA4530R

**GA4530RKD** Diamond blade, case

STANDARD EQUIPMENT: Wheel, wrench, side handle, carry case RKD only.

### 115mm Angle Grinder

9557

Wheel size	115mm
Bore size	22.23mm
Spindle size	M14 x 2mm
No load speed	11,000rpm
Input wattage	840w
Net weight	1.7-2.4kg

**ANTI-RESTART**



#### 9557NBR

**9557NBRX1** Diamond blade

STANDARD EQUIPMENT: Wheel, wrench, side handle, (9557NBRX1 only) Diamond blade, abrasive wheel, 2 x guards.

### 115mm Angle Grinder

GA4540R01

Wheel diameter	115mm
Bore diameter	22.23mm
Max thickness	6mm
No load speed	11,000rpm
Input wattage	1,100w
Net weight	2.4-2.8kg

**ANTI-RESTART**  
**AVT HANDLE**



#### GA4540R01

STANDARD EQUIPMENT: Wheel, wrench, side handle, cutting wheel cover set.

### 115mm Angle Grinder

GA4540C

Wheel diameter	115mm
Bore diameter	22.23mm
Max thickness	6mm
No load speed	2,800 - 11,000rpm
Input wattage	1,400w
Net weight	2.4-2.8kg

**ANTI-RESTART**



#### GA4540C

STANDARD EQUIPMENT: Wheel, wrench, side handle, cutting wheel cover set.



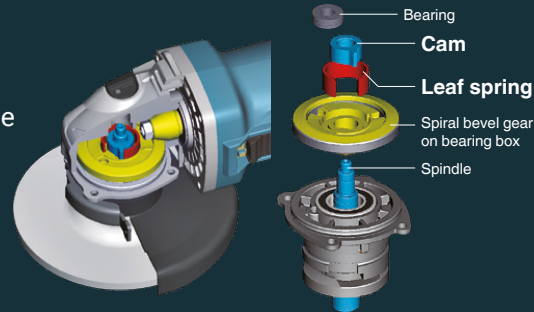
# SJSII: REDUCES ANGLE GRINDER VIBRATION

The updated super joint system has dramatically lowered the vibration of our grinders. The leaf spring absorbs vibration and relieves shock during operation by up to 12.5% in comparison to the original super joint system.

When using the anti vibration handle it can relieve vibration by up to 25% over the original super joint system.

## SJSII

SUPER JOINT SYSTEM



GA4540R01

## 115MM / 125MM ANGLE GRINDERS

### 115mm Angle Grinder

GA4541R01

Wheel diameter	115mm
Bore diameter	22.23mm
Max thickness	6mm
No load speed	11,000rpm
Input wattage	1,100w
Net weight	2.7-3.0kg

**MECHANICAL BRAKE  
ANTI RESTART**



#### GA4541R01

STANDARD EQUIPMENT: Wheel, wrench, side handle, cutting wheel cover set.



### 115mm Angle Grinder

GA4534

Wheel size	115mm
Bore size	22.23mm
Spindle size	M14 x 2mm
No load speed	11,000rpm
Input wattage	720w
Net weight	1.98-2.31kg

**SLIM BODY  
PADDLE SWITCH**



#### GA4534 Paddle switch

STANDARD EQUIPMENT: Wheel, wrench, side handle.



### 115mm Angle Grinder

9564PCV

Wheel size	115mm
Bore size	22.23mm
Spindle size	M14 x 2mm
No load speed	2,800-12,000rpm
Input wattage	1,400w
Net weight	2.4-2.7kg

**PADDLE SWITCH  
CURRENT LIMITER**



#### 9564PCV Paddle switch

STANDARD EQUIPMENT: Wheel, wrench, side handle, cutting wheel cover set.



### 115mm Angle Grinder

GA4550  
GA4550R

Wheel Diameter	115mm
Bore Diameter	22.23mm
Max Wheel Thickness	7.2mm
No Load Speed	11,000rpm
Input Wattage	110V: 1,200W 240V: 1,300W
Net Weight	2.4-2.8kg

**GA4550: PADDLE SWITCH  
GA4550R: PADDLE SWITCH  
ANTI-RESTART**



#### GA4550

#### GA4550R Soft Start / Anti-restart

STANDARD EQUIPMENT: Grinding wheel, side handle, wrench.



### 125mm Angle Grinder

GA5030R

Wheel Size	125mm
Bore diameter	22.23mm
Input wattage	720W
No load speed	11,000 rpm
Net weight	1.91-3.06kg

**SLIM BODY  
ANTI RESTART**



#### GA5030R

STANDARD EQUIPMENT: Wheel, wrench, side handle.



# 125MM ANGLE GRINDERS

# 125MM ANGLE GRINDERS

## 125mm Angle Grinder GA5080RX05

Wheel Diameter	125mm
Input Wattage	1,400W
Bore Diameter	22.23mm
Max Wheel Thickness	6mm
No Load Speed	12,000rpm
Net Weight	2.5 - 3.6kg

ANTI RESTART



### GA5080RX05

STANDARD EQUIPMENT: Side handle, dust cover attachment A, B & C, grinding wheel.

## 125mm Angle Grinder 9558NBR

Wheel size	125mm
Bore size	22.23mm
Spindle size	M14 x 2mm
No load speed	11,000rpm
Input wattage	840w
Net weight	1.7-3.2kg

ANTI RESTART



### 9558NBR

STANDARD EQUIPMENT: Wheel, wrench, side handle.

## 125mm Angle Grinder GA5034

Wheel size	125mm
Bore size	22.23mm
Spindle size	M14 x 2mm
No load speed	11,000rpm
Input wattage	720w
Net weight	2.0-3.15kg

PADDLE SWITCH



### GA5034

STANDARD EQUIPMENT: Wheel, wrench, side handle.

## 125mm Angle Grinder GA5040R01

Wheel diameter	125mm
Bore diameter	22.23mm
Max thickness	6mm
No load speed	11,000rpm
Input wattage	1,100w
Net weight	2.5-3.6kg

ANTI RESTART  
AVT HANDLE



### GA5040R01

STANDARD EQUIPMENT: Wheel, wrench, side handle, cutting wheel cover set.

## 125mm Angle Grinder GA5040C

Wheel diameter	125mm
Bore diameter	22.23mm
Max thickness	6mm
No load speed	2,800 - 11,000rpm
Input wattage	1,400w
Net weight	2.5-3.6kg

ANTI RESTART



### GA5040C

STANDARD EQUIPMENT: Wheel, wrench, side handle, cutting wheel cover set.

## 125mm Angle Grinder GA5041R01

Wheel diameter	125mm
Bore diameter	22.23mm
Max thickness	6mm
No load speed	11,000rpm
Input wattage	1,100w
Net weight	2.7-3.8kg

MECHANICAL BRAKE  
ANTI RESTART



### GA5041R01

STANDARD EQUIPMENT: Wheel, wrench, side handle, cutting wheel cover set.

## 125mm Angle Grinder GA5041CT01

Wheel diameter	125mm
Bore diameter	22.23mm
Max thickness	6mm
No load speed	2,800 - 11,000rpm
Input wattage	1,400w
Net weight	2.7-3.8kg

AVT SIDE GRIP  
EZYCHANGE FLANGE  
MECHANICAL BRAKE  
ANTI RESTART



### GA5041CT01

STANDARD EQUIPMENT: Wheel, wrench, side handle, cutting wheel cover set.

## 125mm Angle Grinder 9565PZ

Input wattage	1,100W
No load speed	12,000 rpm
Wheel diameter	125mm
Bore diameter	22.23mm
SJS system	Yes
Net weight	2.4-2.7kg

PADDLE SWITCH



### 9565PZ

STANDARD EQUIPMENT: Wrench, side handle.

## 125mm Angle Grinder 9565PCV

Wheel size	125mm
Bore size	22.23mm
Spindle size	M14 x 2mm
No load speed	2,800-12,000rpm
Input wattage	1,400w
Net weight	2.4-3.5kg

PADDLE SWITCH  
CURRENT LIMITER



### 9565PCV Paddle switch

STANDARD EQUIPMENT: Wheel, wrench, side handle, cutting wheel cover set.

## 125mm Angle Grinder GA5050 GA5050R

Wheel Diameter	125mm
Bore Diameter	22.23mm
Max Wheel Thickness	7.2mm
No Load Speed	11,000rpm
Input Wattage	110V: 1,200W 240V: 1,300W
Net Weight	2.5-2.8kg

GA5050: PADDLE SWITCH  
GA5050R: PADDLE SWITCH  
ANTI-RESTART



### GA5050

GA5050R Soft Start / Anti-restart

STANDARD EQUIPMENT: Grinding wheel, side handle, wrench.

## 125mm Angle Grinder GA5021

Wheel size	125mm
Bore size	22.23mm
No load speed	GA5021: 12,000rpm GA5021C: 10,000rpm
Input wattage	GA5021: 1,050w GA5021C: 1,450w
Net weight	GA5021: 2.7-3.9kg GA5021C: 2.9-4.1kg

GA5021C FEATURES:  
ELECTRONIC CURRENT LIMITER,  
ANTI RESTART AND CONSTANT  
SPEED CONTROL



### GA5021

GA5021C Anti-vibration side handle

STANDARD EQUIPMENT: Side handle, lock nut wrench, abrasive wheel.

# 180MM ANGLE GRINDERS

# 230MM ANGLE GRINDERS

## 180mm Angle Grinder GA7020

Wheel size	180mm
Bore size	22.23mm
Spindle size	M14 x 2mm
Wire cup brush	110mm
No load speed	8,500rpm
Input wattage	2,000w
Net weight	5.56-6.06kg



**GA7020**  
STANDARD EQUIPMENT: Lock nut wrench, side handle.

## 180mm Angle Grinder GA7040S01

Wheel size	180mm
Bore size	22.23mm
Spindle size	M14 x 2mm
No load speed	8,500rpm
Input wattage	2,400w
Net weight	6.45-6.95kg

**ROTATABLE REAR HANDLE**



**GA7040S01/1** Soft start  
STANDARD EQUIPMENT: Lock nut wrench, anti vibration side handle.

## 230mm Angle Grinder GA9070X1

Wheel Diameter	230mm
Bore Size	22.23mm
Max Wheel Thickness	6.5mm
No load speed	6,600 rpm
Input wattage	110V = 2,200W 240V = 2,800w
Net Weight	6.3 – 8.5kg

**ANTI-RESTART  
PADDLE SWITCH**



**GA9070X1**  
STANDARD EQUIPMENT: Lock nut wrench, anti-vibration side handle.




**AFT**

## 180mm Angle Grinder GA7070X1

Wheel Diameter	180mm
Bore Size	22.23mm
Max Wheel Thickness	7.2mm
No load speed	8,500 rpm
Input wattage	110V = 2,200W 240V = 2,800w
Net Weight	6.1 – 6.6kg

**ANTI-RESTART  
PADDLE SWITCH**



**GA7070X1**  
STANDARD EQUIPMENT: Lock nut wrench, anti-vibration side handle.



**AFT**

## 230mm Angle Grinder GA9071X1

Wheel Diameter	230mm
Bore Size	22.23mm
Max Wheel Thickness	6.5mm
No load speed	6,600 rpm
Input wattage	110V = 2,200W 240V = 2,800w
Net Weight	6.4 – 8.5kg

**ANTI-RESTART  
PADDLE SWITCH**



**GA9071X1**  
STANDARD EQUIPMENT: Lock nut wrench, anti-vibration side handle.



**AFT**

## 230mm Angle Grinder GA9020

Wheel size	230mm
Bore size	22.23mm
Spindle size	M14 x 2mm
Wire cup brush	110mm
No load speed	6,600rpm
Input wattage	2,000w
Net weight	GA9020: 5.76-8.05kg GA9020S: 5.85-8.14kg



**GA9020**  
**GA9020S** Soft start  
**GA9020KD** Case + Diamond blade  
STANDARD EQUIPMENT: Lock nut wrench, side handle.



## 180mm Angle Grinder GA7071X1

Wheel Diameter	180mm
Bore Size	22.23mm
Max Wheel Thickness	7.2mm
No load speed	8,500 rpm
Input wattage	110V = 2,200W 240V = 2,800w
Net Weight	6.2 – 6.7kg

**ANTI-RESTART  
PADDLE SWITCH**



**GA7071X1**  
STANDARD EQUIPMENT: Lock nut wrench, anti-vibration side handle.



**AFT**

## 230mm Angle Grinder GA9040S

Wheel size	230mm
Bore size	22.23mm
Spindle size	M14 x 2mm
No load speed	6,600rpm
Input wattage	2,400w
Net weight	6.65-8.94kg

**ROTATABLE REAR HANDLE**



**GA9040S** Soft start  
STANDARD EQUIPMENT: Lock nut wrench, anti vibration side handle.



## 230mm Angle Grinder GA9050

Wheel size	230mm
Bore size	22.23mm
Spindle size	M14 x 2mm
No load speed	6,600rpm
Input wattage	2,000w
Net weight	4.64-6.94kg



**GA9050**  
STANDARD EQUIPMENT: Lock nut wrench, side handle.





# DIE GRINDERS / STRAIGHT GRINDERS

# SHEARS / NIBBLERS / METAL CUTTER

Die Grinder	GD0602
Collet capacity	8mm
No load speed	25000rpm
Input wattage	400w
Net weight	1.41-1.57kg



### GD0602

STANDARD EQUIPMENT: Collet cone, wrench.

Die Grinder	GD0600
Collet capacity	6mm
No load speed	25,000rpm
Input wattage	400w
Dimensions (l x w x h)	285 x 74 x 74mm
Net weight	1.71-1.87kg



### GD0600 Paddle switch

STANDARD EQUIPMENT: 2 x 13mm hex wrench, 6mm collet cone.

8mm Die Grinder	GD0801C GD0811C
Collet size 3mm, 6mm, 8mm, 1/4", 1/8"	<b>PADDLE SWITCH</b>
Max collet size	8mm
Input wattage	750W
No load speed	
GD0801C: 7,000 - 29,000rpm	
GD0811C: 1,800 - 7,000rpm	
Max dia. of wheel point	
GD0801C: 25mm	
GD0811C: 50mm	
Net weight	
GD0801C: 1.96-1.97kg	
GD0811C: 1.99-2.0kg	



### GD0801C High speed GD0811C Low speed

STANDARD EQUIPMENT: Wrenches 13mm and 19mm, 6mm collet cone, side handle.

Die Grinder	GD0800 GD0810
Collet capacity	8mm
No load speed	
GD0810C: 1,800 - 7,000rpm	
GD0800C: 7,000 - 28,000rpm	
Input wattage	750w
Net weight	
GD0800C: 1.88kg	
GD0810C: 1.90kg	



### GD0800C High speed GD0810C/1 Low speed - 110v only

STANDARD EQUIPMENT: Wrenches 13mm and 19mm, 6mm collet cone.

125mm Straight Grinder	GS5000
Input wattage	750W
No load speed	5,600 rpm
Wheel diameter	125mm
Max thickness	20mm
Bore diameter	20mm
Net weight	5.0-5.2kg



### GS5000

STANDARD EQUIPMENT: Pin spanner.

150mm Straight Grinder	GS6000
Input wattage	750W
No load speed	5,600 rpm
Wheel diameter	150mm
Max thickness	20mm
Bore diameter	20mm
Net weight	5.2-5.4kg



### GS6000

STANDARD EQUIPMENT: Pin spanner.

Straight Shear	JS1601
Max cut in steel 400N/mm <sup>2</sup>	1.6mm
Max cut in steel 600N/mm <sup>2</sup>	1.2mm
Max cut in steel 800N/mm <sup>2</sup>	0.8mm
Max cut in Ali 200N/mm <sup>2</sup>	2.5mm
Strokes per min	4,500spm
Input wattage	380w
Net weight	1.4kg



### JS1601

STANDARD EQUIPMENT: hex wrench, thickness gauge.

Metal Shear	JS1602
Max cutting capacities	
Mild steel	1.6mm
Stainless steel	1.2mm
Aluminium	2.5mm
Minimum cutting radius	30mm
No load speed	4,000 spm
Input wattage	380w
Net weight	1.6kg



### JS1602

STANDARD EQUIPMENT: Hex wrench.

Metal Shear	JS3201
Input wattage	710W
No load speed	1,600 rpm
Max cutting capacities	
Mild steel (up to 400N/mm <sup>2</sup> )	3.2mm
Stainless steel (up to 600N/mm <sup>2</sup> )	2.5mm
Stainless steel (up to 800N/mm <sup>2</sup> )	1.5mm
Aluminium (up to 200N/mm <sup>2</sup> )	4.0mm
Minimum cutting radius	50mm
Net weight	3.4kg



### JS3201J

STANDARD EQUIPMENT: hex wrench, thickness gauge, shear blade set, carry case.

Metal Nibbler	JN3201
Input wattage	710W
No load speed	1,300 rpm
Max cutting capacities	
Mild steel (up to 400N/mm <sup>2</sup> )	3.2mm
Stainless steel (up to 600N/mm <sup>2</sup> )	2.5mm
Stainless steel (up to 800N/mm <sup>2</sup> )	1.0mm
Aluminium (up to 200N/mm <sup>2</sup> )	3.5mm
Net weight	3.4kg



### JN3201J

STANDARD EQUIPMENT: Punch, die, wrench, hex wrench, carry case.

Metal Nibbler	JN1601
Max. cut in mild steel	1.6mm
Max. cut in stainless steel	1.2mm
Min. cutting	Outside Edge 50mm
Radius	Inside Edge 45mm
Strokes per minute	2,200spm
Input wattage	550w
Net weight	1.6kg



### JN1601

STANDARD EQUIPMENT: 3mm hex wrench, punch and die set, wrench holder.

Metal cutter	4131
Wheel diameter	185mm
Max. cut	63mm
No load speed	3,500rpm
Input wattage	1,100w
Net weight	4.8kg



### 4131

STANDARD EQUIPMENT: Blade, wrench, goggles.


## Aluminium Groove Cutter

CA5000XJ

Input Wattage	1,300W
No Load Speed	2,600 - 6,400rpm
Bore Size	20mm
Net Weight	4.7kg

Cutter Blade Diam (supplied)	118mm
Cutting Capacity with Guide Rail	11mm
Cutting Capacity w/o Guide Rail	19mm

TCT Blade Diam (Optional)	165mm
Cutting Capacity with Guide Rail	36mm
Cutting Capacity w/o Guide Rail	41mm



### CA5000XJ

STANDARD EQUIPMENT: Cutter blade, hex wrench, plate complete, carry case.


## TCT Cut-off Saw

LC1230N

Wheel diameter	305mm
Hole diameter	25.4mm
Max. cut	@ 90° ø115mm @ 45° ø90mm
No load speed	1,300rpm
Input wattage	1,650W
Net weight	19.3kg

Recommended Wheel: B-23123

**MOVING PIVOT POINT REDUCES LOAD ON THE BLADE.**



### LC1230N

STANDARD EQUIPMENT: TCT blade, socket wrench.

## Abrasive Cut-Off Saw

LW1401S

Wheel Diameter	355 mm
Bore size	25.4 mm
Max Cut.	127mm
Input Wattage	110V: 1650W
Input Wattage	240V: 2000W
Max Wheel Thickness	3mm
No Load Speed	3,800rpm
Net weight	18.3 kg

Recommended Wheel: B-10665-5



### LW1401S

STANDARD EQUIPMENT: Abrasive wheel, socket wrench.

## Abrasive Cut-Off Saw

LW1400

Wheel Diameter	355mm
Bore Size	25.4mm
Max Cut.	127mm
Input Wattage	110V: 1,650W
Input Wattage	240V: 2,200W
Max Wheel Thickness	3.0mm
No Load Speed	3,800rpm
Weight	18.7kg

**TOOL-LESS BLADE CHANGE GUIDE ADJUSTMENT**

Recommended Wheel: B-10665-5



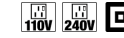
### LW1400

STANDARD EQUIPMENT: Abrasive Wheel.

## Paddle Mixer

UT2204

Max diameter	220mm
Shaft diameter	12mm
Tool holder shank	M14
No load speed	550rpm
Input wattage	850w
Net weight	2.7kg



### UT2204

STANDARD EQUIPMENT: Side handle, wrenches.

## Paddle Mixer

UT1400

Power input	110v	240v
Rated speed	1050W	1300W
Rated speed	0-560rpm	0-580rpm
Tool holder shank	M14 (f)	M14 (f)
Mixing capacity	50kg	50kg
Max paddle dia	140mm	140mm
Net weight	5.2Kg	5.2Kg



### UT1400

## Paddle Mixer

UT1600

Power input	110v	240v
Rated speed (L)	1500W	1800W
Rated speed (L)	0-210rpm	0-250rpm
Rated speed (H)	0-480rpm	0-580rpm
Tool holder shank	M14 (f)	M14 (f)
Mixing capacity	80kg	80kg
Max paddle dia	180mm	180mm
Net weight	7.1Kg	7.1Kg



### UT1600

## Paddle Mixer

UT1200

Power input	110v	240v
Rated speed	850W	960W
Rated speed	0-400rpm	0-360rpm
Tool holder shank	M14 (f)	M14 (f)
Mixing capacity	30kg	30kg
Max paddle dia	120mm	120mm
Net weight	3.2Kg	3.2Kg



### UT1200

## Paddle Mixer

UT1401

Power input	110v	240v
Rated speed (L)	1050W	1300W
Rated speed (L)	0-250rpm	0-250rpm
Rated speed (H)	0-450rpm	0-450rpm
Tool holder shank	M14 (f)	M14 (f)
Mixing capacity	50kg	50kg
Max paddle dia	140mm	140mm
Net weight	5.5Kg	5.5Kg



### UT1401

## Heat Gun HG6531CK

Input Wattage 110V	1,400W
Input Wattage 240V	2,000W
Temperature	50 - 650°C
Cooling mode/Temp	50°C
Air Flow	200-550 l/min
Net Weight	0.71kg



**14x PRE-SET FUNCTION SETTINGS FOR DIFFERENT APPLICATIONS**



### HG6531CK

STANDARD EQUIPMENT: Glass protection nozzle, wide slot nozzle, reflector nozzle, reduction nozzle, overlap welding nozzle, weld nozzle, solder sleeves reflector, pressure roller, carry case.

## Heat Gun HG5030K

Input Wattage 110V	1,300W
Input Wattage 240V	1,600W
Heat Settings	2 Settings
Temperature 110V	400-550°C
Temperature 240V	350-500°C
Air Flow 110V	200-400 l/min
Air Flow 240V	300-500 l/min
Net Weight	0.56kg



### HG5030K

STANDARD EQUIPMENT: Glass protection nozzle, reflector nozzle, reduction nozzle, wide slot nozzle, scraper, carry case.

## Auto-feed Screwdriver 6843

Max. dry wall screw	4mm x 55mm
Screw range	25mm - 55mm
No load speed	6,000rpm
Input wattage	470w
Net weight	2.0-2.7kg



### 6843

STANDARD EQUIPMENT: Carry case, 3 x Phillips bit, carry case.

## Drywall Screwdriver FS2300

No load speed	0-2,500rpm
Driving shank	¼" Hex
Capacity drywall screw	5mm
Capacity self drilling screw	6mm
Torque	15/25Nm
Input wattage	570w
Net weight	1.6kg



**SILENT CLUTCH**



### FS2300

STANDARD EQUIPMENT: Phillips insert bit, magnetic bit holder.

## Drywall Screwdriver FS4300

No Load Speed	0-4,000rpm
Driving shank	¼" Hex
Capacity drywall screw	5mm
Capacity self drilling screw	6mm
Torque	10/16Nm
Input wattage	570w
Net weight	1.4kg



**SILENT CLUTCH**



### FS4300

STANDARD EQUIPMENT: Phillips insert bit, magnetic bit holder.

## Drywall Screwdriver FS6300

No load speed	0-6,000rpm
Driving shank	¼" Hex
Capacity drywall screw	4mm
Torque	6/11Nm
Input wattage	570w
Net weight	1.4kg



**SILENT CLUTCH**



### FS6300

STANDARD EQUIPMENT: Phillips insert bit, magnetic bit holder.

## Tek Screwdriver FS2500

No load speed	0-2,500rpm
Driving shank	¼" Hex
Capacity drywall screw	5mm
Capacity self drilling screw	6mm
Torque	17/29Nm
Input wattage	570w
Net weight	1.5kg



**TEK APPLICATIONS**



### FS2500

STANDARD EQUIPMENT: Magnetic socket bit 5/16"

## Torque Adjustable Screwdriver FS2700

No load speed	0-2,500rpm
Driving shank	¼" Hex
Capacity drywall screw	6mm
Capacity self drilling screw	Hex 6mm
Torque	18-32Nm
Input wattage	570w
Net weight	1.8kg



**TORQUE ADJUSTABLE**



### FS2700

STANDARD EQUIPMENT: Phillips bit.

## T-type Impact Driver TD0101F

Driving shank	¼" Hex
Machine screw	M4-M8
Standard bolt	M5-M14
High tensile bolt	M5-M10
Max torque	90Nm
No load speed	0-3500 rpm
Impacts per min	0-3000 bpm
Input wattage	230w
Net weight	0.99kg



### TD0101F

STANDARD EQUIPMENT: Phillips bit.



# IMPACT WRENCHES

# JIGSAWS

## ½" Impact Wrench TW0200

Bolt range	M10-M16
Max. socket size	32mm A/F
Drive	1/2" Square
Max. torque	200Nm
Impacts per minute	0-2,200ipm
No load speed	0-2,200rpm
Input wattage	380w
Net weight	2.1kg



### TW0200

STANDARD EQUIPMENT: 3 x socket, carry case.

## ½" Impact Wrench TW0250

Drive	½" square
Standard bolt	M10-M20
High tensile bolt	M10-M14
Max torque	250Nm
Impacts per minute	0-2300ipm
No load speed	0-2300rpm
Input wattage	500w
Net weight	2.1kg




### TW0250

STANDARD EQUIPMENT: 1 x 24mm socket, carry case.

## ½" Impact Wrench TW0350

Bolt range	M12-M22
Max. socket size	32mm A/F
Drive	½" Square
Max. torque	350Nm
Impacts per minute	2,000ipm
No load speed	2,000rpm
Input wattage	400w
Net weight	3.0kg



### TW0350

STANDARD EQUIPMENT: 1 x 24mm socket, carry case.

## ¾" Impact Wrench 6906

Bolt range	M16-M22
Max. socket size	36mm A/F
Drive	3/4" Square
Max. torque	588Nm
Impacts per minute	1,600ipm
No load speed	1,500rpm
Input wattage	650w
Net weight	5.6kg



### 6906

STANDARD EQUIPMENT: 1 x socket (32 x 56), 4mm hex wrench, side handle, carry case.

## 1" Impact Wrench TW1000

Bolt range	M24-M30
High tensile	M22-M24
Max. socket size	41mm A/F
Drive	1" Square
Max. torque	1,000Nm
Impacts per minute	1,500ipm
No load speed	1,400rpm
Input wattage	1,200w
Net weight	8.8kg



### TW1000

STANDARD EQUIPMENT: Side handle, 1 x 41mm socket, carry case.

## Jigsaw - Orbital Action 4329

Max. in steel	6mm
Max. in wood	65mm
Length of stroke	18mm
Strokes per minute	500-3,100spm
Input wattage	450W
Net weight	1.9kg



### 4329

STANDARD EQUIPMENT: Blade, hex wrench.

## Jigsaw - Orbital Action JV0600

Max in steel	10mm
Max in wood	90mm
Max in aluminium	20mm
Length of stroke	23mm
Strokes per minute	500-3,100spm
Input wattage	650w
Net weight	2.4kg



TOOL-LESS BLADE CHANGE



### JV0600K

STANDARD EQUIPMENT: Blade, hex wrench, carry case.

## Jigsaw - Orbital Action 4350

Max. cut in wood	135mm
Max. cut in steel	10mm
Length of stroke	26mm
Strokes per minute	800-2,800spm
Input wattage	720W
Net weight	2.7kg



### 4350CT

#### 4350FCT Light

STANDARD EQUIPMENT: Assorted blade, hex wrench, anti splintering device, cover plate, dust nozzle, carry case.

## Jigsaw - Orbital Action 4351

Max. cut in wood	135mm
Max. cut in steel	10mm
Length of stroke	26mm
Strokes per minute	800-2,800spm
Input wattage	720W
Net weight	2.6kg



TOOL-LESS BLADE CHANGE



### 4351FCT Light

STANDARD EQUIPMENT: Assorted blade, hex wrench, anti splintering device, cover plate, dust nozzle, carry case.

# ACCESSORIES: JIGSAW BLADES

B-44410



B-44426



B-48527



Part No.	Description
B-44410	10pc Set: 2x B-10S, 2x B-16, 2x B-13, 2x B-23, 2x B-22
B-44426	10pc Set: 4x B-50, 2x B-51, 2x B-52, 2x B-53
B-48527	5pc Set: 2x B-50, 1x B-51, 1x B-52, 1x B-53

To see the full range of jigsaw blades visit [www.makita.com](http://www.makita.com)

## Reciprocating Saw

JR3051TK

Max. Cut in Wood	255mm
Max. Cut in Pipe	∅ 130mm
Strokes per Minute	0 - 3,000spm
Length of Stroke	30mm
Net Weight	3.2 - 3.3kg



### JR3051TK

STANDARD EQUIPMENT: Blades, carry case.

## Reciprocating Saw

JR3061T

Input Wattage	1,250W
Max. Cut in Wood	255mm
Max. Cut in Pipe	130mm∅
Strokes per Minute	0-3,000spm
Length of Stroke	32mm
Net Weight	3.8kg



### JR3061T

STANDARD EQUIPMENT: Blades.

## AVT Reciprocating Saw

JR3070

Max. cut in pipe	130mm	<b>ULTRA-LOW VIBRATION</b> <b>9.5 m/sec<sup>2</sup></b> <b>EN60745</b>
Max. cut in wood	255mm	
Length of stroke	32mm	
Strokes per minute	0-2,800spm	
Input wattage	1,510w	
Net weight	4.6kg	



ORBITAL ACTION



### JR3070CT

STANDARD EQUIPMENT: Blades, carry case.

**AVT**

## Biscuit Jointer

PJ7000

Blade diameter	100mm
Blade thickness	4mm
Hole diameter	22mm
No load speed	11,000rpm
Input wattage	700W
Net weight	2.8kg



### PJ7000

STANDARD EQUIPMENT: Cutter blade 100-4 x1, angle guide, lock nut wrench, set plate, dust bag, carry case.

## 165mm Plunge Saw

SP6000J

Blade diameter	165mm
Bore diameter	20mm
Max. cut @ 90°	55mm
45°	39mm
Input wattage	1,300w
No load speed	2,000-5,800rpm
Net weight	4.1kg



Recommended Blade: B-09298



### SP6000J

STANDARD EQUIPMENT: Carbide-tipped saw blade, hex wrench, carry case.

## 190mm Circular Saw

HS7611J

Input Wattage	1,600W
Blade Diameter	190mm
Bore Diameter	30mm
No Load Speed	5,500rpm
Max Cutting Capacity 0°	65mm
Max Cutting Capacity 45°	45mm
Net Weight	3.9kg



Recommended Blade B-07967



### HS7611J

STANDARD EQUIPMENT: TCT Saw blade, rip fence (guide rule), hex wrench, dust nozzle, carry case

## 165mm Circular Saw

HS6601

Blade Diameter	165mm
Bore Size	20mm
No Load Speed	5,200rpm
Max Cutting Capacity 0°	54.5mm
Max Cutting Capacity 45°	37.5mm
Input Wattage	1,050W
Net Weight	3.4kg



Recommended Blade: B-08159



### HS6601

STANDARD EQUIPMENT: Dust nozzle, guide rule, TCT saw blade, hex wrench.

## 190mm Circular Saw

HS7100

Blade diameter	190mm
Bore diameter	30mm
Max cut @ 90°	67mm
Max cut @ 45°	48.5mm
Max cut @ 50°	43.5mm
Input wattage	1,400W
No load Speed	5,500 rpm
Net weight	3.7kg



Recommended Blade: B-08224



### HS7100

STANDARD EQUIPMENT: Rip fence, Hex wrench, TCT saw blade, dust nozzle.

## 190mm Circular Saw HS7601J

Blade diameter	190mm
Bore Diameter	30mm
Max Cut @ 0°	66mm
Max Cut @ 45°	46mm
Input Wattage	1,200w
No Load Speed	5,200rpm
Net weight	3.8kg



Recommended Blade: B-07967



### HS7601J

STANDARD EQUIPMENT: TCT saw blade, hex wrench, rip fence (guide rule), dust nozzle, carry case.

## 210mm Circular Saw 5008MG

Blade diameter	210mm
Bore diameter	30mm
Max cut @ 0°	75.5mm (3")
Max cut @ 45°	57mm (2 1/4")
Max cut @ 50°	51.5mm (2")
Input wattage	1,800W 240v 1,570W 110v
No load speed	5,200rpm
Net weight	4.8kg



Recommended Blade: B-08377



**3" Depth of Cut**

### 5008MGJ/2 240v

### 5008MGJ/1 Electric Brake 110v

STANDARD EQUIPMENT: Rip fence, Hex wrench, TCT saw blade, carry case.

## 270mm Circular Saw HS0600

Blade Diameter	270mm
Bore Diameter	30mm
Max Cut @ 0°	101mm
Max Cut @ 45°	71mm
Max Cut @ 50°	63mm
No Load Speed	4,300 rpm
Net Weight	6.9kg



Recommended Blade: B-12859



### HS0600

STANDARD EQUIPMENT: TCT Saw blade, Dust Nozzle, Rip fence (guide rule), hex wrench.

## 190mm Circular Saw 5017RKB

Blade diameter	190mm
Bore diameter	30mm
Max. cut @ 90°	66mm
Max. cut @ 45°	46mm
Input wattage	1,400w
No load speed	4,800rpm
Net weight	5.5kg



Recommended Blade: B-08355



### 5017RKB/1

STANDARD EQUIPMENT: Carbide-tipped saw blade, rip fence (guide rule), hex wrench.

## 235mm Circular Saw 5903

Blade diameter	235mm
Bore diameter	30mm
Max. cut @ 90°	85mm
Max. cut @ 45°	64mm
Input wattage	1,550w
No load speed	4,500rpm
Net weight	7.2kg



Recommended Blade: B-08399



### 5903R/1 110v Only

### 5903RK + Case

STANDARD EQUIPMENT: Carbide-tipped saw blade, rip fence (guide rule), hex wrench. 5903RK only: carry case.

## 355mm Circular Saw 5143

Blade diameter	355mm
Bore diameter	30mm
Max. cut @ 90°	130mm
Max. cut @ 45°	90mm
Input wattage	2,200w
No load speed	2,700rpm
Net weight	12.5kg



Recommended Blade: B-08545



### 5143R Safety clutch

STANDARD EQUIPMENT: Carbide-tipped saw blade, rip fence (guide rule), hex wrench.

## Flip Over Saw LF1000

Blade diameter	260mm	• Soft start
Bore size	30mm	• Electronic brake
Depth of cut @ 90°	70mm	• Constant speed under load
Depth of cut @ 45°	48mm	• Table size 500 x 560mm
No load speed	2700rpm	• Aluminium cast base
Input	1650w	
Net weight	36kg	



Recommended Blade: B-09020

### Capacity as a table saw

90°	70mm
45°	48mm

### Capacity as a mitre saw

Mitre angle	Bevel angle	
	90°	45°(left)
90°	20 x 210mm	50 x 150mm
	or 68 x 155mm	
45° Left/right	68 x 95mm	



### LF1000

STANDARD EQUIPMENT: TCT blade, rip fence, bevel guide, push stick, blade guard, dust cover, dust bag, wrench.

## Table Saw 2704N

TCT blade diameter	260mm	• High rigidity delivers accurate cutting
Bore diameter	30mm	• Telescopic guide rail on which the rip fence slides along.
Main table	W:625mm L:567mm	• Capacity to rip 8ft x 4ft sheet
With sub table	W:1050mm L:060mm	• Electronic soft start and anti-restart.
No load speed	4,800rpm	• Electronic brake.
Input	1650w	• Powerful 1,650 watt motor.
Net weight	35.6-37.3kg	

Cutting angle	Depth
90°	93mm
45°	64mm
Angle settings	-0.5° to 45.5°

Recommended Blade: B-05072



### 2704N

### 2704NX1 + Stand 194093-8

STANDARD EQUIPMENT: TCT blade, rip fence, push stick, bevel guide rule, 22mm wrench, 19mm offset wrench.





## Table Saw MLT100N

Blade diameter	260mm
Bore diameter	30mm
Main table	W:610mm L:590mm
With sub table	W:760mm L:790mm
No load speed	4500rpm
Input wattage	1500w
Net weight	34.1kg

Cutting angle		Depth
90°		93mm
45°		64mm
Angle settings		0-45°



Recommended Blade: B-05072



**MLT100N**  
**MLT100NX1**  
+ Stand JM27000300

STANDARD EQUIPMENT: TCT blade, rip fence, push stick, mitre gauge, wrenches, triangular rule.

## 315mm Site Saw 2712

Blade diameter	315mm
Bore diameter	30mm
Main table	W:550mm L:800mm
Rear extension	W:400mm L:800mm
Input wattage	240v: 2,000W 110v: 1,650W
No load speed @ 50 Hz	2,950rpm
Bevel cutting capacity	0 to 45°
Cutting capacity @ 90°	85mm
Cutting capacity at 45°	58mm
Max cutting width	250mm
Net weight	54kg

Cutting angle		Depth
90°		85mm
45°		58mm
Angle settings		0-45°



Recommended Blade: JM27170001



**2712**

STANDARD EQUIPMENT: TCT blade, rip fence, push stick, push block, wrench, extension table.

## 305mm Table / Mitre Saw LH1201FL

Blade diameter	305mm
Bore diameter	30mm
No load speed	3,800rpm
Table saw capacity	52mm
Input wattage	1,650w
Net weight	20.9kg

		Bevel Angle	
Mitre Angle	0°	45° (left)	
0°	95x155mm	64x155mm	
	62x200mm	40x125mm	
45° (left)	95x110mm	64x65mm	
	62x135mm	40x125mm	
45° (right)	95x110mm	40x135mm	
	62x135mm		



Recommended Blade: B-08997



**LH1201FL**

STANDARD EQUIPMENT: TCT Saw blade, vertical vice, dust bag, rip fence, ring, triangular rule, push stick, blade cover, socket wrench, holder set.

## 260mm Table / Mitre Saw LH1040

Blade diameter	260mm
Bore diameter	30/25mm
Max mitre range	45°-52°
Max bevel range	45°-0°
Max table cut	40mm
No load speed	4,800rpm
Input wattage	1,650w
Net weight	14.3kg

		Bevel Angle	
Mitre Angle	45° (left)	90°	
90°	35x130mm	69x130mm	
45° (left)	35x65mm	69x85mm	
52° (right)	35x91mm	69x85mm	



Recommended Blade: B-09020



**LH1040**

STANDARD EQUIPMENT: TCT blade, holder, triangular rule, push stick, socket wrench, dust bag.

## 255mm Mitre Saw MLS100N

Blade diameter	255mm
Bore diameter	30mm
Max mitre range	45° left and right
No load speed	4,200rpm
Input wattage	1,500w
Net weight	14.7kg

		Bevel Angle	
Mitre Angle	90°	45° (left)	
90°	75x130mm	75x120mm	
45°	75x120mm	45x90mm	



Recommended Blade: B-08888



**MLS100N**

STANDARD EQUIPMENT: Blade, dust bag, holders, vertical vice, triangular rule, spanner.

## 260mm Mitre Saw LS1040N

Blade diameter	260mm
Bore diameter	30/25mm
Max mitre range	45°-52°
Input wattage	1,650w
No load speed	4,600rpm
Net weight	12.4kg

		Bevel Angle	
Mitre Angle	45° (left)	90°	
90°	48x95mm	90.5x95mm	
	35x130mm	69x130mm	
45°	48x67mm	90.5x67mm	
(left or right)	35x92mm	69x92mm	



Recommended Blade: B-08925



**LS1040N**

STANDARD EQUIPMENT: Vertical vice, dust bag, holders, triangular rule.

# SLIDE COMPOUND MITRE SAWS

## 216mm Slide Compound Mitre Saw

LS0815FLN

Input wattage	1,400W
No load speed	5,000rpm
Saw blade diameter	216mm
Bore	30mm
Power supply cord	2.5m
Net weight	14.1kg

		Bevel Angle		
Mitre Angle	0°	45° (left)	5° (right)	60° (right)
0°	65x305mm	50x305mm	60x305mm	
45° (left/right)	65x215mm	50x215mm		
60° (right)	65x150mm			

Recommended Blade: B-39506



### LS0815FLN

STANDARD EQUIPMENT: Vertical vice, dust bag, socket wrench, holder, triangular rule, TCT blade, hex wrench.

## 190mm Slide Compound Mitre Saw

LS0714N

Blade diameter	190mm
Bore diameter	20mm
Max mitre range	57° to 47°
Max bevel range	45° to -5°
No load speed	6,000rpm
Input wattage	1,010W
Net weight	LS0714: 13.1kg LS0714L: 13.5kg

		Bevel Angle	
Mitre Angle	45° (left)	90°	
90°	42x265mm	52x300mm	
45° left / 5° right	40x212mm	52x212mm	
57° (right)		52x163mm	

WEIGHTS SHOWN DON'T INCLUDE TABLE

Recommended Blade: B-08894  
Stand: P-35396



2" Max Depth of Cut

### LS0714N

#### LS0714LN Laser

STANDARD EQUIPMENT: Vertical vice, dust bag, socket wrench, holder, triangular rule, 2 x lock-off button, TCT blade, kerf block.

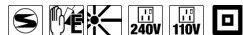
## 260mm Slide Compound Mitre Saw

LS1018LN

Blade diameter	260mm
Bore diameter	30mm
Max mitre range	60° to 47°
Max bevel range	45° to 45°
No load speed	4,300rpm
Input wattage	1,430W
Net weight	20.6kg

		Bevel Angle		
Mitre Angle	45° (left)	90°	45° (right)	
90°	50x310mm	91x310mm	31x310mm	
45° (left)	50x200mm	91x220mm	31x220mm	
45° (right)	50x220mm	91x220mm	31x220mm	
60° (right)		91x153mm		

Recommended Blade: B-08707



2" Max Depth of Cut

### LS1018LN

STANDARD EQUIPMENT: Vertical vice, dust bag, socket wrench, holder, triangular rule, 2 x lock-off button, TCT blade, kerf block.

# SLIDE COMPOUND MITRE SAWS

## 260mm Slide Compound Mitre Saw

LS1019

Input Wattage	1,510W
Blade Diameter	260mm
Bore Diameter	30mm
No Load Speed	3,200rpm
Max Mitre Range	60° to 60° (L-R)
Max Bevel Range	48° to 48° (L-R)
Net Weight	LS1019: 26.1kg LS1019L: 26.3kg

4 1/2" Max Depth of Cut

CAN BE PLACED AGAINST A WALL



Recommended Blade B-64624



		Bevel Angle		
Mitre Angle	45° (left)	0°	45° (right)	
0°	42x310mm	68x310mm	29x305mm	
	58x279mm	91x279mm	43x279mm	
45° (left and right)	42x218mm	68x218mm	29x215mm	
	58x197mm	91x197mm	43x197mm	
60° (right)		68x155mm	91x139mm	



DXT

### LS1019

#### LS1019L Laser

STANDARD EQUIPMENT: TCT Saw blade, dust bag, triangular rule, vertical vice, hex wrench.

## 305mm Slide Compound Mitre Saw

LS1219

Input Wattage	110V: 1,450W 240V: 1,800W
Blade Diameter	305mm
Bore Diameter	30mm
No Load Speed	3,200rpm
Max Mitre Range	60° to 60° (L-R)
Max Bevel Range	48° to 48° (L-R)
Net Weight	LS1219: 29.3kg LS1219L: 29.5kg

6 1/2" Max Depth of Cut

CAN BE PLACED AGAINST A WALL



Recommended Blade B-67256



		Bevel Angle		
Mitre Angle	45° (left)	0°	45° (right)	
0°	61x382mm	92x382mm	44x382mm	
	71x363mm	107x363mm	54x363mm	
45° (left and right)	61x268mm	92x268mm	44x268mm	
	71x255mm	107x255mm	54x255mm	
60° (right)		92x185mm	107x178mm	



DXT

### LS1219

#### LS1219L Laser

STANDARD EQUIPMENT: TCT saw blade, dust bag, triangular rule, vertical vice, hex wrench.

## ACCESSORIES: MITRE SAW STAND WST07

### WST07

- Tool-less installation & removal of mitre saw
- Max extension 3,830mm
- Weight 18kg
- Supports up to 225kg
- Compatible with Makita cordless mitre saws (except models DLS600, LH1040/F & LH1201FL)



To see the full range of mitre saw accessories visit [www.makita.com](http://www.makita.com)

## Band Saw

LB1200F

Cutting speed	High: 13.3m/sec Low: 6.7m/sec
Cutting capacities	Height: 165mm Width: 305mm
Blade size	2240mm / 6, 13 and 16mm
Speed control	2 speeds
Table tilt range	2° to 45°+
Table size	560 x 400mm
Table height	1m
Wattage	900w
Net weight	82kg inc stand



### LB1200F/2

STANDARD EQUIPMENT: Rip fence, push stick, stand, hex wrenches, 4 x blades (13mm wood, 16mm wood, 16mm metal, 6mm scrolling).

## Multi-Tool

TM3000C

Input wattage	320W
Oscillations per min	6,000-20,000
Oscillation angle	3.2°
Net weight	1.4-1.5kg

### ANTI-RESTART



### TM3000C Tool only

STANDARD EQUIPMENT: Hex wrench.

## Multi-Tool

TM3010CK

Input Wattage	320W
Oscillations per minute	6,000 – 20,000
Oscillation angle	3.2°
Net weight	1.6-1.7kg

### TOOL-LESS BLADE CHANGE



### TM3010CK

STANDARD EQUIPMENT: Carry case.



## 30mm Multi-Purpose Sander

9031

Belt size	30 x 533mm
Belt speed	200-1,000m/min
Input wattage	550w
Net weight	2.1kg



### 9031 Belt size 30 x 533mm

STANDARD EQUIPMENT: 10 x Abrasive belts, side handle.

## Filing Sander

9032

Belt size	9 x 533mm
Belt speed	300-1,700m/min
Input wattage	500w
Net weight	1.6kg

**6MM AND 13MM  
ACCESSORIES ARE  
ALSO AVAILABLE**



### 9032 Belt size 9 x 533mm

STANDARD EQUIPMENT: Abrasive belt.

## ACCESSORIES: MULTI-TOOL BLADES

B-67480

B-67496

B-67505

B-67511



Part No.	Description
B-67496	<b>Tile Set:</b> TMA058, TMA065, TMA069, TMA073
B-67505	<b>Floor Set:</b> TMA045, TMA048, TMA051, TMA066
B-67480	<b>Plunge Cut Set:</b> TMA045, TMA047, TMA053, TMA058
B-67511	<b>Carpentry Set:</b> TMA045, TMA047, TMA053, TMA078

To see the full range of multi-tool blades visit [www.makita.com](http://www.makita.com)

## 100mm Super Duty Belt Sander

9401

Belt size	100x610mm
Belt speed	350m/min
Input wattage	1,040w
Net weight	7.2kg




### 9401 Belt size 100 x 610mm

STANDARD EQUIPMENT: Carbon plate, dust bag, abrasive belt, step (bench stand).

## 100mm Super Duty Belt Sander

9403

Belt size	100x610mm
Belt speed	500m/min
Input wattage	1,200w
Net weight	5.7kg



### 9403 Belt size 100 x 610mm

STANDARD EQUIPMENT: Abrasive belt, dust nozzle.



## Belt Sander

9903  
9404

Belt speed	210-440m/min
Power rating	1010w
Net weight	
9903	4.3kg
9404	4.8kg


**9903** Belt size 76 x 533mm**9404** Belt size 100 x 610mm

STANDARD EQUIPMENT: Abrasive belt, cork/carbon pad, dust bag.

## 3" Belt Sander

9911

Belt size	76 x 457mm
Belt speed	75-270m/min
Input wattage	650w
Net weight	2.7kg

**9911** Belt size 76 x 457mm

STANDARD EQUIPMENT: Dust bag, abrasive belt.

## Palm Sander

B04555  
B04556

Pad size	112 x 102mm
Sheet size	B04555: 114 x 102mm B04556: 114 x 140mm
Orbit	1.5mm
Orbits per minute	14,000opm
Input wattage	200w
Net weight	1.1kg

**B04555** Hook and loop + clamp**B04556** Clamp only

STANDARD EQUIPMENT: 6 x Abrasive papers, dust bag, punch plate.

## 1/3 Sheet Orbital Sander

B03710  
B03711

Abrasive paper size	93 x 228mm
Pad size	92 x 185mm
Orbits per minute	B03710: 11,000opm B03711: 4,000-11,000opm
Strokes per minute	
	B03710: 22,000spm B03711: 8,000-22,000spm
Input wattage	190w
Net weight	B03710: 1.6kg B03711: 1.6kg

**B03710****B03711** Variable speed control

STANDARD EQUIPMENT: Punch plate, dust bag, abrasive paper.

## 1/2 Sheet Finishing Sander

B04900

Pad size	115 x 229mm
Orbits per minute	10,000opm
Abrasive sheet	115 x 280mm
Input wattage	330w
Amount of eccentricity	2.6mm
Net weight	2.9kg

**B04900****B04900V** Variable speed control

STANDARD EQUIPMENT: Abrasive paper, dust bag.

## 1/2 Sheet Orbital Sander

9046

Pad size	115 x 229mm
Orbits per minute	6,000opm
Abrasive sheet	115 x 280mm
Input wattage	600w
Amount of eccentricity	5mm
Net weight	3.1kg

**9046**

STANDARD EQUIPMENT: Dust bag, 6 x various abrasive papers with pre-punched holes.

## Random Orbit Sander

B06030

Orbits per minute	4,000-10,000opm
Pad size	150mm
Input wattage	310w
Amount of eccentricity	3mm
Net weight	2.4kg

**B06030**

STANDARD EQUIPMENT: Hook and loop abrasive disc, rubber pad, wrench, dust bag.

Random Orbit Sander

BO6050J

Orbits per minute	1,600-6,800opm
Sanding strokes	3,200-13,600spm
Pad size	150mm
Disc size	150mm
Paper fastening	Hook and Loop
Amount of eccentricity	5.5mm
Input wattage	750W
Net Weight	2.6kg



BO6050J

STANDARD EQUIPMENT: Hook and loop abrasive disc, dust nozzle, side handle, Makpac carry case.

Random Orbit Sander

BO5030  
BO5031

Pad size	123mm
Disc size	125mm
Orbits per minute	BO5030: 12,000opm BO5031: 4,000-12,000opm
Sanding strokes	BO5030: 24,000spm BO5031: 8,000-24,000spm
Amount of eccentricity	2.8mm
Input wattage	300w
Net weight	1.3kg



BO5030

BO5031 Variable speed control

STANDARD EQUIPMENT: Cloth dust bag, hook and loop discs.

Random Orbit Sander

BO5041

Pad size	123mm
Abrasive disc size	125mm
Paper fastening system	Hook and Loop
Orbits per min	4,000-12,000opm
Amount of eccentricity	2.8mm
Strokes per min	8,000-24,000spm
Input wattage	300w
Variable speed by dial	Yes
Net weight	1.4kg



BO5041

STANDARD EQUIPMENT: Front grip, dust bag, abrasive disc.

125mm Angle Sander

SA5040C

Abrasive pad	125mm
No load speed	2,000-7,800rpm
Input wattage	1,400w
Net weight	2.5-3.7kg

ANTI-RESTART



SA5040C

STANDARD EQUIPMENT: Front grip, abrasive disc, lock nut wrench.



180mm Angle Sander

SA7000

Pad size	180mm
Input wattage	1,600w
No load speed	0-4,000rpm
Net weight	3.5-3.6kg



SA7000C Constant speed control

STANDARD EQUIPMENT: Rubber pad, side handle, wrench.

180mm Polisher

9237CB

Diameter of pad	180mm
Input wattage	110v: 1,100W 240v: 1,200W
No load speed	0 - 600 / 3,200rpm
Net weight	3.4kg



9237CB Constant speed control

STANDARD EQUIPMENT: Wool pad, sleeve, hex wrench.

150mm Random Orbit Polisher

PO6000C

Input Wattage	900W
Pad Diameter	150mm
Orbits per Minute	0-6,800 opm
Strokes per Minute	0-13,600 spm
Orbit Diameter	5.5mm
Net Weight	2.8-3.0kg

RANDOM ORBIT WITH FORCED ROTATION AND RANDOM ORBIT MODE

DUST PROTECTION



PO6000C

STANDARD EQUIPMENT: Pad, hex wrench, side handle.



## 82mm Heavy Duty Planer

KP0810

Planing width	82mm
Planing depth (per pass)	4.0mm
Max. rebate depth	23mm
No load speed	KP0810K: 16,000rpm KP0810CK: 12,000rpm
Input wattage	850w
KP0810K	1050w
Net weight	KP0810: 3.3kg KP0810C: 3.4kg



**KP0810K** Case  
**KP0810CK** Constant speed control

STANDARD EQUIPMENT: 9mm Socket wrench, guide rule, blade gauge, dust bag, carry case.

## 82mm Heavy Duty Planer

KP0800

Planing width	82mm
Planing Depth	2.0mm
Max. rebate depth	9.0mm
No load speed	17,000rpm
Cuts per minute	34,000cpm
Input wattage	620w
Net weight	2.8kg



**KP0800**  
**KP0800K** Case

STANDARD EQUIPMENT: Socket wrench, blade gauge assembly, mini carbide blades, plastic carry case (K only).

## 110mm Heavy Duty Planer

1911

Planing width	110mm
Planing depth (per pass)	2mm
Cuts per minute	32,000cpm
No load speed	16,000rpm
Input wattage	840w
Net weight	4.1kg



**1911B/1**

STANDARD EQUIPMENT: Sharpening holder assembly, socket wrench, cutter leveller, 2 x HSS planer blades 110mm, planing fence (guide rule).

## 170mm Heavy Duty Planer

1806

Planing width	170mm
Planing depth (per pass)	2mm
Cuts per minute	30,000cpm
No load speed	16,000rpm
Input wattage	1,200w
Net weight	9.0kg



**1806B/1**

STANDARD EQUIPMENT: Blade gauge assembly, socket wrench, rebate fence (guide rule).

## 312mm Planer

KP312

Planing width	312mm
Input wattage	1,570w
Net weight	18.4kg
Planing depth	0-150mm 150-240mm 240-312mm
	3.5mm 2.0mm 1.5mm



**KP312/2**

STANDARD EQUIPMENT: Triangular rule, nozzle, hex wrench.

## Thicknesser

2012

Planing width	304mm
Planing depth	3mm < 150mm wide (per pass) 1.5mm > 150mm wide
Feed rate	8.5m/min
No load speed	8,500rpm
Input wattage	1,650w
Net weight	27.1-27.6kg

Stand: 198689-7



**2012NB**  
**2012NBX + Stand**

STANDARD EQUIPMENT: Wrenches, Magnetic holder, dust extraction hood.



## Chain Mortiser

7104

Max mortise width	130mm
Max mortise depth	155mm
No load speed	3,200rpm
Input wattage	110v: 1,050w 240v: 1,140w
Net weight	17.8-18.2kg



**7104L**

STANDARD EQUIPMENT: 16.5mm Chain, wrench, oil vessel.





## 1/4" or 3/8" Plunge Router

RP0900

No Load Speed	27,000rpm
Collet Capacity	1/4" or 3/8"
Plunge Capacity	0-35mm
Connection to Vacuum via Optional Accessory	Yes
Input wattage	900w
Net weight	2.7kg



### RP0900X

STANDARD EQUIPMENT: Straight guide, wrench 13mm and 22mm, collet cone 1/4", case, 3 piece bit set, carry case.

## 1/4" Plunge Router

RP1111C

Collet Capacity	1/4"
Max Plunge capacity	0 - 57mm
No load speed	8,000 - 27,500 rpm
Input wattage	1,100 W
Net Weight	3.3kg



### RP1111C

STANDARD EQUIPMENT: Nozzle assembly, straight guide.

## 1/2" Plunge Router

RP1803

Collet capacity	1/2"
Max Plunge capacity	0- 70 mm
No load speed	22,000 rpm
Input wattage	1,650 W
Net Weight	6.2kg



### RP1803

RP1803J + Makpac case

STANDARD EQUIPMENT: Guide Holder assembly, Dust nozzle assembly, Straight Guide, Accessory Set, (J ONLY) Makpac Carry Case

## 1/2" Plunge Router

RP2303F

Collet Capacity	1/2"
Max Plunge capacity	0 - 70mm
No load speed	9,000 - 23,000 rpm
Input wattage	2,100W
Net Weight	6.2Kg



### RP2303FC

RP2303FCJ + Makpac case

STANDARD EQUIPMENT: Guide holder, Dust nozzle, Knob 55 complete, Accessory set, Straight guide, (J ONLY) Makpac Carry Case

## Router Trimmer

RT0702C

Collet Capacity	6mm 1/4" & 8mm 3/8"
Max Plunge capacity:	
With Trimmer base	0-40mm
With Plunge base	0-35mm
No load speed	10,000 - 34,000 rpm
Input wattage	710 W
Net Weight	1.8 - 2.8Kg

### RT0702CX4

Trimmer guide, straight guide, dust nozzle set, accessory set.

### RT0702CX2

Trimmer guide, tilt base, plunge base, straight guide, grip 36 complete, dust nozzle set, guide holder set, accessory set, tool bag.



### RT0702CX4

RT0702CX2 + Tilt and plunge base

## RT0702C BASE OPTIONS



### Trimmer Base

- Enlarged opening section of base assembly for excellent bit visibility while maintaining durability.
- Round base assembly for smooth and fast cutting with easy handling.



### Tilt Base

- Enlarged opening section of base assembly for excellent bit visibility.
- Tilting capacity: -30° to 45°



### Plunge Base

- Ergonomically contoured knob style handles.
- 3 stage cut depth adjustment.
- Plunge capacity: 0 - 35mm (0 - 1-3/8")
- 195564-8 Guide holder set is needed when using straight guide with the plunge base.

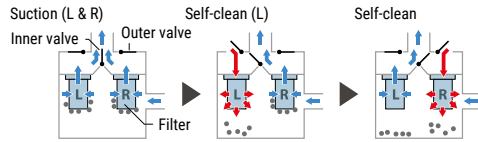
# DUST MANAGEMENT

## H Class Dust Extractor

VC3211HX1

Input Wattage	1,050W
Power Take Off Wattage	110V: 600W 240V: 1,900W
Dust Class	H
Max Sealed Suction	22.0kPa
Tank Capacity (Dust)	32L
Tank Capacity (Wet)	27L
Max Air Flow	3.5m³/min
Power Supply Cord	5.0m
Weight	16.9kg

### Automatic self-cleaning filtration system



195440-6: Poly bags 10 pack

195558-3: Filter bags 5 pack

Class H - Removes 99.995% of dust with Limit Value for occupational exposure > 0.005 mg/m³.

Suitable for processes involving mica, china clay, gypsum, wood dust, such as softwood and hardwood and silica dust, such as masonry, concrete.

**NOT SUITABLE FOR PROCESSES INVOLVING ASBESTOS**



VC3211HX1/1 110v  
VC3211HX1/2 240v

STANDARD EQUIPMENT: 3.5m x 28mm hose, 2.5m x 38mm hose, straight pipe, bent pipe, floor nozzle, crevice nozzle, adaptor x2, hose band, cloth dust bag.

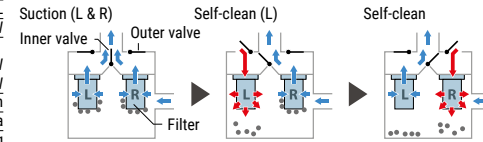
# DUST MANAGEMENT

## M Class Dust Extractor

VC3211M

Tank capacity (dry)	32L
Tank capacity (wet)	27L
Input wattage	1,050W
Power take off wattage	240V: 1,900W 110V: 600W
Max airflow	3.5 m³/min
Max sealed suction	22.0kPa
Weight	16.9kg

### Automatic self-cleaning filtration system



195440-6: Poly bags 10 pack

195558-3: Filter bags 5 pack

Class M - Removes 99.9% of dust with Limit Value for occupational exposure > 0.1 mg/m³.

Suitable for processes involving mica, china clay, gypsum, wood dust, such as softwood and hardwood and silica dust, such as masonry, concrete.



VC3211MX1/1 110v  
VC3211MX1/2 240v

STANDARD EQUIPMENT: 3.5m x 28mm hose, 2.5m x 38mm hose, straight pipe, bent pipe, floor nozzle, crevice nozzle, adaptor x2, hose band.

## M Class Dust Extractor

VC4210M

Tank Volume	42L	VC4210MX/1
Disposal Bag Volume	30L	110V WITH POWER TAKE OFF
Wet Capacity	29L	VC4210MX/1
Input Wattage 110V	1000W	110V WITHOUT POWER TAKE OFF
Input Wattage 240V	1200W	VC4210MX/2
Power Take Off 110V	1750W	240V WITH POWER TAKE OFF
Power Take Off 240V	1800W	
Max Air Flow	4.5 m³/min	
Max Sealed Suction	25.0 kPa	
Net Weight	16kg	

W107418355: Poly bags 5 pack

W107418353: Filter bags 5 pack



VC4210MX/1 110v  
VC4210MX1/1 110v  
VC4210MX/2 240v

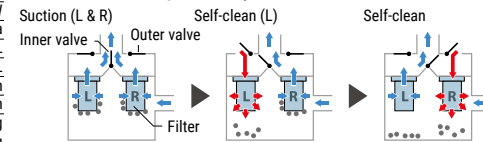
STANDARD EQUIPMENT: 32mm x 4m hose, quick coupling adaptor, universal adaptor, cloth bag, poly bag, crevice nozzle.

## M Class Dust Extractor

VC2201MX1  
VC2211MX1

Input Wattage	1,050W
Power Take Off	2211M: 1,900W
Max Sealed Suction	22.0kPa
Tank Capacity (Dust)	22L
Tank Capacity (Wet)	17L
Max Air Flow	3.5m³/min
Power Supply Cord	5.0m
Net Weight	VC2201M: 16.0kg VC2211M: 16.3kg

### Automatic self-cleaning filtration system



195440-6: Poly bags 10 pack

Class M - Removes 99.9% of dust with Limit Value for occupational exposure > 0.1 mg/m³.

Suitable for processes involving mica, china clay, gypsum, wood dust, such as softwood and hardwood and silica dust, such as masonry, concrete.



VC2211M: POWER TAKE OFF - YES  
VC2201M: POWER TAKE OFF - NO



VC2201MX1/1 110 volt  
VC2211MX1/2 240 volt

STANDARD EQUIPMENT: 3.5m x 28mm hose, dust bag, 2.5m x 38mm hose, straight pipe, bent pipe, floor nozzle, crevice nozzle, adaptor x2.

## ACCESSORIES: MAK PAC BRACKET FOR VC4210M



Easily attach any of our Makpac cases or tool boxes to the top of the VC4210M with this practical bracket that is designed to be compact and fit securely on top of the unit.

W107418357



To see the full range of dust extraction accessories visit [www.makita.com](http://www.makita.com)

## M Class Dust Extractor

VC3012M

Tank Volume	30L	Class M - Removes 99.9% of dust with Limit Value for occupational exposure > 0.1 mg/m³.
Disposal Bag Volume	23.5L	
Wet Capacity	19L	
Input Wattage	110V: 1000W 240V: 1200W	Suitable for processes involving mica, china clay, gypsum, wood dust, such as softwood and hardwood and silica dust, such as masonry, concrete.
Power Take Off	240V: 1800W	
Max Air Flow	110V: 3.2 m³/min 240V: 3.7 m³/min	
Max Sealed Suction	110V: 23.0 kPa 240V: 25.0 kPa	
Net Weight	10kg	

P-70297: Disposal bags 5 pack

P-70194: Filter bags 5 pack



VC3012M/1 110 volt  
VC3012M/2 240 volt

STANDARD EQUIPMENT: 4.0m x 32mm hose, adaptor x2, cloth bag, poly bag, power tool box, crevice nozzle.



# LINK AWS BLUETOOTH TOOLS TO ANY DUST EXTRACTOR

Wirelessly connect your cordless Makita AWS tool to activate your dust extractor each time you pull the trigger. Use the WUT02U AWS Bluetooth adaptor with any dust extractor equipped with power take off and auto start.



The WUT02U adaptor is available for both the 110v and 240v dust extractors:

199804-6 - 240v

191A40-6 - 110v

## AWS



## DUST MANAGEMENT

### L Class Dust Extractor

VC3011L

Tank volume	30L
Disposal bag volume	28L
Wet capacity	23L
Input wattage	1,000W
Power take off	240v: 2000W
Max air flow	3.6 m <sup>3</sup> /min
Max sealed suction	21.0kPa
Sound pressure level	72 dB(A)
Net weight	11kg

Class L - Removes 99.0% of dust with Limit Value for occupational exposure > 1.0 mg/m<sup>3</sup>.

Suitable for processes involving mica, china clay, gypsum.

P-70297: Disposal bags 5 pack

P-72899: Filter bags 5 pack



VC3011L/1 110 volt

VC3011L/2 240 volt

STANDARD EQUIPMENT: 3.5m x 35mm hose, heavy duty pet filter, cloth bag, poly bag, universal nozzle, floor nozzle, crevice nozzle, adaptor x3, straight pipe x2, tool box.

### L Class Dust Extractor

VC2512L

Tank volume	25L
Disposal bag volume	23L
Wet capacity	18L
Input wattage	1,000W
Max air flow	3.6 m <sup>3</sup> /min
Max sealed suction	21.0kPa
Sound pressure level	72 dB(A)
Net weight	7kg

Class L - Removes 99.0% of dust with Limit Value for occupational exposure > 1.0 mg/m<sup>3</sup>.

Suitable for processes involving mica, china clay, gypsum.

WITHOUT POWER TAKE OFF

P-70297: Disposal bags 5 pack

P-72899: Filter bags 5 pack



VC2512L/2 240 volt

STANDARD EQUIPMENT: 3.5m x 35mm hose, heavy duty pet filter, cloth bag, poly bag, universal nozzle, floor nozzle, crevice nozzle, adaptor x3, straight pipe x2.

### L Class Dust Extractor

VC2000L

Input Wattage	1000W
Tank Volume	20L
Disposal Bag Volume	16L
Wet Capacity	13L
Max Air Flow	3.6m <sup>3</sup> /min
Max Sealed Suction	21kPa
Net Weight	7.5kg

Class L - Removes 99.0% of dust with Limit Value for occupational exposure > 1.0 mg/m<sup>3</sup>.

Suitable for processes involving mica, china clay, gypsum.

P-70297: Disposal bags 5 pack

P-72899: Filter bags 5 pack



VC2000L/1 110 volt

VC2000L/2 240 volt

STANDARD EQUIPMENT: 3.5m x 32mm hose, cloth bag, poly bag, hose band, heavy duty pet filter, floor nozzle, universal nozzle, crevice nozzle, straight pipe x2

These units are not suitable for the collection of asbestos, carcinogenic dusts or dusts contaminated with carcinogens and/or pathogens or explosive materials.



# DUST MANAGEMENT

## L Class Dust Extractor

VC2012L

Tank volume	20L
Disposal bag volume	19L
Wet capacity	12L
Power take off	240V: 2,000W
Input wattage	1,000W
Max air flow	3.6 m³/min
Max sealed suction	21.0kPa
Sound pressure level	72 dB(A)
Net weight	8kg

Class L – Removes 99.0% of dust with Limit Value for occupational exposure > 1.0 mg/m³.

Suitable for processes involving mica, china clay, gypsum.

P-70297: Disposal bags 5 pack

P-72899: Filter bags 5 pack



VC2012L/1 110 volt  
VC2012L/2 240 volt

STANDARD EQUIPMENT: 3.5m x 35mm hose, heavy duty pet filter, cloth bag, poly bag, universal nozzle, floor nozzle, crevice nozzle, adaptor x3.

## L Class Dust Extractor

VC1310L

Tank volume	13L
Dry capacity container	13L
Wet capacity	7L
Input wattage	
240V	1,050W
110V	1,050W
Power take off wattage	
240V	2,400W
110V	950W
Air volume	2.0 m³/min
Max sealed suction	22.0kPa
Net weight	9.6kg

Class L – Removes 99.0% of dust with Limit Value for occupational exposure > 1.0 mg/m³.

Suitable for processes involving mica, china clay, gypsum.

A-49557: Disposal bags 5 pack

A-48430: Filter bags 5 pack



VC1310L/1 110 volt  
VC1310L/2 240 volt

STANDARD EQUIPMENT: 3.5m x 28mm hose, heavy duty filter, poly bag, filter, front cuffs x2.

## 18V x2 (36V) Brushless L Class Dust Extractor

DVC155LZX2  
DVC865LZX3

Machine Type	Wet and Dry
Tank Capacity (Dry)	DVC155L: 15L DVC865L: 8L
Wet Capacity	DVC155L: 12L DVC865L: 6L
Max Air Flow	2.1 m³/min
Max Sealed Suction	11kPa
Suction Power	105W
Net Weight	DVC155L: 7.2 - 7.9 kg DVC865L: 7.0 - 7.7kg

Class L – Removes 99.0% of dust with Limit Value for occupational exposure > 1.0 mg/m³.

Suitable for processes involving mica, china clay, gypsum.

195432-5: Poly bag 10 pack



DVC155LZX2 Body only  
DVC865LZX3 Body only

STANDARD EQUIPMENT: Poly bag set, 1.7m x 32mm hose, aluminium telescopic pipe, bending pipe, F/C switching nozzle, crevice nozzle, Tool box.



# DUST MANAGEMENT

## 18V x2 (36V) Brushless L Class Dust Extractor

DVC156LZX1  
DVC866LZX1

Machine Type	Dry only
Tank Capacity (Dry)	DVC156L: 15L DVC866L: 8L
Max Air Flow	2.1 m³/min
Max Sealed Suction	11kPa
Suction Power	105W
Net Weight	DVC156L: 7.3 - 7.9 kg DVC866L: 7.0 - 7.7 kg

Class L – Removes 99.0% of dust with Limit Value for occupational exposure > 1.0 mg/m³.

Suitable for processes involving mica, china clay, gypsum.

195432-5: Poly bag 10 pack



DVC156LZX1 Body only  
DVC866LZX1 Body only

STANDARD EQUIPMENT: Poly bag set, 1.7m x 32mm hose, aluminium telescopic pipe, bending pipe, floor nozzle, crevice nozzle, Tool box



## 18V x2 (36V) Brushless L Class Dust Extractor

DVC157LZX3  
DVC867LZX4

Machine Type	Airborne particles
Tank Capacity (Dry)	DVC157L: 15L DVC867L: 8L
Max Air Flow	2.4 m³/min
Max Sealed Suction	11kPa
Suction Power	110W
Net Weight	DVC157L: 8.0 - 8.6 kg DVC867L: 7.7 - 8.4 kg

Class L – Removes 99.0% of dust with Limit Value for occupational exposure > 1.0 mg/m³.

Suitable for processes involving mica, china clay, gypsum.

195432-5: Poly bag 10 pack

AWS: Auto-start Wireless System connects to power tools with Bluetooth



DVC157LZX3 Body only  
DVC867LZX4 Body only

STANDARD EQUIPMENT: Powder filter, Damper, Pre-filter, 2.5m x 38mm hose, 3.5m x 28mm hose, straight pipe, bending pipe, stopper, floor nozzle, crevice nozzle, Tool box, Poly bag set, front cuffs 22/24, wireless unit.



## 18V x2 (36V) Cordless or Coded L Class Dust Extractor

DVC151LZ

Input Wattage	1,050W
Tank Capacity	15L
Power Cord	5.0m
Net Weight	9.6 - 10.3kg
Suction Power (DC)	70W
Suction Power (AC)	320W
Max Sealed Suction (DC)	9 kPa
Max Sealed Suction (AC)	24 kPa
Max Air Flow (DC)	2.1 m³/min
Max Air Flow (AC)	3.6 m³/min

Class L – Removes 99.0% of dust with Limit Value for occupational exposure > 1.0 mg/m³.

Suitable for processes involving mica, china clay, gypsum.

195432-5: Poly bag 10 pack



DVC151LZ/1 Body only  
DVC151LZ/2 Body only

STANDARD EQUIPMENT: Floor nozzle, 2.5m x 38mm hose, 3.5m x 28mm hose, dust bag, straight pipe, bent pipe, crevice nozzle, tool box, front cuffs.



## 18V x2 (36V) Cordless or Corded L Class Dust Extractor

DVC861LZ

Power Unit	AC/DC	Max Air Flow (DC)	2.1 m <sup>3</sup> /min
Battery Voltage	36V (2x18V)	Max Air Flow (AC)	3.6 m <sup>3</sup> /min
Input Wattage	1,050W		
Tank Capacity	8 litres		
Power Cord	5.0m		
Net weight	9.3-9.9kg		
Battery run time	30-65 mins x2 BL1850		
Suction Power (DC)	70 - 25W		
Suction Power on (AC)	320W		
Max Sealed Suction (DC)	9 kPa		
Max Sealed Suction (AC)	24 kPa		

Class L - Removes 99.0% of dust with Limit Value for occupational exposure > 1.0 mg/m<sup>3</sup>.

Suitable for processes involving mica, china clay, gypsum.

195432-5: Poly bag 10 pack



DVC861LZ/1 110 volt  
DVC861LZ/2 240 volt

STANDARD EQUIPMENT: Floor nozzle, 2.5m x 38mm hose, 3.5m x 28mm hose, dust bag, straight pipe, bent pipe, crevice nozzle, tool box, front cuffs.



## 18V Brushless L Class Dust Extractor

DVC750LZ

Max Air Flow	High 1.6 m <sup>3</sup> /min Low 1.3 m <sup>3</sup> /min	Class L - Removes 99.0% of dust with Limit Value for occupational exposure > 1.0 mg/m <sup>3</sup> .
Max Sealed Suction	High 6.7kPa Low 4.2kPa	
Suction Power (Hi/Lo)	5025W	
Wet capacity	4.5L	
Dry capacity	7.5L	
Run time with BL1850B	High 30 mins Low 60 mins	
Net Weight	4.3 - 4.6kg	

Suitable for processes involving mica, china clay, gypsum.



DVC750LZ Body only

STANDARD EQUIPMENT: Wide nozzle, crevice nozzle, 2m x 28mm hose.



## 18V Dust Extractor

DVC350

Max air velocity	94 m/sec	<b>BODY ONLY: BATTERY NOT INCLUDED</b>
Max air volume	3.4m <sup>3</sup> /min	
Max sealed suction	5.5kPa	
Dry capacity bag	3.0 litres	
Weight	2.2-2.4kg	



DVC350Z Body only

STANDARD EQUIPMENT: Nozzle, hose, dust bag, shoulder strap

## Electric Blower

UB1103

No load speed	0 - 16,000rpm
Max air volume	0 - 4.1m <sup>3</sup> /min
Max sealed suction	0 - 5.7kPa
Power supply cord	2.5m
Net weight	1.9-2.2kg



UB1103

STANDARD EQUIPMENT: Nozzle, dust bag.

## First Fix Gas Nailer

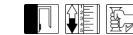
GN900SE

Nail type	Clipped head
Max length	50-90mm
Gauge	2.9-3.3
Magazine capacity	44
Shots per battery	Approx 4,000
Shots per gas cell	Approx 1,200
Motor	Cordless
Magazine angle	34°
Net weight	3.3-3.4kg
Battery type	Lithium-ion
Battery voltage	7.2v
Charge time	30 min



Free Warranty and Service Register for your 3 year warranty and service plan online [www.makita.com](http://www.makita.com)

DEPTH ADJUSTMENT



GN900SE 2x 7.2v Li-ion

STANDARD EQUIPMENT: Fast charger, battery cartridges, carry case, hex wrench, goggles.

## Second Fix Gas Nailer

GF600SE

Nail type	16 Gauge
Max length	15-64mm
Gauge	16
Magazine Capacity	100 nails
Shots per battery	4,000 shots
Shots per gas cell	1,000 shots
Driving depth adjustment	Yes
Anti-dry fire mechanism	Yes
LED job light	Yes
Battery type	Lithium-ion
Battery Voltage	7.2v
Weight	2.2kg
Charge time	30 mins



Free Warranty and Service Register for your 3 year warranty and service plan online [www.makita.com](http://www.makita.com)

TOOL-LESS DEPTH ADJUSTMENT

QUICK RELEASE NOSE FOR EASY JAM CLEARING.



GF600SE 2x 7.2v Li-ion

STANDARD EQUIPMENT: Fast charger, battery cartridges, carry case, hex wrench, goggles, spare soft nose.

## Concrete Gas Nailer

GN420CSE

Pin gauge	2.6-3.1mm
Max length	15-40mm
Magazine Capacity	20 pins
Shots per battery	4,000 shots
Shots per gas cell	1,200 shots
Battery type	Lithium-ion
Battery Voltage	7.2v
Battery capacity	1.0Ah
Weight	3.6kg
Charge time	30 mins



Free Warranty and Service Register for your 3 year warranty and service plan online [www.makita.com](http://www.makita.com)

TOOL-LESS DEPTH ADJUSTMENT



GN420CSE 2x 7.2v Li-ion

STANDARD EQUIPMENT: Fast charger, battery cartridges, carry case, hex wrench, goggles, spare soft nose.

## 23g Pin Nailer

AF353

Nail Gauge	23Ga
Nail Length	15-35mm
Magazine Capacity	130 nails
Operating Pressure	65-100 PSI 4.5-6.9 bar
Net Weight	0.9kg



### AF353

STANDARD EQUIPMENT: Safety goggles, oil supply, nose adapter, hex wrench.

## 18g Narrow Crown Stapler

AT638A

Staple Gauge	18Ga
Staple Length	13-38mm
Magazine Capacity	100 staples
Operating Pressure	70-120 PSI 4.9-8.2 bar
Net Weight	1.2kg



### AT638A

STANDARD EQUIPMENT: Safety goggles, oil supply, nose adapter.

## 18G Brad Nailer

AF506

Nail Type	Brad Nail
Nail Length	15 - 50mm
Nail Gauge	18G
Magazine Capacity	100 nails
Operating Pressure	70 - 120 PSI 4.9 - 8.2 bar
Net Weight	1.3kg



### AF506

STANDARD EQUIPMENT: Nose Adapter, Hook.

## 16g Brad Nailer

AF601

Nail Type	Brad Nail
Nail Length	25-64mm
Nail Gauge	16Ga
Magazine Capacity	100 nails
Operating Pressure	70-120 PSI 4.9-8.2 bar
Net Weight	1.7kg



### AF601

STANDARD EQUIPMENT: Oil supply, nose adapter.

## Framing Nailer

AN924

Nail Type	Round-head
Nail Length	50-90mm
Nail Gauge	2.9-3.76mm
Magazine Angle	21°
Magazine Capacity	64-73
Operating Pressure	70-120 PSI 4.9-8.2 bar
Net Weight	3.8kg



### AN924

STANDARD EQUIPMENT: Safety goggles, oil supply, hook, hex wrench.

## Roofing Nailer

AN454

Nail Type	Wire collated coil nail
Nail Length	19 - 45mm
Nail Gauge	3.05mm
Magazine Capacity	120 nails
Operating Pressure	70 - 120 PSI 4.9 - 8.2 bar
Net Weight	2.4kg



### AN454

STANDARD EQUIPMENT: Safety goggles, oil supply, hook, hex wrench.



## Coil Nailer

AN613

Nail Type	Wire/plastic collated coil nail
Nail Length	38 – 65mm
Nail Gauge	2.3 – 2.5mm
Magazine Capacity	200 – 300 nails
Operating Pressure	70 – 120 PSI
	4.9 – 8.2 bar
Net Weight	2.2kg



### AN613

STANDARD EQUIPMENT: Safety Goggles, Oil supply, Nose Adapter, Hook, Hex Wrench.

## HP Air Compressor

AC310H

Max pressure	410psi
Max pressure	28bar
Output power	2.5hp
Tank capacity	6.2 Litres
Airflow	90 L/min (3.17cfm)
Wattage	1500w
Net weight	36-37kg

CAN RUN 8 BAR TOOLS



AC310H/2 240v

## Air Compressor

AC1350

Max. pressure	10bar/145psi
Output power	2.0hp
Tank capacity	50 litres
Airflow	240 litres/min (8.4cfm)
Net weight	29.5kg



AC1350/1 110v  
AC1350/2 240v

STANDARD EQUIPMENT: Safety valve.

## Air Compressor

AC1300

Max. pressure	10bar/145psi
Output power	2.0hp
Tank capacity	20 litres
Airflow	240 litres/min (8.4cfm)
Net weight	26.5kg



AC1300/1 110v  
AC1300/2 240v

STANDARD EQUIPMENT: Safety valve.



## Air Compressor

AC640

Max. pressure	8bar/116psi
Output power	1.5hp
Tank capacity	6 litres
Air displacement intake	170L/min (6.0cfm)
Free air delivery	67L/min (2.36cfm)
Net weight	14kg



AC640/1 110v  
AC640/2 240v

STANDARD EQUIPMENT: Safety valve.



## Air Compressor

MAC610

Max. pressure	8bar/116psi
Output power	1.1hp
Tank capacity	6 litres
Air displacement intake	160L/min (5.65cfm)
Free air delivery	55L/min (1.94cfm)
Net weight	8.5kg



MAC610/2

STANDARD EQUIPMENT: Safety valve, coiled hose, blow gun.



Submersible Pump

PF1110

Max delivery	250 litres/min
Max head	10m
Submersion depth	5m
Max solids diameter	35mm
Min. Suction level	50mm
Input wattage	1,100w
Net weight	7.00kg

240V ONLY

STAINLESS STEEL BODY  
FOR DIRTY WATER

IDEAL SOLUTION FOR:

- Drainage of basins with ,muddy water
- Drainage of wells and tanks
- Lifting water for irrigation or transfer



PF1110/2

Submersible Pump

PF1100

Max delivery	250 litres/min
Max head	9m
Submersion depth	5m
Max solids diameter	5mm
Min. Suction level	25mm
Input wattage	1,100w
Net weight	6.74kg

240V ONLY

STAINLESS STEEL BODY  
FOR CLEAN WATER

Ideal Solution for:

- Flooded rooms or tanks
- Drawing clean water
- Irrigation of orchards and gardens



PF1100/2

Submersible Pump

PF1010

Max delivery	240 litres/min
Max head	10m
Submersion depth	5m
Max solids diameter	35mm
Min. Suction level	40mm
Input wattage	1,100w
Net weight	6.64kg

240V ONLY

FOR DIRTY WATER



PF1010/2

Submersible Pump

PF0410

Max delivery	140 litres/min
Max head	5m
Submersion depth	5m
Max solids diameter	35mm
Min. Suction level	40mm
Input wattage	400w
Net weight	4.27kg

240V ONLY

FOR DIRTY WATER



PF0410/2

Submersible Pump

PF0300

Max delivery	140 litres/min
Max head	7m
Submersion depth	5m
Max solids diameter	5mm
Min. Suction level	20mm
Input wattage	300w
Net weight	4.23kg

240V ONLY

FOR CLEAN WATER



PF0300/2

Hot Power Washer

HW120

Pressure	120bar
Flow rate	510L/hr
Diesel burner	30-90°C
Motor type	Induction
Pump	Triplex
Tank capacity	8.0 litre
Net weight	78.7kg



HW120

STANDARD EQUIPMENT: Lance, 8m high pressure hose, nozzle.



Power Washer

HW140

Max Pressure	140 bar
Max Flow	500l/h
Input power	2.3kW
Pump head material	Brass
Piston material	INOX
Motor casing	Aluminium
Mechanical system	Wobble plate
Hose length	10m
Net weight	26.2kg

INDUCTION MOTOR



HW140

STANDARD EQUIPMENT: 10m high pressure soft hose, gun with safety catch, adjustable spray nozzle, rotating nozzle kit, nozzle cleaning tool, male and female adaptors.



Power Washer

HW132

Max Pressure	140 bar
Max Flow	420l/h
Input power	2.1kW
Pump head material	Aluminium
Piston material	INOX
Motor casing	Aluminium
Mechanical system	Wobble plate
Hose length	8m
Net weight	18.8kg

INDUCTION MOTOR



HW132

STANDARD EQUIPMENT: 8m high pressure soft hose, gun with safety catch, adjustable spray nozzle, rotating nozzle kit, foam nozzle, brush, nozzle cleaning tool, male and female adaptors



# POWER WASHERS

## Power Washer

HW1200

Max Pressure	120 bar
Max Flow	420l/hr
Input Power	1.8kW
Regular Pressure	100 bar
Hose Length	10m
Net Weight	11.0kg

SELF PRIMING FUNCTION



HW1200

STANDARD EQUIPMENT: Trigger gun, vario-power spray lance, cyclone jet nozzle, detergent bottle, cleaner pin, coupling sleeve, high pressure hose 10m, water hose connector, foam nozzle, connector.

## Power Washer

HW1300

Max Pressure	130 bar
Max Flow	450 l/hr
Input Power	1.8 kW
Regular Pressure	(Hi) 110 bar (Lo) 80 bar
Hose Length	10m
Net Weight	12.7kg

SELF PRIMING FUNCTION



HW1300

STANDARD EQUIPMENT: Trigger gun, vario-power spray lance, cyclone jet nozzle, detergent bottle, cleaner pin, coupling sleeve, high pressure hose 10m, water hose connector, foam nozzle, connector.

## Power Washer

HW111

Max Pressure	110 bar
Max Flow	370l/h
Input power	1.7kW
Pump head material	Aluminium
Piston material	INOX
Motor casing	Aluminium
Mechanical system	Wobble plate
Hose length	5.5m
Net weight	7.4kg



HW111

STANDARD EQUIPMENT: 5.5m high pressure soft hose, gun with safety catch, adjustable spray nozzle, rotating nozzle kit, lance, foam nozzle, brush, nozzle cleaning tool, male and female adaptors.

## Compact Power Washer

HW101

Pressure	100 bar
Flow rate	360l/hr
Input wattage	1.3kW
Motor type	Serial
Pump	Triplex with wobble plate
Net weight	6.5kg



HW101

STANDARD EQUIPMENT: 3m high pressure soft hose, trigger assembly, adjustable spray head, detergent bottle, hose connector

# MULTI LINE LASERS

## 12V Max CXT Green Multi Line Laser

SK10/20/  
40GD

Laser Colour	Green	Operating time:	SK10GD: 6 hrs SK20GD: 9 hrs SK40GD: 12 hrs
Safety Class	Class 2	Operating Temperature range	-10 °C to 40 °C
Wavelength	515nm	Net Weight	1.4-1.6kg
Line Width	3.0mm at 10m		
Lower dot beam colour	Red		
Lower dot beam Wavelength	650nm		
Vertical line indication range	± 4°, plumb point laser turns off when out of ± 3° or more		
Accuracy 2-vertical line	90° ± 0.01°		
Accuracy Emitted laser	± 1mm at 10m		



SK10GD Body only  
SK20GD Body only  
SK40GD Body only

STANDARD EQUIPMENT: Laser detector, laser receiver vice, laser viewing glass, shoulder strap, storage case.



## 12V Max CXT Red Multi Line Laser

SK700DZ

Laser Colour	Red	Line Width	2.0 mm at 5 m
Beam Directionfan angle	2x Vertical 360° 1x Horizontal 360°	Operating Time	22 hrs (approx) with BL1041B
Range /Diameter	2550m	Operating Temperature	-10 °C to 50 °C
Range /Diameter (with receiver)	70140m	Storage Temperature	-25 °C to 70 °C
Accuracy	± 2 mm/ 10 m	Tripod Thread	¼
Self levelling range	± 4°	Net Weight	0.99-1.2kg
Light Output Power	< 2.0 mW		
Wavelength	630 - 645 nm		
Safety Class	Class 2		



SK700DZ Body only

STANDARD EQUIPMENT: Target Plate, Adapter, Soft Bag



## 12V Max CXT Green Multi Line Laser

SK700GDZ

Laser Colour	Green	Line Width	2.0 mm at 5 m
Beam Directionfan angle	2x Vertical 360° 1x Horizontal 360°	Operating Time	14 hrs (approx) with BL1041B
Range /Diameter	3570m	Operating Temperature	-10 °C to 50 °C
Range /Diameter (with receiver)	70140m	Storage Temperature	-25 °C to 70 °C
Accuracy	± 2 mm/ 10 m	Tripod Thread	¼
Self levelling range	± 4°	Net Weight	0.99-1.2kg
Light Output Power	< 2.0 mW		
Wavelength	510 - 530 nm		
Safety Class	Class 2		



SK700GDZ Body only

STANDARD EQUIPMENT: Target Plate, Adapter, Soft Bag





# MULTI LINE LASER / SELF-LEVELLING LASER

# LASER DISTANCE MEASURE

## 12V Max CXT Cross Line Laser

SK105DZ  
SK105GDZ

Laser Colour	SK105DZ: Red SK105GDZ: Green	SK105DZ: 635 ± 5 nm, Class 2 SK105GDZ: 525 ± 5 nm, Class 2
Beam direction/fan angle	Vertical >160° Horizontal >180°	Laser line width at 5m < 2 mm
Range	SK105DZ: 25m SK105GDZ: 35m	Operating time 2 beam (4.0Ah) SK105DZ: 40hrs SK105GDZ: 20hrs
Range with receiver	80m	Operating temperature -10 to +50°C Storage temperature -25 to +70°C
Levelling accuracy	±0.3 mm/m = ±3.0 mm @ 10m	Tripod thread 1/4 Net Weight 0.67kg-0.84kg
Horizontal/Vertical line accuracy	±0.3 mm/m	
Self-levelling range	± 4°	
Self-levelling time	< 3s	
Laser type		



SK105DZ Body only  
SK105GDZ Body only

STANDARD EQUIPMENT: User manual CD, quick reference guide, safety instructions, laser target plate, L-adaptor, (magnetic) carry pouch.

## 12V Max CXT 4 Point Cross Line Laser

SK106DZ  
SK106GDZ

Laser Colour	SK106DZ: Red SK106GDZ: Green	Laser type SK106DZ: 635 ± 5 nm, Class 2 SK106GDZ: 525 ± 5 nm, Class 2
Beam direction/fan angle	Vertical >170° Horizontal >180°	Laser line width at 5m < 2 mm
Range	SK106DZ: 25m SK106GDZ: 35m	Operating time 2 beam + 4 point (4.0Ah) SK106DZ: 40hrs SK106GDZ: 20hrs
Range with receiver	80m	Operating temperature -10 to +50°C Storage temperature -25 to +70°C
Levelling accuracy	±0.3 mm/m = ±3.0 mm @ 10m	Tripod thread 1/4 Net Weight 0.69 kg-0.85kg
Horizontal/Vertical line accuracy	±0.3 mm/m	
Point accuracy	±0.2 mm/m	
Self-levelling range	± 4°	
Self-levelling time	< 3s	



SK106DZ Body only  
SK106GDZ Body only

STANDARD EQUIPMENT: User manual CD, quick reference guide, safety instructions, laser target plate, L-adaptor, (magnetic) carry pouch.

## Automatic Self-levelling Laser Level

SKR200Z

Operating Range	200m diameter with receiver
Self-levelling Accuracy	±1 mm at 10 m
Self-levelling range	±6°
Rotation speeds	0, 300, 450, 600 rpm
Laser type	635 nm (red), < 1 mW
Laser class	2
Dimension (HxWxD)	156x154x197mm
Power source	2x 1.5V LR20 (D)
Battery life	up to 60 hours
Storage temp. range	-20 to 70 °C
Operating temp. range	-10 to 50 °C
Protection class	IP54
Tripod Thread	5/8
Weight (with batteries)	1.6 kg



SKR200Z

STANDARD EQUIPMENT: Remote control, wall mount, laser intensive glasses, target plate, receiver, bracket for laser receiver, batteries, carry case.

## Laser Distance Measure

LD080P

Typical Measuring Tolerance	± 1.5 mm/10m	Auto laser switch off after 90 s	Auto power switch-off after 180 s
Max Measuring Tolerance	± 2.5 mm/10m	Battery durability (2 x AAA) up to 5000 measurements	
Range of target plate	80 m	Dimension	H:117 xD:57 xW:32mm
Typical Range	80 m	Net weight	0.14kg
Smallest unit displayed	0.1 mm	Temperature range:	
Ø laser point	6mm at 10m	Storage	-25 to 70 °C
Laser class	2	Operation	-10 to 50 °C
Laser type	635 nm, < 1 mW		
Protection class	IP54		

Certified to ISO 16331-1

LD080P

LD080PI Inclinometer

STANDARD EQUIPMENT: Pouch, strap, 2x AAA batteries.

- Functions:**
- Single distances
  - Minimum measurement
  - Maximum measurement
  - Addition of measurement
  - Subtraction of measurements
  - Area calculation
  - Volume calculation
  - Pythagoras (2-point)
  - Pythagoras (3-point)
  - Pythagoras (partial height)
  - Stake out function
  - Timer function
  - End piece flip out auto detection
  - Memory (20 last displays)
  - 360° Inclinometer\*
  - Height tracking\*

\*LD080PI only



## Laser Distance Measure

LD050P

Typical Measuring Tolerance	± 2.0 mm/10m	Auto laser switch off after 90 s	Auto power switch-off after 180 s
Max Measuring Tolerance	± 3.0 mm/10m	Battery durability (2 x AAA) up to 3000 measurements	
Range of target plate	50 m	Dimension	H:116 xD:45 xW:29mm
Typical Range*	40 m	Net weight	0.10kg
Smallest unit displayed	1 mm	Temperature range:	
Ø laser point	6mm at 10m	Storage	-25 to 70 °C
Laser class	2	Operation	0 to 40 °C
Laser type	635 nm, < 1 mW		
Protection class	IP54		

CERTIFIED TO ISO 16331-1

LD050P

STANDARD EQUIPMENT: Pouch, strap, 2x AAA batteries.

- Functions:**
- Single distances
  - Minimum measurement
  - Maximum measurement
  - Addition of measurement
  - Subtraction of measurements
  - Area calculation
  - Volume calculation
  - Pythagoras (2-point)
  - Pythagoras (3-point)
  - Tracking function
  - Memory (5 last displays)



## Laser Distance Measure

LD030P

Typical Measuring Tolerance	+/- 2.0mm/10m	<b>Functions:</b>
Max Measuring Tolerance	+/- 3.0mm/10m	
Measuring Range	0.2 - 30m	
Ø laser point	6mm @ 10m	<b>CERTIFIED TO ISO 16331-1</b>
Laser Class	2	
Laser Type	635nm, < 1 mW	
Protection Class	IP54	
Operating Temperature Range	0 - 40°C	
Storage Temperature Range	-25 - 70°C	
Dimensions (HxDxW)	117 x 53 x 25mm	
Power Source	2x AAA Batteries	
Net weight	0.10kg	

LD030P

STANDARD EQUIPMENT: 2x AAA batteries.



18V Angle Screwdriver

DFL020FZ  
DFL063FZ

	DFL020FZ	DFL063FZ
Max Output	230W	390W
No Load Speed	100-1,300rpm	180-1,300rpm
Torque Range	0.5 - 2Nm	1.5 - 6.5Nm
Driving Shank	3/8	3/8
Net weight	1.3-1.6kg	1.3-1.7kg

Programmable speed control: Speed control program consists of 6 steps. Controlled via USB on Windows (7/ 8/ 10)  
OKNOK judgement for each tightening  
Auto-stop system



USB SPEED CONTROL/ADJUSTMENT  
MAINTENANCE ALARM



DFL020FZ Square drive  
DFL063FZ Square drive

STANDARD EQUIPMENT: USB Cable.



18V Angle Screwdriver

DFL651FZ

Cell	Li-ion
Max output	500W
Torque range	25-65Nm
No load speed	80-200rpm
Driving shank	3/8 Square for all
Net weight	2.5-2.9kg



USB SPEED CONTROL/ADJUSTMENT

Anti-tamper adjustment, visual/audible warning of correct/incorrect fastening, auto-stop, Adjustment tool.



DFL651FZ

STANDARD EQUIPMENT: USB Cable.



14.4V Angle Screwdriver

DFL082/122  
/202FZ

	DFL082FZ	DFL122FZ	DFL202FZ
Capacity	3.0Ah	3.0Ah	3.0Ah
Cell	Li-ion	Li-ion	Li-ion
Charging Time	22 minutes	22 minutes	22 minutes
Max Output	180w	180w	180w
Torque range	2 - 8Nm	5 - 12Nm	8 - 20Nm
No load speed	700rpm	410rpm	220rpm
Driving shank	Square 3/8 for all		
Weight	1.5-1.9kg	1.5-1.9kg	1.5-1.9kg



DFL082FZ Square drive  
DFL122FZ Square drive  
DFL202FZ Square drive



14.4V Angle Screwdriver

DFL300FZ  
DFL400FZ

	DFL300FZ	DFL400FZ
Torque	16-30Nm	25-40Nm
Soft/hard joint	400rpm	260rpm
No load speed	1.7-2.1kg	1.8-2.1kg
Net weight	Ni-MH	

Anti-tamper adjustment, micro-processor accuracy control, visual/audible warning of correct/incorrect fastening, auto-stop, Adjustment tool + head protection cover available.



MARATHON  
CONTROL MASTER

DFL300FZ 3/8 Square drive  
DFL400FZ 3/8 Square drive



14.4V Angle Screwdriver

DFL083/125  
/204FZ

	DFL083FZ	DFL125FZ	DFL204FZ
Max Output	390W	390W	390W
No Load Speed	150-700rpm	100-700rpm	100-440rpm
Torque Range	2-8Nm	5-12Nm	8-20Nm
Driving Shank	3/8	3/8	3/8
Protector cover	Yellow	Blue	Red
Net weight	1.7-2.1kg	1.7-2.1kg	1.7-2.1kg

Programmable speed control: Speed control program consists of 6 steps. Controlled via USB on Windows (7/ 8/ 10)

OKNOK judgement for each tightening  
Auto-stop system

USB SPEED CONTROL/ADJUSTMENT  
MAINTENANCE ALARM



DFL083FZ Square drive  
DFL125FZ Square drive  
DFL204FZ Square drive

STANDARD EQUIPMENT: Protector, USB cable.



14.4V Angle Screwdriver

DFL302FZ  
DFL403FZ

	DFL302FZ	DFL403FZ
Max Output	390W	390W
No Load Speed	70-230rpm	50-220rpm
Torque Range	16-30Nm	25-40Nm
Driving Shank	3/8	3/8
Protector cover	Blue	Red
Net weight	2.0-2.3kg	2.0-2.3kg

Programmable speed control: Speed control program consists of 6 steps. Controlled via USB on Windows (7/ 8/ 10)

OKNOK judgement for each tightening  
Auto-stop system

USB SPEED CONTROL/ADJUSTMENT  
MAINTENANCE ALARM



DFL302FZ Square drive  
DFL403FZ Square drive

STANDARD EQUIPMENT: Protector, USB cable.



14.4V Brushless Impact Wrench

	DTWA070Z	DTWA100Z	DTWA140Z	DTWA190Z
No Load Speed	0-2,500rpm	0-2,700rpm	0-2,700rpm	0-2,600rpm
Impacts per min	0-3,000ipm	0-3,700ipm	0-3,300ipm	0-3,300ipm
Max. Torque	65Nm	95Nm	140Nm	185Nm
Standard Bolt	M5-M12	M5-M12	M6-M16	M8-M16
High Str. Bolt	M5-M10	M5-M10	M6-M12	M8-M14
Net Weight	1.1-1.4kg	1.2-1.5kg	1.2-1.5kg	1.3-1.6kg

**MAINTENANCE ALARM  
AUTOMATIC IMPACT STOP  
SYSTEM**



DTWA070/  
100/140/190Z



**DTWA070Z** 3/8 Square drive  
**DTWA100Z** 3/8 Square drive  
**DTWA140Z** 1/2 Square drive  
**DTWA190Z** 1/2 Square drive



14.4V Brushless Impact Driver

	DTDA040Z	DTDA070Z	DTDA140Z
No Load Speed	0-2,400rpm	0-2,500rpm	0-2,700rpm
Impacts per Min	0-3,300ipm	0-3,700ipm	0-3,700ipm
Max. Torque	35Nm	65Nm	140Nm
Standard Bolt	M5-M10	M5-M12	M6-M16
Sign Str. Bolt	M5-M8	M5-M10	M6-M12
Net Weight	1.1-1.4kg	1.1-1.4kg	1.2-1.5kg



DTDA040/  
070/140Z

**MAINTENANCE ALARM  
AUTOMATIC IMPACT STOP SYSTEM**



**DTDA040Z** 1/4 Hex drive  
**DTDA070Z** 1/4 Hex drive  
**DTDA140Z** 1/4 Hex drive

14.4V Impact Wrench

	BTW073Z	BTW103Z
Capacity	3.0Ah	3.0Ah
Cell	Li-ion	Li-ion
Charging Time	22 minutes	22 minutes
Standard Bolt	M5-M12	M5-M12
High Tensile Bolt	M5-M10	M5-M10
Max. Torque	65Nm	95Nm
No load speed	0-2,500rpm	0-2,700rpm
Net weight	1.3-1.6kg	1.0-1.3kg



BTW073Z  
BTW103Z



**BTW073Z** 3/8 Square drive  
**BTW103Z** 3/8 Square drive

**ONLY WORKS WITH:  
BL1415A BL1430A BL1415NA BL1415NAP**

14.4V Impact Driver

	BTD043Z	BTD063Z	BTD103Z
Max. Torque	35Nm	65Nm	95Nm
No load speed	0-2,300rpm	0-2,500rpm	0-2,700rpm
Net weight	1.0-1.2kg	1.0-1.3kg	1.0-1.3kg
Battery type	Li-ion	Li-ion	Li-ion



BTD043/063  
/103Z

**ONLY WORKS WITH:  
BL1415ABL1430A  
BL1415NABL1415NAP**



**BTD043Z** 1/4 Hex drive  
**BTD063Z** 1/4 Hex drive  
**BTD103Z** 1/4 Hex drive

14.4V Impact Driver

	BTD044Z*	BTD064Z*	BTD104Z*
Max. Torque	35Nm	65Nm	95Nm
No load speed	0-2,300rpm	0-2,500rpm	0-2,700rpm
Net weight	1.1-1.3kg	1.1-1.3kg	1.1-1.3kg
Battery type	Li-ion	Li-ion	Li-ion



BTD044/064  
/104Z

**ONLY WORKS WITH:  
BL1415ABL1430A  
BL1415NABL1415NAP**



**BTD044Z** 1/4 Hex drive  
**BTD064Z** 1/4 Hex drive  
**BTD104Z** 1/4 Hex drive

**\*PROGRAMMABLE**

18V Brushless Screwdriver

	DFT060TMZ	DFT120TMZ
Max Output	450W	450W
No Load Speed	50-1,000rpm	50-700rpm
Torque Range	2.0-6.0Nm	4.0-12.0Nm
Net Weight	1.4-1.8kg	1.4-1.8kg



DFT060T  
DFT120T

**PROGRAMMABLE SPEED CONTROL  
MAINTENANCE ALARM**



**DFT060TMZ** 1/4 Hex drive  
**DFT120TMZ** 1/4 Hex drive

18V Brushless Screwdriver

	DFT087FM3Z	DFT129FM3Z
Max Output	440W	440W
No Load Speed	100-1,250rpm	70-900rpm
Torque Range	3.0-8.0Nm	5.0-12.0Nm
Net Weight	1.3-1.6kg	1.3-1.6kg



DFT087F  
DFT129F

**PROGRAMMABLE SPEED CONTROL  
MAINTENANCE ALARM**



**DFT129FM3Z** 1/4 Hex drive  
**DFT087FM3Z** 1/4 Hex drive

STANDARD EQUIPMENT: DFT087F Blue protector, DFT129F Red protector.

18V Brushless Screwdriver

	DFT024FMZ	DFT025FMZ	DFT060FMZ
Max Output	340W	240W	400W
No Load Speed	260-1,600rpm	100-1,300rpm	100-1,300rpm
Torque Range	0.5-2Nm	0.5-2Nm	1.5-6.5Nm
Net Weight	1.2-1.5kg	1.2-1.5kg	1.2-1.5kg



DFT024/025  
/060FMZ

**USB SPEED CONTROL/ADJUSTMENT  
MAINTENANCE ALARM**



**DFT024FMZ** 1/4 Hex drive  
**DFT025FMZ** 1/4 Hex drive  
**DFT060FMZ** 1/4 Hex drive

STANDARD EQUIPMENT: USB cable.

14.4V Screwdriver

	DFT022FZ	DFT044FZ	DFT126FZ
Capacity	3.0Ah	3.0Ah	3.0Ah
Cell	Li-ion	Li-ion	Li-ion
Charging Time	22 minutes	22 minutes	22 minutes
Max Output	180w	180w	180w
Torque range	0.5 - 2Nm	1 - 4Nm	5 - 12Nm
No load speed	700rpm	950rpm	410rpm
Weight	1.3-1.8kg	1.3-1.8kg	1.3-1.8kg



DFT022/044  
/126FZ

**ONLY WORKS WITH:  
BL1415ABL1430A  
BL1415NABL1415NAP-  
BL1430**



**DFT022FZ** 1/4 Hex drive  
**DFT044FZ** 1/4 Hex drive  
**DFT126FZ** 1/4 Hex drive



14.4V Brushless Screwdriver

DFT023FMZ  
DFT045FMZ

	DFT023FMZ	DFT045FMZ
Torque		
Hard Joint	0.5-2.0Nm	1.0-4.0Nm
Soft Joint	0.5-2.0Nm	1.0-4.0Nm
Max output power	270W	270W
No load speed	400-1,300rpm	150-900rpm
Driving shank	1/4 Hex	1/4 Hex
Net weight	1.1-1.3kg	1.1-1.3kg
Battery type	Li-ion	Li-ion



**PROGRAMMABLE SPEED CONTROL**  
**MAINTENANCE ALARM**

Mistake proofing (poka-yoke) device can be externally



DFT023FMZ 1/4 Hex drive

DFT045FMZ 1/4 Hex drive

12V Screwdriver

BFT042FZ

	BFT081FZ
Torque	
Soft joint	1-3.5Nm
Hard joint	1-4.0Nm
No load speed	1-1,200rpm
Net weight	1.5-2.0kg
Battery type	Ni-MH



Anti-tamper adjustment, micro-processor accuracy control, visual/audible warning of correct/incorrect fastening, auto-stop.



BFT042FZ 1/4 Hex drive

9.6V Low Torque Screwdriver

BFT021FZ

	BFT021FZ
No load speed	320rpm
Fastening torque	
Soft/hard Joint	0.5-2Nm
Net weight	1.4-1.8kg
Battery type	Ni-MH



Anti-tamper adjustment, micro-processor accuracy control, visual/audible warning of correct/incorrect fastening, auto-stop.



BFT021FZ 1/4 Hex drive

14.4V Brushless Screwdriver

DFT085FMZ  
DFT127FMZ

	DFT085FMZ	DFT127FMZ
Torque		
Hard Joint	3.0-8.0Nm	5.0-12.0Nm
Soft Joint	3.0-8.0Nm	5.0-12.0Nm
Max output power	330W	330W
No load speed	150-900rpm	100-600rpm
Driving shank	1/4 Hex	1/4 Hex
Net weight	1.3-1.8kg	1.3-1.8kg
Battery type	Li-ion	Li-ion



**PROGRAMMABLE SPEED CONTROL**  
**MAINTENANCE ALARM**

Mistake proofing (poka-yoke) device can be externally



DFT085FMZ 1/4 Hex drive

DFT127FMZ 1/4 Hex drive

9.6V Screwdriver

BFT080FZ  
BFT122FZ

	BFT080FZ	BFT122FZ
Torque		
Soft joint	3-6.5Nm	5-10Nm
Hard Joint	13-8Nm	5-12Nm
No load speed	450rpm	320rpm
Net weight	1.4-1.8kg	1.4-1.8kg
Battery type	Ni-MH	Ni-MH



Anti-tamper adjustment, micro-processor accuracy control, visual/audible warning of correct/incorrect fastening, auto-stop, Adjustment tool + head protection cover available.



BFT080FZ 3/8 Hex drive

BFT122FZ 3/8 Hex drive

9.6V Impact Driver

BTD062Z

	BTD042Z
Machine screw	M4-M8
Standard bolt	M5-M10
Max. torque	40Nm
Impacts per minute	0-3,500ipm
No load speed	0-2,500rpm
Net weight	1.0-1.2kg
Battery type	Ni-MH



Anti-tamper adjustment, micro-processor accuracy control, visual/audible warning of correct/incorrect fastening, auto-stop.



BTD062Z 1/4 Hex drive

Model	Vibration m/s <sup>2</sup>		Work ModePosition	Noise dBA			Model	Vibration m/s <sup>2</sup>		Work ModePosition	Noise dBA		
	m/s <sup>2</sup>	K		L <sub>PA</sub>	L <sub>WA</sub>	K		m/s <sup>2</sup>	K		L <sub>PA</sub>	L <sub>WA</sub>	K
2712	-	-	-	93	105	4	AN924	8.1	1.5	-	106	116	1.5
4131	2.5	1.5	Cutting-metal	102	113	3	AN943	3.5	1.5	-	92	105	3
4329	7.0	1.5	Cutting-boards	83	94	3	AT638A	5.0	1.5	-	102	114	1.5
4329	5.0	1.5	Cutting-sheet-metal	-	-	-	BBO180	2.5	1.5	Sanding-metal-plate	77	-	3
6419	2.8	1.5	Drilling-into-metal	88	99	3	BCG180	2.5	1.5	-	70	-	3
6501	2.5	1.5	Drilling-into-metal	77	-	3	BCL180	-	-	-	-	-	-
6906	16.5	2	Impact tightening max	98	109	3	BDA351	2.5	1.5	Drilling-into-metal	73	-	3
8406	9.5	1.5	Impact-drilling-into-concrete	94	105	3	BDF453	2.5	1.5	Drilling-into-metal	72	-	3
8406	9.8	1.5	Drilling-into-concrete	-	-	-	BDF458	2.5	1.5	Drilling-into-metal	70	-	3
8406	2.5	1.5	Drilling-into-metal	94	105	3	BFL080F	2.5	1.5	Screwdriving-without-impact	70	-	3
9031	2.5	1.5	Sanding-metal-plate	83	94	3	BFL081F	2.5	1.5	Screwdriving-without-impact	70	-	3
9032	2.5	1.5	Sanding-metal-plate	84	95	3	BFR550	2.5	1.5	Screwdriving-without-impact	78	-	3
9046	3.5	1.5	Sanding-metal-plate	84	95	3	BFR750	2.5	1.5	Screwdriving-without-impact	76	-	3
9401	2.5	1.5	Sanding-metal-plate	89	100	3	BFS451	2.5	1.5	Screwdriving-without-impact	71	-	3
9403	2.5	1.5	Sanding-metal-plate	86	97	3	BFT021F	2.5	1.5	Screwdriving-without-impact	70	-	3
9404	2.5	1.5	Sanding-metal-plate	85	96	3	BFT042F	2.5	1.5	Screwdriving-without-impact	70	-	3
9920	2.5	1.5	Sanding-metal-plate	85	96	3	BFT080F	2.5	1.5	Screwdriving-without-impact	70	-	3
1806B	2.5	1.5	Planing-softwood	88	99	3	BFT122F	2.5	1.5	Screwdriving-without-impact	70	-	3
1911B	3.5	1.5	Planing-softwood	86	97	3	BFT123F	2.5	1.5	Screwdriving-without-impact	71	-	3
2012NB	-	-	-	85	98	3	BGA452	10.0	1.5	Surface-grinding	76	-	3
2704N	-	-	-	94	107	3	BGA522	2.5	1.5	Disc-sanding	-	-	-
4100KB	6.0	1.5	Concrete-cutting	96	107	3	BGD800	5.5	1.5	Surface-grinding	72	-	3
4101RH	5.5	1.5	Concrete-cutting	98	109	3	BHP453	10.0	1.5	Impact-drilling-into-concrete	83	94	3
4112HS	3.5	1.5	Concrete-cutting	102	113	3	BHP453	2.5	1.5	Drilling-into-metal	-	-	-
4114S	4	1.5	Concrete-cutting	103	114	3	BHP458	9.5	1.5	Impact-drilling-into-concrete	84	95	3
4350CT	7.5	1.5	Cutting-boards	84	95	3	BHP458	2.5	1.5	Drilling-into-metal	-	-	-
4350CT	4.5	1.5	Cutting-sheet-metal	-	-	-	BHR202	15.1	1.5	Hammer-drilling-into-concrete	88	99	3
4350FCT	7.5	1.5	Cutting-boards	84	95	3	BHR202	14.1	1.5	Chiselling	-	-	-
4350FCT	4.5	1.5	Cutting-sheet-metal	-	-	-	BHR202	3	1.5	Drilling-into-metal	-	-	-
4351FCT	6.0	1.5	Cutting-boards	85	96	3	BHR241	15.1	1.8	Hammer-drilling-into-concrete	88	99	3
4351FCT	4.5	1.5	Cutting-sheet-metal	-	-	-	BHR241	13.6	1.5	Chiselling	-	-	-
5008MG	3	1.5	Cutting-wood	95	106	3	BHR241	2.5	1.5	Drilling-into-metal	-	-	-
5008MG	3	1.5	Cutting-metal	-	-	-	BHR242	15.0	1.5	Hammer-drilling-into-concrete	88	99	3
5008MGA	3	1.5	Cutting-wood	95	106	3	BHR242	11.4	1.5	Chiselling	-	-	-
5008MGA	3	1.5	Cutting-metal	-	-	-	BHR242	3.5	1.5	Drilling-into-metal	-	-	-
5017RKB	2.5	1.5	Cutting-wood	93	104	3	BHR242	13.6	1.5	Hammer-drilling-into-concrete	90	101	3
5143R	2.5	1.5	Cutting-wood	94	105	3	BHR243	15.8	1.5	Hammer-drilling-into-concrete	88	99	3
5143R	2.5	1.5	Cutting-metal	-	-	-	BHR243	11.2	1.5	Chiselling	-	-	-
5903R	3	1.5	Cutting-wood	95	106	3	BHR243	2.5	1.5	Drilling-into-metal	-	-	-
5903R	4	1.5	Cutting-metal	-	-	-	BHR243	14.4	1.5	Hammer-drilling-into-concrete	90	101	3
6300-4	2.5	1.5	Drilling-into-metal	84	95	3	BHX2501	9.3	0.5	-	90.8	103.7	1.4
6510LVR	2.5	1.5	Drilling-into-metal	90	101	3	BJN161	6.5	1.5	Cutting-sheet-metal	93	104	3
6843	2.5	1.5	Screwdriving-without-impact	84	95	3	BJS130	5.5	1.5	Cutting-sheet-metal	74	-	3
6844(6846)	2.5	1.5	Screwdriving-without-impact	85	96	3	BJS161	13.0	1.5	Cutting-sheet-metal	71	-	3
6904VH	6.5	1.5	Impact tightening max	95	106	3	BJV180	7.0	1.5	Cutting-boards	84	95	3
7104L	2.5	1.5	-	90	103	3	BJV180	3.5	1.5	Cutting-sheet-metal	-	-	-
8406C	11.5	1.5	Impact-drilling-into-concrete	101	112	3	BKP180	4.5	1.5	Planing-softwood	87	98	3
8406C	6.5	1.5	Drilling-into-concrete	-	-	-	BLST713	2.5	1.5	-	88	98	3
8406C	2.5	1.5	Drilling-into-metal	101	112	3	B03710	3.5	1.5	Sanding-metal-plate	72	-	3
9237CB	2.5	1.5	Polishing	83	94	3	B03711	3.5	1.5	Sanding-metal-plate	72	-	3
9557NBR	7.5	1.5	Surface-grinding	86	97	3	B04555	2.5	1.5	Sanding-metal-plate	80	-	3
9557NBR	2.5	1.5	Disc-sanding	-	-	-	B04556	3	1.5	Sanding-metal-plate	82	93	3
9557NBR	2.5	1.5	Disc-sanding	-	-	-	B04900	2.5	1.5	Sanding-metal-plate	71	-	3
9558NBR	8.5	1.5	Surface-grinding	86	97	3	B04900V	2.5	1.5	Sanding-metal-plate	71	-	3
9558NBR	2.5	1.5	Disc-sanding	-	-	-	B05030	4.5	1.5	Sanding-metal-plate	80	-	3
9558NBR	2.5	1.5	Disc-sanding	-	-	-	B05031	4	1.5	Sanding-metal-plate	80	-	3
9564PCV	10.0	1.5	Grinding-anti-vibration-side-grip	81	92	3	B05041	3.5	1.5	Sanding-metal-plate	81	92	3
9564PCV	2.5	1.5	Disc-sanding	-	-	-	B06030	4.0	1.5	Sanding-metal-plate	77	-	3
9564PCV	2.5	1.5	Disc-sanding	-	-	-	B06050	5.0	1.5	Sanding-metal-plate	82	93	3
9565P	9.5	1.5	Surface-grinding	85	96	3	B06050	3.0	1.5	Polishing	-	-	-
9565P	2.5	1.5	Disc-sanding	-	-	-	BPB180	2.5	1.5	Cutting-metal	81	92	3
9565PCV	10.0	1.5	Grinding-anti-vibration-side-grip	82	93	3	BPJ180	2.5	1.5	Cutting-grooves-in-MDF	74	-	3
9565PCV	2.5	1.5	Disc-sanding	-	-	-	BST221	3.5	1.5	-	82	93	3
9565PCV	2.5	1.5	Disc-sanding	-	-	-	BTD043	5.0	1.5	Impact tightening max	89	100	3
9903	2.5	1.5	Sanding-metal-plate	85	96	3	BTD044	5.0	1.5	Impact tightening max	89	100	3
9911	2.5	1.5	Sanding-metal-plate	83	94	3	BTD062	9.0	1.5	Impact tightening max	90	101	3
AF353	3.7	1.5	-	92	101	3	BTD063	7.0	1.5	Impact tightening max	91	102	3
AF506	7.6	1.5	-	99	109	1.5	BTD064	7.0	1.5	Impact tightening max	91	102	3
AF601	6.8	1.5	-	104	115	1.5	BTD103	8.5	1.5	Impact tightening max	93	104	3
AN454	5.7	1.5	-	102	113	1.5	BTD104	8.5	1.5	Impact tightening max	93	104	3
AN613	3.06	1.5	-	116.3	130.6	1.5	BTLO61	17.5	1.5	Impact tightening max	91	102	3
AN902	2.52	1.3	-	9									

# VIBRATION AND NOISE CHART

Model	Vibration m/s <sup>2</sup>		Work ModePosition	Noise dBA			Model	Vibration m/s <sup>2</sup>		Work ModePosition	Noise dBA		
	m/s <sup>2</sup>	K		L <sub>PA</sub>	L <sub>WA</sub>	K		m/s <sup>2</sup>	K		L <sub>PA</sub>	L <sub>WA</sub>	K
BTP141	10.5	1.5	Impact tightening max	85	96	3	DGA463	6.5	1.5	Surface-grinding	79	-	3
BTP141	2.5	1.5	Drilling-into-metal	-	-	-	DGA463	2.5	1.5	Disc-sanding	-	-	-
BTW073	8.0	1.5	Impact tightening max	91	102	3	DGA463	6.0	1.5	Surface-grinding	79	-	3
BTW103	8.5	1.5	Impact tightening max	92	103	3	DGA463	2.5	1.5	Disc-sanding	-	-	-
BTW251	11.0	1.5	Impact tightening max	94	105	3	DGA467	5.5	1.5	Surface-grinding	80	-	3
BTW450	19.0	1.5	Impact tightening max	94	105	3	DGA467	2.5	1.5	Disc-sanding	-	-	-
BUH523	2.5	1.5	-	73	-	4.3	DGA467	5.0	1.5	Surface-grinding	80	-	3
BUH523	-	-	-	-	84.3	4.3	DGA467	2.5	1.5	Disc-sanding	-	-	-
BUR181	2.5	1.5	-	82	88.5	2.5	DGA469	5.0	1.5	Surface-grinding	80	-	3
BUR181	-	-	-	-	88.5	-	DGA469	5.5	1.5	Surface-grinding	80	-	3
BVR350	3	1.5	Operation-without-load	74	-	3	DGA469	2.5	1.5	Disc-sanding	-	-	-
CA5000	2.5	1.5	Cutting-wood	88	99	3	DGA469	2.5	1.5	Disc-sanding	-	-	-
CA5000	2.5	1.5	Groove cutting	-	-	-	DGA513	6.5	1.5	Surface-grinding	79	-	3
CA5000	2.5	1.5	Cutting-metal	-	-	-	DGA513	2.5	1.5	Disc-sanding	-	-	-
CC301D	2.5	1.5	Concrete-cutting	84	95	3	DGA513	6.0	1.5	Surface-grinding	79	-	3
CG100D	2.5	1.5	-	70	-	3	DGA513	2.5	1.5	Disc-sanding	-	-	-
CP100D	2.5	1.5	no-load	70	-	3	DGA517	6.0	1.5	Surface-grinding	80	-	3
DA001G	2.5	1.5	Drilling-into-metal	84	95	3	DGA517	2.5	1.5	Disc-sanding	-	-	-
DA3010	2.5	1.5	Drilling-into-metal	81	92	3	DGA517	5.5	1.5	Surface-grinding	80	-	3
DA3010F	2.5	1.5	Drilling-into-metal	81	92	3	DGA517	2.5	1.5	Disc-sanding	-	-	-
DA3011	2.5	1.5	Drilling-into-metal	81	92	3	DGA519	5.5	1.5	Surface-grinding	80	-	3
DA3011F	2.5	1.5	Drilling-into-metal	81	92	3	DGA519	7.0	1.5	Surface-grinding	80	-	3
DA433D	3.0	1.5	Drilling-into-metal	70	-	3	DGA519	2.5	1.5	Disc-sanding	-	-	-
DA4000LR	4.6	2.9	Drilling-into-metal	80	-	3	DGA519	2.5	1.5	Disc-sanding	-	-	-
DA4031	2.5	1.5	Drilling-into-metal	87	98	3	DGA700	7.5	1.5	Surface-grinding	88	99	3
DBN500	2.5	1.5	-	79	-	3	DGA700	2.5	1.5	Disc-sanding	-	-	-
DBN600	2.5	1.5	-	89	100	3	DGA700	7.5	1.5	Surface-grinding	88	99	3
DBO380	3.6	1.5	Sanding-metal-plate	72	-	3	DGA700	2.5	1.5	Disc-sanding	-	-	-
DBS180	2.5	1.5	Sanding-metal-plate	77	-	3	DGA900	7.0	1.5	Surface-grinding	88	99	3
DCC500	4.0	1.5	Concrete-cutting	96	107	3	DGA900	2.5	1.5	Disc-sanding	-	-	-
DCE090	5.9/4.0	1.5	Concrete-cutting	103	114	3	DGA900	7.5	1.5	Surface-grinding	88	99	3
DCO180	2.5	1.5	-	77	-	3	DGA900	2.5	1.5	Disc-sanding	-	-	-
DCO181	2.5	1.5	-	78	-	3	DGP180	2.5	1.5	Grease pressure	76	-	3
DCS552	2.5	1.5	Cutting-metal	102	113	3	DHK180	5.7	1.5	Chiselling	79	-	2.26
DCS553	2.5	1.5	Cutting-metal	103	114	3	DHK180	-	-	-	93.3	2.26	
DCU180	2.5	1.5	no-load	70	-	3	DHP482	6.0	1.5	Impact-drilling-into-concrete	82	93	3
DDA450	2.5	1.5	Drilling-into-metal	83	94	3	DHP482	2.5	1.5	Drilling-into-metal	-	-	-
DDA460	2.5	1.5	Drilling-into-metal	85	96	3	DHP484	8.0	1.5	Impact-drilling-into-concrete	88	99	3
DDF083	2.5	1.5	Drilling-into-metal	77	-	3	DHP484	2.5	1.5	Drilling-into-metal	-	-	-
DDF482	2.5	1.5	Drilling-into-metal	75	-	3	DHP485	8.0	1.5	Impact-drilling-into-concrete	82	93	3
DDF484	2.5	1.5	Drilling-into-metal	76	-	3	DHP485	2.5	1.5	Drilling-into-metal	-	-	-
DDF485	2.5	1.5	Drilling-into-metal	74	-	3	DHP486	8.0	1.5	Impact-drilling-into-concrete	84	95	3
DDF486	2.5	1.5	Drilling-into-metal	74	-	3	DHP486	2.5	1.5	Drilling-into-metal	-	-	-
DDF487	2.5	1.5	Drilling-into-metal	73	-	3	DHP487	10.5	1.5	Impact-drilling-into-concrete	83	94	3
DDG460	2.5	1.5	Drilling-into-metal	85	96	3	DHP487	2.5	1.5	Drilling-into-metal	-	-	-
DF001D	2.5	1.5	Screwdriving-without-impact	70	-	3	DHR165	3.0	1.5	Drilling-into-metal	-	-	-
DF012D	2.5	1.5	Drilling-into-metal	70	-	3	DHR165	12.2	1.8	Hammer-drilling-into-concrete	86	97	3
DF0300	2.5	1.5	Drilling-into-metal	80	91	3	DHR171	13.1	1.6	Hammer-drilling-into-concrete	84	95	3
DF032D	2.5	1.5	Drilling-into-metal	71	-	3	DHR182	12.5	2.2	Hammer-drilling-into-concrete	88	99	3
DF033D	2.5	1.5	Drilling-into-metal	70	-	3	DHR182	11.5	2	Chiselling	-	-	-
DF332D	2.5	1.5	Drilling-into-metal	72	-	3	DHR182	11.6	1.5	Hammer-drilling-into-concrete	88	99	3
DF333D	2.5	1.5	Drilling-into-metal	70	-	3	DHR263	17.4	1.5	Hammer-drilling-into-concrete	90	101	3
DFL020F	2.5	1.5	Screwdriving-without-impact	70	-	3	DHR263	14.2	1.5	Chiselling	-	-	-
DFL063F	2.5	1.5	Screwdriving-without-impact	70	-	3	DHR263	3.0	1.5	Drilling-into-metal	-	-	-
DFL083F	2.5	1.5	Screwdriving-without-impact	70	-	3	DHR264	18.5	1.5	Hammer-drilling-into-concrete	90	101	3
DFL125F	2.5	1.5	Screwdriving-without-impact	70	-	3	DHR264	13.7	1.5	Chiselling	-	-	-
DFL204F	2.5	1.5	Screwdriving-without-impact	70	-	3	DHR264	5.0	1.5	Drilling-into-metal	-	-	-
DFL302F	2.5	1.5	Screwdriving-without-impact	70	-	3	DHR280	9.0	1.5	Hammer-drilling-into-concrete	93	104	3
DFL403F	2.5	1.5	Screwdriving-without-impact	70	-	3	DHR280	8.5	1.5	Chiselling	-	-	-
DFN350	2.5	1.5	Nailing wood	81	92	3	DHR280	2.5	1.5	Drilling-into-metal	-	-	-
DFRS51	2.5	1.5	Screwdriving-without-impact	74	-	3	DHR280	8.0	1.5	Hammer-drilling-into-concrete	92	103	3
DFS250	2.5	1.5	Screwdriving-without-impact	72	-	3	DHR280	8.0	1.5	Hammer-drilling-into-concrete	92	103	3
DFS251	2.5	1.5	Screwdriving-without-impact	72	-	3	DHR281	9.5	1.5	Hammer-drilling-into-concrete	92	103	3
DFS452	2.5	1.5	Screwdriving-without-impact	72	-	3	DHR281	9.0	1.5	Chiselling	-	-	-
DFT023F	2.5	1.5	Screwdriving-without-impact	70	-	3	DHR281	2.5	1.5	Drilling-into-metal	-	-	-
DFT024F	2.5	1.5	Screwdriving-without-impact	70	-	3	DHR281	8.0	1.5	Hammer-drilling-into-concrete	92	103	3
DFT025F	2.5	1.5	Screwdriving-without-impact	70	-	3	DHR281	8.0	1.5	Hammer-drilling-into-concrete	92	103	3
DFT045F	2.5	1.5	Screwdriving-without-impact	70	-	3	DHR400	5.0	1.5	Hammer-drilling-into-concrete	91	102	3
DFT060F	2.5	1.5	Screwdriving-without-impact	70	-	3	DHR400	4.5	1.5	Chiselling	-	-	-
DFT085F	2.5	1.5	Screwdriving-without-impact	70	-	3	DHR400	4.5	1.5	Chiselling-function-with-side-grip	-	-	-
DFT127F	2.5	1.5	Screwdriving-without-impact	70	-	3	DHS660	2.5	1.5	Cutting-wood	93	104	3
DG001G	2.5	1.5	Drilling-into-metal	84	95	3	DHS680	2.5	1.5	Cutting-wood	94	105	3

# VIBRATION AND NOISE CHART

Model	Vibration m/s <sup>2</sup>		Work ModePosition	Noise dBA			Model	Vibration m/s <sup>2</sup>		Work ModePosition	Noise dBA		
	m/s <sup>2</sup>	K		L <sub>PA</sub>	L <sub>WA</sub>	K		m/s <sup>2</sup>	K		L <sub>PA</sub>	L <sub>WA</sub>	K
DHS710	2.5	1.5	Cutting-wood	94	105	3	DSC163	2.5	1.5	no load	78	-	3
DHS782	2.5	1.5	Cutting-wood	93	104	3	DSD180	5.0	1.5	Cutting-boards	79	-	3
DHS782	2.5	1.5	Cutting-metal	-	-	-	DSD180	2.5	1.5	cutting-plasterboard	-	-	-
DHS900	2.5	1.5	Cutting-wood	93	104	3	DSL800	2.5	1.5	Disc-sanding	75	-	3
DHS900	2.5	1.5	Cutting-metal	-	-	-	DSP600	2.5	1.5	Cutting-wood	92	103	3
DHW080	2.5	1.5	water pressure	70.9	-	3.6	DSP600	2.5	1.5	Cutting-metal	-	-	-
DHW080	-	-	-	-	83.2	3.6	DSP601	2.5	1.5	Cutting-wood	92	103	3
DJR183	8.0	1.5	Cutting-boards	77	-	3	DSP601	2.5	1.5	Cutting-metal	-	-	-
DJR183	7.0	1.5	Cutting-wooden-beam	-	-	-	DSS501	2.5	1.5	Cutting-wood	92	103	3
DJR185	8.0	1.5	Cutting-boards	76	-	3	DSS510	2.5	1.5	Cutting-wood	91	102	3
DJR185	7.0	1.5	Cutting-wooden-beam	-	-	-	DSS611	2.5	1.5	Cutting-wood	93	104	3
DJR186	13.0	1.5	Cutting-boards	84	95	3	DST112	2.5	1.5	-	76	-	3
DJR186	12.5	1.5	Cutting-wooden-beam	-	-	-	DTD152	10.5	1.5	Impact tightening max	93	104	3
DJR187	16.5	1.5	Cutting-boards	84	95	3	DTD153	13.0	1.5	Impact tightening max	96	107	3
DJR187	15.5	1.5	Cutting-wooden-beam	-	-	-	DTD154	12.5	1.5	Impact tightening max	96	107	3
DJR188	15.5	1.5	Cutting-boards	83	94	3	DTD156	10.0	1.5	Impact tightening max	92	103	3
DJR188	15.0	1.5	Cutting-wooden-beam	-	-	-	DTD157	11.5	1.5	Impact tightening max	95	106	3
DJR360	16.5	1.5	Cutting-boards	85	96	3	DTD171	13.5	1.5	Impact tightening max	97	108	3
DJR360	15.5	1.5	Cutting-wooden-beam	-	-	-	DTDA040	4.5	1.5	Impact tightening max	90	101	3
DJV182	7.0	1.5	Cutting-boards	86	97	3	DTDA070	8.0	1.5	Impact tightening max	92	103	3
DJV182	3.5	1.5	Cutting-sheet-metal	-	-	-	DTDA140	8.5	1.5	Impact tightening max	94	105	3
DJV182	-	-	-	77	-	3	DTM50	2.5	1.5	Sanding	78	-	3
DKP181	5.0	2.5	Planing-softwood	84	95	3	DTM50	10.0	1.5	Cutting-with-plunge-cut-saw-blade	84	95	3
DLM382	2.5	2	-	81	91	3	DTM50	5.5	1.5	Cutting-with-segmental-saw-blade	81	92	3
DLM382	-	-	-	-	91	0.7	DTM50	9.5	1.5	Scraping	83	94	3
DLM432	2.5	1.5	-	81	92	3	DTM51	3.0	1.5	Sanding	77	-	3
DLM432	-	-	-	-	94	1.3	DTM51	7.0	1.5	Cutting-with-plunge-cut-saw-blade	81	92	3
DLM460	2.5	1.5	-	79	91	3.4	DTM51	4.5	1.5	Cutting-with-segmental-saw-blade	76	-	3
DLM460	-	-	-	-	91	-	DTM51	5.5	1.5	Scraping	80	91	3
DLM462	2.5	1.5	Metal-2-blade	82.7	90.9	3	DTM52	2.5	1.5	Sanding	69	-	3
DLM462	-	-	-	-	93	1.5	DTM52	2.5	1.5	Cutting-with-plunge-cut-saw-blade	72	-	3
DLM462	2.5	1.5	Metal-2-blade(725276*5)	82.8	92.5	3	DTM52	2.5	1.5	Cutting-with-segmental-saw-blade	76	-	3
DLM462	-	-	-	-	95	0.4	DTM52	2.5	1.5	Scraping	71	-	3
DLM530	2.5	1.5	Metal-2-blade	78.1	90.4	3	DTR180	2.5	1.5	Tying metalrod	-	85	3
DLM530	-	-	-	-	92								

# VIBRATION AND NOISE CHART

Model	Vibration m/s <sup>2</sup>		Work Mode/Position	Noise dBA			Model	Vibration m/s <sup>2</sup>		Work Mode/Position	Noise dBA		
	m/s <sup>2</sup>	K		L <sub>PA</sub>	L <sub>WA</sub>	K		m/s <sup>2</sup>	K		L <sub>PA</sub>	L <sub>WA</sub>	K
DUC305	-	-	-	-	100.4	1.41	DUR368L	-	-	-	-	89	1.2
DUC306	3.6	1.5	Cutting wood	95	103	3	DUR368L	2.5	1.5	Metal-4-blade(195150*5)	74.7	89.2	1.0/1.6
DUC306	-	-	-	-	100.7	2.2	DUR368L	-	-	-	-	89.2	1.6
DUC353	5.3	1.5	Cutting wood	87.7	100.4	2	DUR368L	2.5	1.5	Plastic blade assy(126642*3)	75.1	86	0.3/0.4
DUC353	-	-	-	-	100.4	1.41	DUR368L	-	-	-	-	86	0.4
DUC355	5.3	1.5	Cutting wood	87.7	100.4	2	DUR369A	2.5	1.5	Metal-2-blade(729089*6)	82	93.7	0.9/0.4
DUC355	-	-	-	-	100.4	1.41	DUR369A	-	-	-	-	93.7	0.4
DUC405	5.3	1.5	Cutting wood	87.7	100.4	2	DUR369A	2.5	1.5	Nyroncord(95-M10L)(123556*7)	80.5	93.8	2.5/1.8
DUC405	-	-	-	-	100.4	1.41	DUR369A	-	-	-	-	92	2.1
DUH502	2.5	1.5	Rear Handle(main)	76	87	3	DUR369A	2.5	1.5	Plastic blade assy(126642*3)	78.7	88.2	0.5/0.4
DUH502	2.5	1.5	Front Handle (Sub)	-	86.8	3	DUR369A	-	-	-	-	86	1.7
DUH601	2.5	1.5	Rear Handle(main)	80	91	3	DUR369L	2.5	1.5	Metal-2-blade(729089*6)	82	93.7	0.9/0.4
DUH601	2.5	1.5	Front Handle (Sub)	-	91.5	1.3	DUR369L	-	-	-	-	93.7	0.4
DUH604S	2.5	1.5	Rear Handle(main)	79	90	3	DUR369L	2.5	1.5	Nyroncord(95-M10L)(123556*7)	80.5	93.8	2.5/1.8
DUH604S	2.5	1.5	Front Handle (Sub)	-	89.3	1.6	DUR369L	-	-	-	-	92	2.1
DUH751	2.5	1.5	Rear Handle(main)	81	92	3	DUR369L	2.5	1.5	Plastic blade assy(126642*3)	78.7	88.2	0.5/0.4
DUH751	2.5	1.5	Front Handle (Sub)	-	92.4	1	DUR369L	-	-	-	-	86	1.7
DUH754S	2.5	1.5	Rear Handle(main)	81	92	3	DUS054	2.5	1.5	-	-	70	-
DUH754S	2.5	1.5	Front Handle (Sub)	-	91.1	0.6	DUT130	2.5	1.5	-	-	74	-
DUM111	2.5	1.5	-	70	-	2	DUX18	2.5	1.5	-	-	73.8	86.8
DUM111	-	-	-	-	74	1	DUX18	-	-	-	-	86.8	3.3
DUM111	2.5	1.5	-	70	-	-	DUX18	3.4/5.0	1.9/1.9	-	-	80.7	91.4
DUM111	2.5	1.5	200mmBlade	70	-	3	DUX18	4.6/3.2	1.5	-	-	78.1	91.3
DUM111	-	-	-	-	78	1	DUX18	2.5	1.5	-	-	83.6	98.6
DUM604	2.5	1.5	-	76	-	1	DUX18	-	-	-	-	98.6	1.5
DUM604	-	-	-	-	80.88	2	DUX18	2.5	1.5	230mm Blade 4	78.7	94	1.2/2.3
DUN461W	2.5	1.5	Front-grip	74	-	3	DUX18	-	-	-	-	94	2.3
DUN461W	2.5	1.5	Rear-handle	-	85.4	2.9	DUX18	2.5	1.5	Timmer head 96-M10L(127541*2)	77.7	91.7	1.7/1.2
DUN500W	4.7	1.5	Front-grip	81	92	3	DUX18	-	-	-	-	90.1	2.6
DUN500W	2.5	1.5	Rear-handle	-	91.8	0.7	DUX18	2.5	1.5	Plastic blade assembly(126642*3)	79.3	90.5	1.0/1.3
DUN600L	3.8	1.5	Front-handle	82	93	3	DUX18	-	-	-	-	90.6	3.1
DUN600L	2.7	1.5	Rear-handle	-	93.4	1.4	DUX18	2.5	1.5	Timmer head 96-M10L(127541*2)	78.2	92.4	2.1/1.2
DUP361	2.5	1.5	-	70	-	3.2	DUX18	-	-	-	-	90.2	2.2
DUP362	2.5	1.5	-	70	-	1.4	DUX18	2.5	1.5	Plastic blade assembly(126642*3)	79.8	91	0.8/2.0
DUR189	2.5	0.1	Nyroncord(123932*5)	78	-	2	DUX18	-	-	-	-	90.7	1.4
DUR189	2.5	0.4	Nyroncord(123932*5)	-	84.6	1.5	DUX18	3.1/3.5	1.5	-	-	83	94
DUR189	2.5	0.3	Plasticblade(198383*11)	78	-	3.7	DUX18	-	-	-	-	94	0.8
DUR189	2.5	0.6	Plasticblade(198383*11)	-	87.1	1.1	DUX18	5.5/3.8	1.5	-	-	84	95
DUR190L	2.5	1.5	Metal-4-blade(729025*2)	77	91.6	3.9/2.4	DUX18	-	-	-	-	95.1	1.1
DUR190L	-	-	-	-	91.6	2.4	DUX18	2.5	2.9	1.5	-	81	92
DUR190L	2.5	1.5	Nyroncord(126674*0)	74	87.1	1.9/0.9	DUX18	-	-	-	-	91.6	2.9
DUR190L	-	-	-	-	87.5	1.9	DUX18	4.3/3.7	1.5	-	-	79	90
DUR190L	2.5	1.5	Plasticblade(126642*3)	75.6	85.9	1.3/2.1	DUX18	-	-	-	-	90	2.4
DUR190L	-	-	-	-	87.4	1.4	DUX18	2.9/3.0	1.5	-	-	82	93
DUR190U	2.5	1.5	Metal-4-blade(729025*2)	77	91.6	3.9/2.4	DUX18	-	-	-	-	93.1	1
DUR190U	-	-	-	-	91.6	2.4	DUX18	2.5	1.5	guide bar : 255mmchain : 91VXL	87	102	3
DUR190U	2.5	1.5	Nyroncord(126674*0)	74	87.1	1.9/0.9	DUX18	2.5	1.5	guide bar : 255mmchain : 91VXL	87	102	3
DUR190U	-	-	-	-	87.5	1.9	DUX18	2.7/2.5	1.5	guide bar : 250mmchain:90PX	93	102	3
DUR190U	2.5	1.5	Plasticblade(126642*3)	75.6	85.9	1.3/2.1	DUX18	2.9/2.5	1.5	guide bar : 250mmchain:91PX	93	102	3
DUR190U	-	-	-	-	87.4	1.4	DUX18	3.2/2.5	1.5	guide bar : 300mmchain:90PX	93	104	3
DUR191L	2.5	1.5	Metal-4-blade(729025*2)	77	91.6	3.9/2.4	DUX18	3.7/2.5	1.5	guide bar : 300mmchain:91PX	94	103	3
DUR191L	-	-	-	-	91.6	2.4	DUX18	2.5	1.5	guide bar : 250mmchain:90PX	93	102	3
DUR191L	2.5	1.5	Nyroncord(126674*0)	74	87.1	1.9/0.9	DUX18	2.5	1.5	guide bar : 250mmchain:91PX	93	102	3
DUR191L	-	-	-	-	87.5	1.9	DUX18	2.5	1.5	guide bar : 300mmchain:90PX	93	104	3
DUR191L	2.5	1.5	Plasticblade(126642*3)	75.6	85.9	1.3/2.1	DUX18	2.6/2.5	1.5	guide bar : 300mmchain:91PX	94	103	3
DUR191L	-	-	-	-	87.4	1.4	DUX18	2.5	1.5	-	-	73	83.4
DUR191U	2.5	1.5	Metal-4-blade(729025*2)	77	91.6	3.9/2.4	DUX18	2.5	1.5	-	-	83.2	3.8/2.9
DUR191U	-	-	-	-	91.6	2.4	DUX18	2.5	1.5	-	-	76	86.8
DUR191U	2.5	1.5	Nyroncord(126674*0)	74	87.1	1.9/0.9	DUX18	2.6/2.5	1.5	-	-	76.2	85.8
DUR191U	-	-	-	-	87.5	1.9	DUX18	4.2/2.2	1.2	-	-	85.3	99.5
DUR191U	2.5	1.5	Plasticblade(126642*3)	75.6	85.9	1.3/2.1	DUX18	-	-	-	-	99.5	-
DUR191U	-	-	-	-	87.4	1.4	DUX18	2.8/2.5	1.6	-	-	81.2	90.9
DUR191U	2.5	1.5	Nyroncord 95-M10L(126674*0)	74.8	87.8	0.4/1.9	DUX18	-	-	-	-	90.9	1.3
DUR192L	-	-	-	-	87.9	1.71	DUX60	2.5/2.5	1.5	-	-	74.8	88.2
DUR192L	2.5	1.5	Nyroncord 96-M10L(127541*2)	74	87.6	2.7/2.8	DUX60	-	-	-	-	88.2	-
DUR368A	2.5	1.5	Nyroncord(95-M10L)(126674*0)	76.4	89	1.6/1.0	DUX60	3.0/2.5	1.5	-	-	78.5	90.2
DUR368A	-	-	-	-	89	1.2	DUX60	-	-	-	-	90.2	-
DUR368A	2.5	1.5	Metal-4-blade(195150*5)	74.7	89.2	1.0/1.6	DUX60	5.0/2.5	1.5	-	-	84.3	93.3
DUR368A	-	-	-	-	89.2	1.6	DUX60	-	-	-	-	93.3	-
DUR368A	2.5	1.5	Plastic blade assy(126642*3)	75.1	86	0.3/0.4	DUX60	2.5/2.5	1.5	-	-	77	88.5
DUR368A	-	-	-	-	86	0.4	DUX60	-	-	-	-	88.5	-
DUR368L	2.5	1.5	Nyroncord(95-M10L)(126674*0)	76.4	89	1.6/1.0	DUX60	3.0/2.5	1.5	-	-	82.5	93.3

# VIBRATION AND NOISE CHART

Model	Vibration m/s <sup>2</sup>		Work Mode/Position	Noise dBA			Model	Vibration m/s <sup>2</sup>		Work Mode/Position	Noise dBA		
	m/s <sup>2</sup>	K		L <sub>PA</sub>	L <sub>WA</sub>	K		m/s <sup>2</sup>	K		L <sub>PA</sub>	L <sub>WA</sub>	K
DUX60	-	-	-	-	93.3	-	E43500F	-	-	-	-	116.5	-
DUX60	3.0/2.5	1.5	-	84.7	92.8	2.3/1.6	E43500P	5.0/4.0	2.0/2.0	Cutting Wood	105.0	117.0	2.5/2.5
DUX60	-	-	-	-	92.8	-	E43500P	-	-	-	-	115	-
DUX60	2.5	1.5	-	76	87.7	1.8/1.5	E43500P	6.6/4.5	2.0/2.0	Cutting Wood	105.1	115.3	2.5/2.5
DUX60	-	-	-	-	87.7	-	E43500P	-	-	-	-	115.6	-
DUX60	2.5	1.5	-	84.7	93.5	2.5/2.2	E43500TH	2.2	0.4	-	95.6	102.4	0.8/1.0
DUX60	-	-	-	-	93.5	-	E43500TH	-	-	-	-	102.4	-
DUX60	4.0/2.5	1.5	-	77	85.6	1.9/2.0	E43500TH	2.5	0.6	-	96	102.5	0.4/1.6
DUX60	-	-	-	-	85.6	-	E43500TH	-	-	-	-	102.5	-
DUX60	2.5	1.5	-	83.2	99.3	3.9/2.5	E43500TH	2.2	0.4	-	95.6	101.9	0.5/0.5
DUX60	-	-	-	-	99.3	2.5	E43500TH	-	-	-	-	101.9	-
DUX60	2.5	1.5	230mm Blade 4	79.9	94.5	2.6/2.0	E43500TH	2.9	0.5	-	95.7	101.7	0.9/1.0
DUX60	-	-	-	-	94.5	2	E43500TH	-	-	-	-	101.7	-
DUX60	2.5	1.5	Timmer head 96-M10L(127541*2)	79	91.8	2.6/1.7	E43500TH	2.3	1.2	-	102.8	110.6	1.6/0.8
DUX60	-	-	-	-	90.9	1.4	E43500TH	-	-	-	-	110.6	-
DUX60	2.5	1.5	Plastic blade assembly(126642*3)	80.1	91	0.7/1.6	E43500TH	3.5	0.8	-	102.5	110.7	1.8/0.7
DUX60	-	-	-	-	90.9	2	E43500TH	-	-	-	-	110.7	-
DUX60	2.5	1.5	Timmer head 96-M10L(127541*2)	79.9	92.7	2.3/0.9	E43500TH	2.3	1.0	-	102.5	110.4	1.4/0.6
DUX60	-	-	-	-	91.8	1	E43500TH	-	-	-	-	110.4	-
DUX60	2.5	1.5	Plastic blade assembly(126642*3)	80.3	91.2	0.9/2.2	E43500TH	3.4	1.1	-	102.1	109.7	2.2/0.3
DUX60	-	-	-	-	91.3	2.7	E43500TH	-	-	-	-	109.7	-
DUX60	5.5/3.5	1.5	-	82	93	3	EBH341L	6.1/7.4	2/0.63	-	98.2	106.7	-
DUX60	-	-	-	-	92.6	0.7	EBH341L	-	-	-	-	109.7	-
DUX60	5.5/4.0	1.5	-	82	93	3	EH5000W	5.9/3.7	1.7/1.7	-	93	104.5	1.4/1.2
DUX60	-	-	-	-	92.8	1.1	EH5000W	-	-	-	-	104	-
DUX60	4.0/2.5	1.5	-	77	88	3	EH6000W	5.3/3.4	2.2/1.8	-	92.8	104.4	2.2/1.2
DUX60	-	-	-	-	88.2	2.2	EH6000W	-	-	-	-	104.2	-
DUX60	4.5/2.5	1.5	-	77	88	3	EH7500S	4.7/2.9	2.4/1.3	-	94.3	104.9	3.2/1.4
DUX60	-	-	-	-	88.3	2.7	EH7500S	5.9/3.1	0.4/1.7	With			



# VIBRATION AND NOISE CHART

Model	Vibration m/s <sup>2</sup>		Work ModePosition	Noise dBA			Model	Vibration m/s <sup>2</sup>		Work ModePosition	Noise dBA		
	m/s <sup>2</sup>	K		L <sub>PA</sub>	L <sub>WA</sub>	K		m/s <sup>2</sup>	K		L <sub>PA</sub>	L <sub>WA</sub>	K
EN4950H	6.4/8.5	2.6/1.3	-	90	103	1.8/1.0	FS4300	2.5	1.5	Screwdriving-without-impact	82	93	3
EN4950H	-	-	-	-	102.2	1.6	FS6300	2.5	1.5	Screwdriving-without-impact	82	93	3
EN4951S	5.1/7.0	1.5/3.1	-	90.2	104.1	1.0/0.4	GA004G/007G	5.5	1.5	Surface-grinding	81	92	3
EN4951S	-	-	-	-	102.2	0.6	GA004G/007G	2.5	1.5	Disc-sanding	-	-	-
EN5950S	6.6/9.8	0.3/2.1	-	87.1	102.8	2.9/1.8	GA004G/007G	5.5	1.5	Surface-grinding	81	92	3
EN5950S	-	-	-	-	99.6	1.9	GA004G/007G	2.5	1.5	Disc-sanding	-	-	-
ER2550LH	5.3/5.4	0.9/1.0	-	93.3	102.5	2.8/1.7	GA005G/008G	6.5	1.5	Surface-grinding	81	92	3
ER2550LH	-	-	-	-	105.5	-	GA005G/008G	2.5	1.5	Disc-sanding	-	-	-
ER2600L	3.9/5.1	1.5/1.5	-	91.3	111.3	0.9/0.9	GA005G/008G	5.5	1.5	Surface-grinding	81	92	3
ER2600L	-	-	-	-	111.3	-	GA005G/008G	3.0	1.5	Disc-sanding	-	-	-
EX2650LH	3.6/9.2	1.0/0.7	-	89.9	103.2	0.9/0.6	GA012G/015G	5.0	1.5	Surface-grinding	81	92	3
EX2650LH	-	-	-	-	103.9	-	GA012G/015G	2.5	1.5	Disc-sanding	-	-	-
EX2650LH	3.5/8.6	1.6/1.7	-	89.5	99.7	2/2.6	GA012G/015G	5.0	1.5	Surface-grinding	81	92	3
EX2650LH	-	-	-	-	99.7	-	GA012G/015G	2.5	1.5	Disc-sanding	-	-	-
EX2650LH	5.9/6.5	1.8/1.2	-	95	105.5	4.4/3.3	GA013G/016G	6.0	1.5	Surface-grinding	82	93	3
EX2650LH	-	-	-	-	108.5	-	GA013G/016G	3.0	1.5	Disc-sanding	-	-	-
EX2650LH	4.8/5.6	1.0/2.1	-	89.9	99.7	3.6/2.7	GA013G/016G	6.5	1.5	Surface-grinding	82	93	3
EX2650LH	-	-	-	-	102.7	-	GA013G/016G	3.0	1.5	Disc-sanding	-	-	-
EX2650LH	5.5/6.4	1.4/0.7	-	90.5	104.8	0.3/1.0	GA022G/025G	5.5	1.5	Surface-grinding	81	92	3
EX2650LH	-	-	-	-	104.8	-	GA022G/025G	2.5	1.5	Disc-sanding	-	-	-
EX2650LH	4.9/5.6	1.2/1.4	-	91.1	105	1.2/0.5	GA022G/025G	5.5	1.5	Surface-grinding	81	92	3
EX2650LH	-	-	-	-	105	-	GA022G/025G	2.5	1.5	Disc-sanding	-	-	-
EX2650LH	5.0/5.2	1.2/0.9	-	89.5	104.7	1.4/2.7	GA023G/026G	6.5	1.5	Surface-grinding	81	92	3
EX2650LH	-	-	-	-	104.7	2.7	GA023G/026G	2.5	1.5	Disc-sanding	-	-	-
EX2650LH	5.2/5.9	1.4/1.5	Timmer head 96-M10L(127541*2)	89.2	103.6	3.7/1.0	GA023G/026G	5.5	1.5	Surface-grinding	81	92	3
EX2650LH	-	-	-	-	103.6	-	GA023G/026G	3.0	1.5	Disc-sanding	-	-	-
EX2650LH	6.8/7.5	1.4/2.9	Timmer head 96-M10L(127541*2)	89.2	103.3	3.1/1.6	GA028G/013G	5.0	1.5	Surface-grinding	81	92	3
EX2650LH	-	-	-	-	103.3	-	GA028G/013G	2.5	1.5	Disc-sanding	-	-	-
EX2650LH	5.5/7.1	2.7/2.8	-	97.9	106.2	4.2/4.0	GA028G/013G	5.0	1.5	Surface-grinding	81	92	3
EX2650LH	-	-	-	-	109.2	-	GA028G/013G	2.5	1.5	Disc-sanding	-	-	-
EX2650LH	4.2/9.4	2.0/2.0	-	93	104.5	2.5/2.5	GA029G/032G	6.0	1.5	Surface-grinding	82	93	3
EX2650LH	3.4/4.8	2.0/2.0	-	90.3	107.8	2.5/2.5	GA029G/032G3.0	1.5	1.5	Disc-sanding	-	-	-
EX2650LH	3.8/6.5	2.0/2.0	-	92.6	104.7	2.5/2.5	GA029G/032G	6.5	1.5	Surface-grinding	82	93	3
EX2650LH	3.4/5.6	2.0/2.0	-	90.5	107.9	2.5/2.5	GA029G/032G	3.0	1.5	Disc-sanding	-	-	-
EX2650LH	4.0/6.4	1.5	guide bar : 250mmchain:90PX	91	106	3	GA038G	7.0	1.5	Surface-grinding	87	98	3
EX2650LH	4.4/6.8	1.5	guide bar : 250mmchain:91PX	93	107	3	GA038G	2.5	1.5	Disc-sanding	-	-	-
EX2650LH	3.8/7.1	1.5	guide bar : 300mmchain:90PX	93	107	3	GA038G	7.5	1.5	Surface-grinding	87	98	3
EX2650LH	4.0/7.1	1.5	guide bar : 300mmchain:91PX	92	107	3	GA038G	2.5	1.5	Disc-sanding	-	-	-
EX2650LH	5.2/9.6	1.5	guide bar : 250mmchain:90PX	91	106	3	GA4030R	7.0	1.5	Surface-grinding	85	96	3
EX2650LH	4.7/9.4	1.5	guide bar : 250mmchain:91PX	93	107	3	GA4030R	2.5	1.5	Disc-sanding	-	-	-
EX2650LH	4.5/5	1.5	guide bar : 300mmchain:90PX	93	107	3	GA4030R	2.5	1.5	Disc-sanding	-	-	-
EX2650LH	4.8/9.3	1.5	guide bar : 300mmchain:91PX	92	107	3	GA4034	7.5	1.5	Surface-grinding	86	97	3
EX2650LH	5.0/8.4	0.7/1.8	-	93.1	102.9	4.4/4.8	GA4034	2.5	1.5	Disc-sanding	-	-	-
EX2650LH	-	-	-	-	103.8	-	GA4530R	7.5	1.5	Surface-grinding	85	96	3
EX2650LH	4.3/8.0	0.7/1.7	-	87.8	103	1.9/2.0	GA4530R	2.5	1.5	Disc-sanding	-	-	-
EX2650LH	-	-	-	-	104	-	GA4530R	2.5	1.5	Disc-sanding	-	-	-
EX2650LH	5.9/7.7	2.5/0.8	-	90.7	104.3	1.6/3.8	GA4534	8.0	1.5	Surface-grinding	86	97	3
EX2650LH	-	-	-	-	102.1	1.7	GA4534	2.5	1.5	Disc-sanding	-	-	-
EX2650LH	7.6/9.6	2.7/2.2	Front-handle:pole handle grip	89.2	103.7	2.9/2.2	GA4540C	6.0	1.5	Surface-grinding	86	97	3
EX2650LH	-	-	-	-	102	1.6	GA4540C	2.5	1.5	Disc-sanding	-	-	-
EX2650LH	6.6/7.8	3.6/2.0	-	87.8	102.9	0.8/1.6	GA4540C	5.5	1.5	Surface-grinding	86	97	3
EX2650LH	-	-	-	-	102.3	1.7	GA4540C	2.5	1.5	Disc-sanding	-	-	-
EX2650LH	9.2/10.8	2.0/1.4	Front-handle:pole handle grip	88.7	103.6	1.1/0.7	GA4540R	6.5	1.5	Surface-grinding	86	97	3
EX2650LH	-	-	-	-	102.9	0.9	GA4540R	2.5	1.5	Disc-sanding	-	-	-
EX2650LH	6.3/9.1	4.0/1.7	-	88.7	103.8	1.0/2.0	GA4540R	6.0	1.5	Surface-grinding	86	97	3
EX2650LH	-	-	-	-	101.3	0.7	GA4540R	2.5	1.5	Disc-sanding	-	-	-
EX2650LH	4.4/5.0	2.3/1.1	-	93.7	99.7	2.6/1.2	GA4541R	7.0	1.5	Surface-grinding	84	95	3
EX2650LH	5.3/4.2	0.9/0.3	-	87.9	102.5	0.2/0.3	GA4541R	2.5	1.5	Disc-sanding	-	-	-
EX2650LH	4.9/7.1	1.5/1.5	-	89	99.8	2.3/1.1	GA4541R	6.0	1.5	Surface-grinding	84	95	3
EX2650LH	4.0/6.4	0.7/0.6	-	88.1	100.8	2.2/2.3	GA4541R	2.5	1.5	Disc-sanding	-	-	-
EX2650LH	4.1/8.3	1.5/1.4	-	88.8	102.9	1.8/0.7	GA4552	7.0	1.5	Surface-grinding	91	102	3
EX2650LH	-	-	-	-	103.6	-	GA4552	2.5	1.5	Disc-sanding	-	-	-
EX2650LH	3.3/6.5	0.4/0.8	-	93.3	105.2	0.6/0.4	GA4552	7.0	1.5	Surface-grinding	91	102	3
EX2650LH	-	-	-	-	102.9	0.5	GA4552	2.5	1.5	Disc-sanding	-	-	-
EX2650LH	5.4/6.7	1.1/1.9	-	92.4	104	1.2/0.5	GA5021	13.5	1.5	Surface-grinding	90	101	3
EX2650LH	-	-	-	-	102.3	0.3	GA5021	2.5	1.5	Disc-sanding	-	-	-
EY2650H	7.2/5.3	2.0/2.0	shaft-in-shortest-position	89.5	107.3	2.5/2.5	GA5021	2.5	1.5	Disc-sanding	-	-	-
EY2650H	8.6/6.1	2.0/2.0	shaft-in-longest-position	-	107.3	-	GA5021C	8.5	1.5	Surface-grinding	90	101	3
FN001G	2.5	1.5	Nailing wood	81	92	3	GA5021C	8.5	1.5	Surface-grinding	90	101	3
FS2300	2.5	1.5	Screwdriving-without-impact	83	94	3	GA5021C	2.5	1.5	Disc-sanding	-	-	-
FS2500	2.5	1.5	Screwdriving-without-impact	83	94	3	GA5021C	2.5	1.5	Disc-sanding	-	-	-
FS2700	2.5	1.5	Screwdriving-without-impact	83	94	3	GA5030R	8.5	1.5	Surface-grinding	85	96	3

# VIBRATION AND NOISE CHART

Model	Vibration m/s <sup>2</sup>		Work ModePosition	Noise dBA			Model	Vibration m/s <sup>2</sup>		Work ModePosition	Noise dBA		
	m/s <sup>2</sup>	K		L <sub>PA</sub>	L <sub>WA</sub>	K		m/s <sup>2</sup>	K		L <sub>PA</sub>	L <sub>WA</sub>	K
GA5030R	2.5	1.5	Disc-sanding	-	-	-	HK1820	18.0	1.5	Chiselling	77	-	2.73
GA5030R	2.5	1.5	Disc-sanding	-	-	-	HK1820	-	-	-	-	91.1	2.73
GA5034	8.0	1.5	Surface-grinding	86	97	3	HM001G	5.5	1.5	Chiselling-function-with-side-grip	89	100	3
GA5034	2.5	1.5	Disc-sanding	-	-	-	HM001G	6.0	1.5	Chiselling-function-with-D-handle	89	100	3
GA5040C	6.5	1.5	Surface-grinding	86	97	3	HM001G	-	-	-	-	97	1.63
GA5040C	2.5	1.5	Disc-sanding	-	-	-	HM002G	8.0	1.5	Chiselling-function-with-D-handle	92	103	3
GA5040C	5.5	1.5	Surface-grinding	86	97	3	HM002G	-	-	-	-	99	1.51
GA5040C	2.5	1.5	Disc-sanding	-	-	-	HM0810T	16.0	1.5	Chiselling	86	100	4
GA5040R	7.0	1.5	Surface-grinding	86	97	3	HM0810T	-	-	-	-	100.3	4
GA5040R	2.5	1.5	Disc-sanding	-	-	-	HM0870C	19.3	1.5	Chiselling-function-with-side-grip	79	-	2.68
GA5040R	6.0	1.5	Surface-grinding	86	97	3	HM0870C	18.1	1.5	Chiselling-function-with-D-handle	79	-	2.68
GA5041C	2.5	1.5	Disc-sanding	-	-	-	HM0870C	-	-	-	-	93.4	2.68
GA5041C	7.0	1.5	Surface-grinding	84	95	3	HM0871C	10.4	1.5	Chiselling-function-with-side-grip	79	-	2.34
GA5041C	2.5	1.5	Disc-sanding	-	-	-	HM0871C	11.1	1.5	Chiselling-function-with-D-handle	79	-	2.34
GA5041C	6.0	1.5	Surface-grinding	84	95	3	HM0871C	-	-	-	-	93	2.34
GA5041C	2.5	1.5	Disc-sanding	-	-	-	HM1101C	13.0	1.5	Chiselling-function-with-side-grip	86	100	1.63
GA5041R	7.5	1.5	Surface-grinding	84	95	3	HM1101C	13.3	1.5	Chiselling-function-with-D-handle	86	100	1.63
GA5041R	2.5	1.5	Disc-sanding	-	-	-	HM1101C	-	-	-	-	100.4	1.63
GA5041R	6.0	1.5	Surface-grinding	84	95	3	HM1111C	7.7	1.5	Chiselling-function-with-side-grip	86	100	1.87
GA5041R	2.5	1.5	Disc-sanding	-	-	-	HM1111C	8.7	1.5	Chiselling-function-with-D-handle	86	100	1.87
GA5052	7.5	1.5	Surface-grinding	91	102	3	HM1111C	-	-	-	-	99.5	1.87
GA5052	2.5	1.5	Disc-sanding	-	-	-	HM1203C	15.3	1.5	Chiselling-function-with-side-handle	87	101	1.72
GA5052	8.5	1.5	Surface-grinding	91	102	3	HM1203C	-	-	-	-	101.3	1.72
GA5052	2.5	1.5	Disc-sanding	-	-	-	HM1213C	9.1	1.5	Chiselling-function-with-D-handle	79	-	2.01
GA5080R	7.9	1.5	Surface-grinding	84	95	3	HM1213C	-	-	-	-	99.1	2.01
GA5080R	6.6	1.5	Surface-grinding	84	95	3	HM1214C	6.2	1.5	Chiselling-function-with-D-handle	80	100	1.56
GA5080													

# VIBRATION AND NOISE CHART

Model	Vibration m/s <sup>2</sup>		Work ModePosition	Noise dBA			Model	Vibration m/s <sup>2</sup>		Work ModePosition	Noise dBA		
	m/s <sup>2</sup>	K		L <sub>PA</sub>	L <sub>WA</sub>	K		m/s <sup>2</sup>	K		L <sub>PA</sub>	L <sub>WA</sub>	K
HR006G	8.5	1.5	Hammer-drilling-into-concrete	99	110	3	HS6601	2.5	1.5	Cutting-wood	96	107	3
HR006G	7.0	1.5	Chiselling	-	-	-	HS7100	2.5	1.5	Cutting-wood	97	108	3
HR006G	7.0	1.5	Chiselling-function-with-side-grip	-	-	-	HS7100	2.5	1.5	Cutting-metal	-	-	-
HR007G	7.5	1.5	Hammer-drilling-into-concrete	94	105	3	HS7601	2.5	1.5	Cutting-wood	92	103	3
HR007G	8.6	1.5	Chiselling	-	-	-	HS7611	2.5	1.5	Cutting-wood	95	106	3
HR007G	2.8	1.5	Drilling-into-metal	-	-	-	HW1200	4.11	1.5	water pressure	72	-	-
HR007G	8.1	1.5	Hammer-drilling-into-concrete	93	104	3	HW1200	-	-	-	85.3	3.8	-
HR140D	7.7	2.3	Hammer-drilling-into-concrete	82	93	3	HW1300	4.9	1.5	water pressure	76	-	-
HR166D	10.2	1.5	Hammer-drilling-into-concrete	83	94	3	HW1300	-	-	-	89.2	2.4	-
HR1840	9.8	1.5	Hammer-drilling-into-concrete	85	98	3	JN1601	7.0	1.5	Cutting-sheet-metal	91	102	3
HR1840	3.0	1.5	Drilling-into-metal	-	-	-	JN3201	10.0	1.5	Cutting-sheet-metal	98	109	3
HR1841F	7.9	1.5	Hammer-drilling-into-concrete	87	98	3	JR001G	18.0	1.5	Cutting-boards	85	96	3
HR1841F	3.0	1.5	Drilling-into-metal	-	-	-	JR001G	19.5	2	Cutting-wooden-beam	-	-	-
HR2600	15.4	1.5	Hammer-drilling-into-concrete	90	101	3	JR103D	8.0	1.5	Cutting-boards	78	-	3
HR2600	2.5	1.5	Drilling-into-metal	-	-	-	JR103D	8.0	1.5	Cutting-wooden-beam	-	-	-
HR2601	12.4	1.5	Hammer-drilling-into-concrete	92	103	3	JR105D	8.0	1.5	Cutting-boards	78	-	3
HR2601	2.5	1.5	Drilling-into-metal	-	-	-	JR105D	8.0	1.5	Cutting-wooden-beam	-	-	-
HR2630	15.4	1.5	Hammer-drilling-into-concrete	90	101	3	JR3051T	19.5	1.5	Cutting-boards	88	99	3
HR2630	10.8	1.5	Chiselling-function-with-side-grip	-	-	-	JR3051T	19.5	1.5	Cutting-wooden-beam	-	-	-
HR2630	2.5	1.5	Drilling-into-metal	-	-	-	JR3061T	18.5	2	Cutting-boards	88	99	3
HR2630T	14.5	1.5	Hammer-drilling-into-concrete	90	101	3	JR3061T	16.5	2	Cutting-wooden-beam	-	-	-
HR2630T	10.9	1.5	Chiselling-function-with-side-grip	-	-	-	JR3070CT	9.5	1.5	Cutting-boards	88	99	3
HR2630T	2.5	1.5	Drilling-into-metal	-	-	-	JR3070CT	10.5	1.5	Cutting-wooden-beam	-	-	-
HR2631F	12	1.5	Hammer-drilling-into-concrete	90	101	3	JS1601	9.5	1.5	Cutting-sheet-metal	77	-	3
HR2631F	9	1.5	Chiselling-function-with-side-grip	-	-	-	JS1602	7.0	1.5	Cutting-sheet-metal	79	-	3
HR2631F	12.4	1.5	Hammer-drilling-into-concrete	92	103	3	JS3201	17.0	1.5	Cutting-sheet-metal	81	92	3
HR2631F	9.2	1.5	Chiselling-function-with-side-grip	-	-	-	JV0600	10.5	1.5	Cutting-boards	85	96	3
HR2631F	2.5	1.5	Drilling-into-metal	-	-	-	JV0600	5.5	1.5	Cutting-sheet-metal	-	-	-
HR2631FT	11.6	1.5	Hammer-drilling-into-concrete	91	102	3	JV101D	7.0	1.5	Cutting-boards	80	91	3
HR2631FT	9.8	1.5	Chiselling-function-with-side-grip	-	-	-	JV101D	5.5	1.5	Cutting-sheet-metal	-	-	-
HR2631FT	2.5	1.5	Drilling-into-metal	-	-	-	JV102D	11.5	1.5	Cutting-boards	85	96	3
HR2811F	15.7	1.7	Hammer-drilling-into-concrete	92	104	3	JV102D	9.5	1.5	Cutting-sheet-metal	-	-	-
HR2811F	13.9	1.5	Chiselling	-	-	-	JV103D	8.5	1.5	Cutting-boards	85	96	3
HR2811F	2.5	1.5	Drilling-into-metal	-	-	-	JV103D	6.0	1.5	Cutting-sheet-metal	-	-	-
HR2811FT	15.6	1.6	Hammer-drilling-into-concrete	92	101	3	KP0800	2.5	1.5	Planing-softwood	85	96	3
HR2811FT	15.0	1.9	Chiselling	-	-	-	KP0810	3	1.5	Planing-softwood	86	97	3
HR2811FT	2.5	1.5	Drilling-into-metal	-	-	-	KP0810C	3.5	1.5	Planing-softwood	85	96	3
HR3001C	17.3	1.5	Hammer-drilling-into-concrete	91	102	3	KP312	2.5	1.5	Planing-softwood	88	99	3
HR3001C	12.4	1.5	Chiselling	-	-	-	LB1200F	-	-	-	81	94	3
HR3001C	6.0	1.5	Drilling-into-metal	-	-	-	LB1200F	-	-	-	93.6	3	-
HR3012FC	8.7	1.5	Hammer-drilling-into-concrete	90	101	3	LC1230	3.0	1.5	-	107	115	3
HR3012FC	7.5	1.6	Chiselling	-	-	-	LF1000	2.5	1.5	-	91	108	3
HR3012FC	6.0	1.5	Drilling-into-metal	-	-	-	LH1040	2.5	1.5	-	93	107	3
HR3012FC	8.1	1.5	Hammer-drilling-into-concrete	93	104	3	LM001C	2.5	1.5	Metal-2-blade(725245*6)PDC01	80	91.2	3
HR3210C	9.0	1.5	Hammer-drilling-into-concrete	91	102	3	LM001C	-	-	-	91.2	1	-
HR3210C	9.6	1.5	Chiselling	-	-	-	LM001C	2.5	1.5	Metal-2-blade(725277*3)PDC01	81.3	91.8	3
HR3210C	2.5	1.5	Drilling-into-metal	-	-	-	LM001C	-	-	-	92.7	1.7	-
HR3210FCT	8.7	1.5	Hammer-drilling-into-concrete	91	102	3	LS002G	2.5	1.5	-	89	100	3
HR3210FCT	9.2	1.5	Chiselling	-	-	-	LS004G	2.5	1.5	-	91	100	3
HR3210FCT	2.5	1.5	Drilling-into-metal	-	-	-	LS0714	2.5	1.5	-	92	101	3
HR3540C	15.3	1.5	Hammer-drilling-into-concrete	91	102	3	LS0714L	2.5	1.5	-	92	101	3
HR3540C	11.6	1.5	Chiselling	-	-	-	LS0815FL	2.5	1.5	-	89	100	3
HR3540C	2.5	1.5	Drilling-into-metal	-	-	-	LS1018L	2.5	1.5	-	92	102	3
HR3541FC	9.3	1.5	Hammer-drilling-into-concrete	91	102	3	LS1019	2.5	1.5	-	91	101	3
HR3541FC	7.7	1.5	Chiselling	-	-	-	LS1019L	2.5	1.5	-	91	101	3
HR3541FC	2.5	1.5	Drilling-into-metal	-	-	-	LS1040	2.5	1.5	-	91	101	3
HR4003C	10.1	1.5	Hammer-drilling-into-concrete	92	103	3	LS1219	2.5	1.5	-	91	100	3
HR4003C	7.6	1.5	Chiselling	-	-	-	LW1400	2.5	1.5	-	102	110	3
HR4003C	7.3	1.5	Chiselling-function-with-side-grip	-	-	-	LW1401	2.5	1.5	-	102	110	3
HR4013C	5.7	1.5	Hammer-drilling-into-concrete	93	104	3	MLS100	2.5	1.5	-	89	102	3
HR4013C	4.8	1.5	Chiselling	-	-	-	MLT100N	-	-	-	89	100	3
HR4013C	4.7	1.5	Chiselling-function-with-side-grip	-	-	-	PC5001C	12.5	2.5	Planing-concrete	89	100	3
HR4511C	8.1	1.5	Hammer-drilling-into-concrete	93	104	3	PC5010C	5.5	1.5	Surface-grinding	85.0	96.0	3
HR4511C	6.8	1.5	Chiselling	-	-	-	PC5010C	2.5	1.5	Disc-sanding	-	-	-
HR4511C	8.1	1.5	Chiselling-function-with-side-grip	-	-	-	PJ7000	2.5	1.5	Cutting-grooves-in-MDF	86	97	3
HR5212C	9.9	2	Hammer-drilling-into-concrete	98	109	3	PLM4622N2	5.4	1.5	-	81.3	-	3
HR5212C	7.2	1.5	Chiselling-function-with-side-handle	-	-	-	PLM4622N2	-	-	-	-	94	1.8
HR5212C	7.5	1.5	Chiselling-function-with-side-grip	-	-	-	PLM4626N	4.2	1.5	-	83.9	-	3
HS004G	2.5	1.5	Cutting-wood	93	104	3	PLM4626N	-	-	-	93.7	2.38	-
HS004G	2.5	1.5	Cutting-metal	-	-	-	PLM4631N2	5.4	1.5	-	81.3	-	3
HS0600	2.5	1.5	Cutting-wood	94	105	3	PLM4631N2	-	-	-	-	94	1.8
HS301D	2.5	1.5	Cutting-wood	86	97	3	PLM4817	4.6	1.5	-	79.4	-	3

# VIBRATION AND NOISE CHART

Model	Vibration m/s <sup>2</sup>		Work ModePosition	Noise dBA			Model	Vibration m/s <sup>2</sup>		Work ModePosition	Noise dBA				
	m/s <sup>2</sup>	K		L <sub>PA</sub>	L <sub>WA</sub>	K		m/s <sup>2</sup>	K		L <sub>PA</sub>	L <sub>WA</sub>	K		
PLM4817	-	-	-	-	91.4	1.95	UB001G	2.5	1.5	Operation-without-load	83.7	94.1	3.1/3.2		
PLM5113N2	7.1	1.5	-	-	84	-	UB001G	-	-	-	-	94.1	3.2		
PLM5113N2	-	-	-	-	-	95.4	2.3	UB100D	2.5	1.5	Operation-without-load	74	85	3	
PLM5121N2	6.7	1.5	-	-	83	-	UB1103	2.7	1.5	Operation-without-load	83	94	3		
PLM5121N2	-	-	-	-	-	95.1	1.94	UC3541A	4.7/4.3	1.5	Cutting-wood	90.3	101.3	2.5/2.5	
PLM5600N2	7.3	1.5	-	-	85.5	-	UC3541A	-	-	-	-	102.2	-		
PLM5600N2	-	-	-	-	-	96.3	1.86	UC3551A	5.2/3.9	1.5	Cutting-wood	90.8	101.8	2.5/2.5	
PM7651	2.7	0.8	-	-	95.4	110.1	2.9/1.3	UC3551A	-	-	-	-	101.9	-	
PM7651	-	-	-	-	-	110.1	-	UC4041A	4.7/4.3	1.5	Cutting-wood	90.3	101.3	2.5/2.5	
PM7651	3.8	0.9	-	-	98.6	111.2	1.1/1.6	UC4041A	-	-	-	-	102.2	-	
PM7651	-	-	-	-	-	-	-	UC4051A	5.2/3.9	1.5	Cutting-wood	90.8	101.8	2.5/2.5	
PO6000C	5	1.5	Polishing	-	-	83	94	3	UC4051A	-	-	-	-	101.9	-
PO6000C	7	1.5	Polishing	-	-	82	93	3	UH004G	2.5	1.5	Rear Handle(main)	85	96	3
PT354D	2.5	1.5	-	-	76	-	3	UH004G	2.9	1.5	Front Handle(Sub)	-	94.5	1.2	
PV301D	2.5	1.5	Polishing(Low)	-	-	73	-	3	UH005G	2.7	1.5	Rear Handle(main)	86	97	3
PV301D	2.5	1.5	Disc-sanding(High)	-	-	73	-	3	UH005G	3.1	1.5	Front Handle(Sub)	-	94.6	2.4
PW5000C	5.0	1.5	Stone-polishing	-	-	85	96	3	UH006G	2.5	1.5	Rear Handle(main)	81	92	3
RP0900	4.3	1.5	Cutting-grooves-in-MDF	-	-	89	100	3	UH006G	3.0	1.5	Front Handle(Sub)	-	90.3	1
RP0910	8.0	1.5	Cutting-grooves-in-MDF	-	-	83	94	3	UH007G	3.1	1.5	Rear Handle(main)	81	92	3
RP1110C	5.0	1.5	Cutting-grooves-in-MDF	-	-	81	92	3	UH007G	3.4	1.5	Front Handle(Sub)	-	91.1	2.7
RP1801	4.5	1.5	Cutting-grooves-in-MDF	-	-	86	97	3	UH013G	2.5	1.5	Rear Handle(main)	80	91	3
RP2301FC	4.9	1.5	Cutting-grooves-in-MDF	-	-	90	101	3	UH013G	2.5	1.5	Front Handle(Sub)	-	90.5	2.3
RS001G	2.5	1.5	Cutting-wood	-	-	92	103	3	UH014G	2.5	1.5	Rear Handle(main)	81	92	3
RS002G	2.5	1.5	Cutting-wood	-	-	96	107	3	UH014G	3.2	1.5	Front Handle(Sub)	-	91.3	1.7
RT0700C	2.5	1.5	Rotation-without-load	-	-	82	93	3	UH4570	6.7	1.5	-	87	98	3
SA5040C	5.0	1.5	Surface-grinding	-	-	-	-	-	UH4570	-	-	-	-	97.9	1.5
SA5040C	2.5	1.5	Disc-sanding	-	-	84	95	3	UH5570	6.7	1.5	-	87	98	3
SA5040C	4.0	1.5	Surface-grinding	-	-	-	-	-	UH5570	-	-	-	-	97.9	1.5
SA5040C	2.5	1.5	Disc-sanding	-	-	84	95	3	UH5580	4.4	1.5	-	84	95	3
SA7000	3	1.5	Disc-sanding	-	-	88	99	3	UH5580	-	-	-	-	94.5	





# PDC1200

(see page 7 for details)

With integrated battery cells



33.5Ah



1,206Wh



1.1m

# PDC01

(see page 7 for details)

Use with 4x 18V batteries



24 - 12Ah



432Wh



1.7m



Direct Connection



191N62-4



191J51-5



191J50-7



## 40V Max XGT Brushless Chainsaw

UC011GZ

Max Output	1,600 W
Bar Length	350 mm
Chain Type	80TXL
Chain Pitch	0.325"
Chain Gauge	0.043"
Chain Speed	0 – 25.5 m/s
Oil Tank Capacity	260 ml
Net Weight	6.1 – 7.4 Kg



UC011GT201 2 x 5.0Ah Li-ion

UC011GZ Body only

STANDARD EQUIPMENT: Fast charger, battery cartridges, guide bar, oil supply, chain cover, saw chain, wrench

## 40V Max XGT Brushless Chainsaw

UC014G/  
015G/016G

Max Output	1,600 W	Chain Pitch	0.325"
Bar Length	UC014G: 300 mm	Chain Gauge	0.043"
	UC015G: 350 mm	Chain Speed	0 – 25.5 m/s
	UC016G: 400 mm	Oil Tank Capacity	260 ml
Chain Type	80TXL	Net Weight	6.2 – 7.5 Kg



UC014GT201 2x 5.0Ah Li-ion

UC014GZ Body Only

UC015GT201 2x 5.0Ah Li-ion

UC015GZ Body Only

UC016GT201 2x 5.0Ah Li-ion

UC016GZ Body Only

STANDARD EQUIPMENT: Fast charger, battery cartridges, guide bar, oil supply, chain cover, saw chain, wrench

## 40V Max XGT Brushless Top Handle Chainsaw

UC006GZ

Max Output	1,400 W
Bar Length	250 mm
Chain Type	25AP-60
Chain Pitch	1/4"
Chain Gauge	0.050"
Chain Speed	0 – 24.8 m/s
Oil Tank Capacity	200 ml
Net Weight	3.8 – 4.7 Kg

**TO BE USED BY TRAINED TREE SURGEONS ONLY**



UC006GZ Body only

STANDARD EQUIPMENT: Guide bar, saw chain, wrench, oil supply

## 40V Max XGT Brushless Top Handle Chainsaw

UC002G  
UC003G

Max Output	1,400 W
Bar Length	250mm (UC002G) 300 mm (UC003G)
Chain Type	90PX
Chain Pitch	3/8"
Chain Gauge	0.043"
Chain Speed	0 – 24.8 m/s
Oil Tank Capacity	200 ml
Net Weight	3.8 – 4.7 Kg

**TO BE USED BY TRAINED TREE SURGEONS ONLY**



UC002GD202 2x 2.5Ah Li-ion

UC002GZ Body Only

UC003GD202 2x 2.5Ah Li-ion

UC003GZ Body Only

STANDARD EQUIPMENT: Fast charger, battery cartridges, guide bar, saw chain, wrench, oil supply

## 40V Max XGT Brushless Telescopic Pole Saw

UA004G

Max output Power	1,500 W
No Load chain speed	0-20 m/s
Bar length	300 mm
Chain type	91PX
Chain Pitch	3/8"
Chain Gauge	0.050"
Oil tank capacity	160ml
Net weight	7.8 – 9.1kg



**OVERALL LENGTH (EXCL. CHAIN BAR) 2.6 - 3.8 METERS, TELESCOPIC RANGE 0 - 1.2 METERS**



UA004GD203 2x 2.5Ah Li-ion

UA004GZ Body Only

STANDARD EQUIPMENT: Fast charger, battery cartridges, saw chain, wrench, hex wrench, band assembly, guide bar, chain cover, round file, oil supply, lubricant



## 40V Max XGT Brushless Earth Auger

DG001G

No Load Speed (High)	0-1, 500 rpm
No Load Speed (Low)	0 – 400 rpm
Chuck Capacity	2 – 13mm
Max Drilling Capacity	200mm
Capacity (High resistance soil)	150mm
Capacity (Low resistance soil)	200mm
Max Torque (H/L)	55 / 136Nm
Net Weight	7.2 – 8.1Kg



DG001GD202 2 x 2.5Ah Li-ion

DG001GZ05 Body Only

STANDARD EQUIPMENT: Fast charger, battery cartridges, chuck key, hex wrench, adaptor x2.

## 40V Max XGT Brushless Split-Shaft

UX01G

No Load Speed (Hi)	0 - 9,700 rpm
No Load Speed (Med)	0 - 8,200 rpm
No Load Speed (Lo)	0 - 5,700 rpm
Max Output	1,000W
Net Weight	4.2 - 12.6kg

See page A11 for attachments



UX01GD202 2 x 2.5Ah Li-ion

UX01GZ Body only

STANDARD EQUIPMENT: Fast charger, battery cartridges, shoulder strap, hex wrench, accessory bag.

## 40V Max x2 (80V Max) XGT Brushless Brush Cutter

UR012GZ04

Max output	2,000W
Speed Settings	3 speed + ADT mode
No Load Speed (L/M/H)	0 - 3,500 / 5,000 / 6,400 rpm
Spindle Size	M10 x 1.25 L
Cutting Diameter	480mm
Net Weight	8.0 - 9.3kg



UR012GT203 2 x 5.0Ah Li-ion

UR012GZ04 Body Only

STANDARD EQUIPMENT: Nylon cutting head, hex wrench x2, box wrench, shoulder belt, accessory bag, fast charger, battery cartridges.

## 40V Max XGT Brushless Brush Cutter

UR006G

Max output	1,000W
Speed Settings	3 speed + ADT mode
No Load Speed (L/M/H)	0 - 4,600 / 0 - 5,500 / 0-7,000 rpm
Spindle Size	M10 x 1.25 L
Cutting Diameter	430mm
Net Weight	5.7 - 6.3kg



UR006GD202 2 x 2.5Ah Li-ion

UR006GZ04 Body only

STANDARD EQUIPMENT: Fast charger, battery cartridges, Nylon cutting head, accessory bag, hex wrench, box wrench, shoulder belt.

## 40V Max XGT Brushless Linetrimmer

UR008G

Max output	1,000W
Speed Settings	3 speed + ADT mode
No Load Speed (L/M/H)	0 - 4,000 / 0 - 4,600 / 0-6,000 rpm
Spindle Size	M10 x 1.25 L
Cutting Diameter	430mm
Net Weight	5.0 - 5.7kg



UR008GD202 2 x 2.5Ah Li-ion

UR008GZ01 Body only

STANDARD EQUIPMENT: Fast charger, battery cartridges, Nylon cutting head, accessory bag, hex wrench, shoulder belt.

## 40V Max XGT Brushless Brush Cutter

UR002G

Max output	550W
Speed Settings	3-speed + ADT mode
No Load Speed (L/M/H)	3,500 / 5,300 / 6,500rpm
Spindle Size	M10 x 1.25 L
Cutting Diameter	350mm
Net Weight	4.6 - 5.3kg



UR002GD202 2 x 2.5Ah Li-ion

UR002GZ Body only

STANDARD EQUIPMENT: Fast charger, battery cartridges, Nylon cutting head, accessory bag, hex wrench, box wrench, shoulder belt.

## 40V Max XGT Brushless Linetrimmer

UR003G

Max output	550W
Speed Settings	3-speed + ADT mode
No Load Speed (L/M/H)	3,500 / 5,300 / 6,500rpm
Spindle Size	M10 x 1.25 L
Cutting Diameter	350mm
Net Weight	4.5 - 4.8kg



UR003GD202 2 x 2.5Ah Li-ion

UR003GZ Body only

STANDARD EQUIPMENT: Fast charger, battery cartridges, Nylon cutting head, accessory bag, hex wrench, box driver, shoulder belt.



## 40V Max XGT Brushless Blower

UB001G

No Load Speed	Max Air Velocity
0-20,000rpm (Cruise control mode)	53 m/sec (Cruise control mode)
0-23,000 rpm (Boost mode)	64 m/sec (Boost mode)
Max Air Volume	Net Weight
0-13.5 m³/min (Cruise control mode)	3.1-3.9kg
16.0 m³/min (Boost mode)	



**UB001GD202** 2 x 2.5Ah Li-ion  
**UB001GZ** Body only

STANDARD EQUIPMENT: Fast charger, battery cartridges, shoulder belt end nozzle, adapter pipe, extension nozzle, flat nozzle.

## 40V Max XGT Brushless Lawnmower

LM001G

Max output	1,900 W	<b>RECOMMENDED FOR LAWNS OF UP TO 2,100M²</b>
No Load Speed:		
Standard Mode	3,200 rpm	
Soft No-Load Mode	2,500 - 3,200 rpm	
Cutting Width	480 mm	
Height Adjustment		
	20 - 100 mm (10 stages)	
Box Capacity	62 L	
Net Weight	28.0 - 33.0kg	



**LM001GT204** 2 x 5.0Ah Li-ion  
**LM001GZ** Body only

STANDARD EQUIPMENT: Fast charger, battery cartridges, rod, mulching plug, discharge chute, wrench.

## 40V Max XGT Brushless Lawnmower

LM002G

Max output	1,900 W	<b>RECOMMENDED FOR LAWNS OF UP TO 2,500M²</b>
No Load Speed:		
Standard Mode	2,800 rpm	
Soft No-Load Mode	2,300 - 2,800 rpm	
Cutting Width	534 mm	
Height Adjustment		
	20 - 100 mm (10 stages)	
Box Capacity	70 L	
Net Weight	29.3 - 34.5kg	



**LM002GT204** 2 x 5.0Ah Li-ion  
**LM002GZ** Body only

STANDARD EQUIPMENT: Fast charger, battery cartridges, rod, mulching plug, discharge chute, wrench.

## 40V Max XGT Brushless Hedge Trimmers

UH004G  
UH005G

Blade Length	UH004G: 60cm	<b>SHARP EDGE CURVED BLADE: IDEAL FOR TRIMMING</b>
	UH005G: 75cm	
No Load Speed (Lo/Med/Hi)		
	2,000 / 3,600 / 5,000 spm	
Blade Type	Double Sided	
Max Branch Diameter	23.5mm	
Net Weight	UH004G: 4.3 - 4.9kg	
	UH005G: 4.5 - 5.1kg	



**UH004GD201** 2 x 2.5Ah Li-ion  
**UH004GZ** Body only  
**UH005GD201** 2 x 2.5Ah Li-ion  
**UH005GZ** Body only

STANDARD EQUIPMENT: Fast charger, battery cartridges, blade cover.

## 40V Max XGT Brushless Hedge Trimmers

UH006G  
UH007G

Blade Length	UH006G: 60cm	<b>SHARP EDGE BLADE: IDEAL FOR ROUGH CUT</b>
	UH007G: 75cm	
No Load Speed (Lo/Med/Hi)		
	2,000 / 3,000 / 4,000 spm	
Blade Type	Double Sided	
Max Branch Diameter	25mm	
Net Weight	UH006G: 4.4 - 5.0kg	
	UH007G: 4.6 - 5.2kg	



**UH006GD201** 2 x 2.5Ah Li-ion  
**UH006GZ** Body only  
**UH007GD201** 2 x 2.5Ah Li-ion  
**UH007GZ** Body only

STANDARD EQUIPMENT: Fast charger, battery cartridges, blade cover.

## 40V Max XGT Brushless Hedge Trimmers

UH013G  
UH014G

Blade Length	UH013G: 60cm
	UH014G: 75cm
No Load Speed (Lo/Med/Hi)	
	2,000 / 3,600 / 5,000 spm
Blade Type	Single sided
Max Branch Diameter	23.5mm
Net Weight	UH013G: 3.9-4.5 kg
	UH014G: 4.0-4.7 kg



**UH013GD202** 2 x 2.5Ah Li-ion  
**UH013GZ** Body only  
**UH014GD202** 2 x 2.5Ah Li-ion  
**UH014GZ** Body only

STANDARD EQUIPMENT: Fast charger, battery cartridges, blade cover, chip receiver.

18V x2 (36V) LXT Brushless Chainsaw

DUC305/  
355/405

Max Output	1,100W	Chain Speed	0-20 m/s
Bar Length	305: 30cm	Oil Tank Capacity	200ml
	355: 35cm / 405: 40cm	Net Weight	305: 4.6-5.3kg
Chain Pitch & Gauge	3/8" / 0.043"		355: 4.7-5.4kg / 405: 4.8-5.5kg



**AUTOMATIC CHAIN OILING**



- DUC305PG2 2 x 6.0Ah Li-ion
- DUC305PT2 2 x 5.0Ah Li-ion
- DUC305Z Body only
- DUC355PG2 2 x 6.0Ah Li-ion
- DUC355PT2 2 x 5.0Ah Li-ion
- DUC355Z Body only
- DUC405PG2 2 x 6.0Ah Li-ion
- DUC405PT2 2 x 5.0Ah Li-ion
- DUC405Z Body only

STANDARD EQUIPMENT: Fast charger, battery cartridges, saw chain, guide bar, chain cover, oil supply, box wrench.

18V x2 (36V) LXT Brushless Chainsaw

DUC353

Max Output	1,100W	<b>AUTOMATIC CHAIN OILING</b> <b>TOOL-LESS CHAIN CHANGE</b>
Bar Length	35cm	
Chain Pitch	3/8"	
Chain Gauge	0.043"	
Chain Speed	0-20 m/s	
Oil Tank Capacity	200ml	
Net Weight	4.6-5.5kg	



- DUC353PG2 2 x 6.0Ah Li-ion
- DUC353PT2 2 x 5.0Ah Li-ion
- DUC353Z Body only

STANDARD EQUIPMENT: Fast charger, battery cartridges, Saw Chain, Guide Bar, Guide Bar Cover, Oil supply.

18V LXT Brushless Chainsaw

DUC307

Max Output	610 W	<b>TOOL-LESS CHAIN CHANGE</b>
Bar Length	300 mm	
Chain Type	90PX	
Chain Pitch	3/8"	
Chain Gauge	1.1 mm	
Chain Speed	7.7 m/s	
Oil Tank Capacity	150 ml	
Net Weight	4.2 - 4.4kg	



- DUC307RTX2 1x 5.0Ah Li-ion
- DUC307ZX2 Body only

STANDARD EQUIPMENT: Fast charger, battery cartridge, Oil supply, Guide bar, Chain cover, Saw chain.

18V LXT Brushless Top Handle Chainsaw

DUC254

Max Output	570W	<b>AUTOMATIC CHAIN OILING</b>
Bar Length	25cm	
Chain Pitch	3/8"	<b>TO BE USED BY TRAINED TREE SURGEONS ONLY</b>
Chain Gauge	0.043"	
Chain Speed	0-24m/s	
Oil Tank Capacity	140ml	
Net Weight	2.8-3.3kg	



- DUC254RT 1 x 5.0Ah Li-ion
- DUC254Z Body only

STANDARD EQUIPMENT: Fast charger, battery cartridges, Chain cover, guide bar, saw chain, wrench, oil set, accessory bag.

18V x2 (36V) LXT Brushless Top Handle Chainsaw

DUC256  
DUC306

Bar Length	DUC256/256C: 25cm	<b>TO BE USED BY TRAINED ARBORISTS ONLY</b>
	DUC256: 30cm	
Bar Type	DUC256/306: Sprocket	
	DUC256C: Carving	
Chain Pitch	DUC256/306: 3/8"	
	DUC256C: 1/4"	
Chain Gauge	DUC256/306: 0.043"	
	DUC256C: 0.050"	
Chain Speed	0 - 20 m/s	
Net Weight	DUC256/306: 4.6-5.1kg	
	DUC256CZ: 4.6-4.8kg	



- DUC256PG2 2 x 6.0Ah Li-ion
- DUC256PT2 2 x 5.0Ah Li-ion
- DUC256Z Body only
- DUC256CZ Body only
- DUC306PG2 2 x 6.0Ah Li-ion
- DUC306PT2 2 x 5.0Ah Li-ion
- DUC306Z Body only

STANDARD EQUIPMENT: Fast charger, battery cartridges, Saw Chain, Guide Bar, Guide Bar Cover, Spike Bumper. DUC256C: 25mm Carving bar and chain



# LXT CORDLESS

# CORDLESS SPLIT-SHAFT ATTACHMENTS

## 18V x2 (36V) LXT Brushless Telescopic Pole Saw

DUA301

Max output Power	1,000 W
No Load chain speed	0-20 m/s
Bar length	300mm
Chain pitch	3/8"
Chain gauge	0.050"
Saw chain type	91PX-46
Oil tank capacity	160ml
Net weight	7.8 - 8.5kg



OVERALL LENGTH (EXCLUDING CHAIN BAR) 2.6 - 3.8 METERS



DUA301PG2 2 x 6.0Ah Li-ion  
 DUA301PT2 2 x 5.0Ah Li-ion  
 DUA301Z Body only



STANDARD EQUIPMENT: Fast charger, battery cartridges, saw chain, wrench, hex wrench, band assembly, guide bar, chain protection cover, round file, oil supply, lubricant.

## 18V x2 (36V) LXT Brushless Split-Shaft

DUX60

No Load Speed (Hi)	0 - 9,700 rpm
No Load Speed (Med)	0 - 8,200 rpm
No Load Speed (Lo)	0 - 5,700 rpm
Max Output	600 W
Net Weight	4.1-8.7kg

191F65-0 IS NOT COMPATIBLE WITH DUX60 MACHINES WITH SERIAL NUMBER LOWER THAN 85630 AND ENDING IN Y



DUX60PG2 2 x 6.0Ah Li-ion  
 DUX60PT2 2 x 5.0Ah Li-ion  
 DUX60Z Body only



STANDARD EQUIPMENT: Fast charger, battery cartridge, shoulder strap, hex wrench, safety goggles, accessory bag.

## 18V LXT Brushless Split-Shaft

DUX18

No Load Speed (Hi)	0 - 9,700 rpm
No Load Speed (Lo)	0 - 6,800 rpm
Max Output	470W
Net Weight	2.8 - 10.3kg

198768-1 AND 198779-6 ARE NOT COMPATIBLE WITH THE DUX18



DUX18RT 1 x 5.0Ah Li-ion  
 DUX18Z Body only



STANDARD EQUIPMENT: Fast charger, battery cartridge, shoulder strap, hex wrench, accessory bag.

Brush Cutter	Brush Cutter	Linetrimmer	Linetrimmer	Scissors
198768-1 / EM404MP	191N31-5 / EM408MP	198779-6 / EM406MP	191N49-6 / EM409MP	191M56-3 / EM407MP



Cultivator	Edging Tool	Extension Pole	Pole Saw	Hedge Trimmer
195711-1 / KR400MP	196752-0 / EE400MP	191E24-8 / LE400MP	191T38-7 / EY403MP	196256-2 / EN401MP



Power Brush	Sweeper	Blower	Blower
199318-5 / BR400MP	199339-7 / SW400MP	191F65-0 / UB400MP	191P72-3 / UB401MP





18V x2 (36V) LXT Brushless Earth Auger

DDG460

No Load Speed (High)	0-1,400 rpm	Capacity (High resistance soil)	150mm
No Load Speed (Low)	0-350 rpm	Capacity (Low resistance soil)	200mm
Chuck Capacity	2-13mm	Max Torque (H/L)	48 / 136Nm
Max Drilling Capacity	200mm	Net Weight	7.3-8.2kg



DDG460T2X7 2 x 5.0Ah Li-ion  
DDG460ZX7 Body only

STANDARD EQUIPMENT: Fast charger, battery cartridges, Chuck key, Hex wrench, Adaptor x2.



36V LXT Brushless Brush Cutter

UR101CX

Max Output	1,000W
Speed Settings	3-speed + ADT mode
No Load Speed	0-4,600/ 0-5,500/ 0-7,000 rpm
Spindle Size	M10 x 1.25 L
Cutting Diameter	430mm
Net Weight	5.2kg

POWERED BY BACKPACK POWER SUPPLY ONLY (SEE PAGE 7)



UR101CX1  
Includes PDC1200A0  
UR101CZ Body only

STANDARD EQUIPMENT: Harness, Metal 2-tooth blade, Plastic blade, Nylon cutting head, Blade guard, Box wrench, Hex wrench, Accessory bag



36V LXT Brushless Linetrimmer

UR201CX

Max Output	1,000W
Speed Settings	3-speed + ADT mode
No Load Speed	0-4,600/ 0-5,500/ 0-7,000 rpm
Spindle Size	M10 x 1.25 L
Cutting Diameter	430mm
Net Weight	4.7kg

POWERED BY BACKPACK POWER SUPPLY ONLY (SEE PAGE 7)



UR201CX1  
Includes PDC1200A02  
UR201CZ Body only

STANDARD EQUIPMENT: Harness, Metal 2-tooth blade, Plastic blade, Nylon cutting head, Blade guard, Box wrench, Hex wrench, Accessory bag



ACCESSORIES: EARTH AUGERS & BLADES FOR DDG460



Part No.	Description
E-07294	Earth Auger 100x800mm (with Pin)
E-07303	Earth Auger 150x800mm (with Pin)
E-07319	Earth Auger 200x800mm (with Pin)
E-07325	Extension Bar 540mm (with Pin)

Part No.	Description
E-07630	Auger Blade 100mm (E-07294)
E-07646	Auger Blade 150mm (E-07303)
E-07652	Auger Blade 200mm (E-07319)

To see the full range visit [www.makita.com](http://www.makita.com)

UR101C & UR201C WITH BACKPACK POWER SUPPLY



## 18V x2 (36V) LXT Brushless Brush Cutter DUR369A

Max Output	1,000W
Speed Settings	3-speed + ADT mode
No Load Speed (L/M/H)	0-4,600/ 0-5,500/ 0-7,000 rpm
Spindle Size	M10 x 1.25 L
Cutting Diameter	430mm
Net Weight	5.9 – 6.5kg



**DUR369APG2** 2 x 6.0Ah Li-ion  
**DUR369APT2** 2 x 5.0Ah Li-ion  
**DUR369AZ** Body only

STANDARD EQUIPMENT: Fast charger, battery cartridges, harness, Metal 2-tooth blade, Plastic blade, Nylon cutting head, Blade guard, Box wrench, Hex wrench, Accessory bag

## 18V x2 (36V) LXT Brushless Linetrimmer DUR369L

Max Output	1,000W
Speed Settings	3-speed + ADT mode
No Load Speed (L/M/H)	0-4,600/ 0-5,500/ 0-7,000 rpm
Spindle Size	M10 x 1.25 L
Cutting Diameter	430mm
Net Weight	5.7 – 6.3kg



**DUR369LPG2** 2 x 6.0Ah Li-ion  
**DUR369LPT2** 2 x 5.0Ah Li-ion  
**DUR369LZ** Body only

STANDARD EQUIPMENT: Fast charger, battery cartridges, Harness, Metal 2-tooth blade, Plastic blade, Nylon cutting head, Blade guard, Box wrench, Hex wrench, Accessory bag

## 18V x2 (36V) LXT Brushless Brush Cutter DUR368A

Max Output	550W
Speed Settings	3-speed + ADT mode
No Load Speed (L/M/H)	3,500 / 5,300 / 6,500 rpm
Spindle Size	M10 x 1.25 L
Cutting Diameter	350mm (Nylon line head)
Net Weight	4.1-4.7kg



**DUR368APG2** 2 x 6.0Ah Li-ion  
**DUR368APT2** 2 x 5.0Ah Li-ion  
**DUR368AZ** Body only

STANDARD EQUIPMENT: Fast charger, battery cartridges, Safety goggles, nylon cutting head, accessory bag, hex wrench, box driver, shoulder belt.

## 18V x2 (36V) LXT Brushless Linetrimmer DUR368L

Max Output	550W
Speed Settings	3-speed + ADT mode
No Load Speed (L/M/H)	3,500 / 5,300 / 6,500 rpm
Spindle Size	M10 x 1.25 L
Cutting Diameter	350mm (Nylon line head)
Net Weight	3.9-4.5kg



**DUR368LPT2** 2 x 5.0Ah Li-ion  
**DUR368LPG2** 2 x 6.0Ah Li-ion  
**DUR368LZ** Body only

STANDARD EQUIPMENT: Fast charger, battery cartridges, nylon cutting head, accessory bag, hex wrench, box driver, shoulder belt.

## 18V LXT Brushless Linetrimmer DUR190L DUR191L

Max Output	240W
Speed Settings	3-speed + ADT mode
No Load Speed (L/M/H)	3,500 / 5,100 / 6,000rpm
Cutting Diameter	300mm (Nylon line head)
Spindle Size	M10 x 1.25 L
Net Weight	DUR190L: 2.9-3.2kg DUR191L: 3.2-3.5kg



**DUR190LRT8** 1 x 5.0Ah Li-ion  
**DUR190LZX3** Body only  
**DUR191LRT8** 1 x 5.0Ah Li-ion  
**DUR191LZX3** Body only

STANDARD EQUIPMENT: Fast Charger, battery cartridge, shoulder strap, hex wrench, nylon cutting head, accessory bag.

## 18V LXT Brushless Brush Cutter DUR190U DUR191U

Max Output	240W
Speed Settings	3-speed + ADT mode
No Load Speed (L/M/H)	3,500 / 5,100 / 6,000rpm
Cutting Diameter	300mm (Nylon line head)
Spindle Size	M10 x 1.25 L
Net Weight	DUR190U: 3.1-3.4kg DUR191U: 3.4-3.7kg



**DUR190URT8** 1 x 5.0Ah Li-ion  
**DUR190UZX3** Body only  
**DUR191URT8** 1 x 5.0Ah Li-ion  
**DUR191UZX3** Body only

STANDARD EQUIPMENT: Fast Charger, battery cartridge, shoulder strap, hex wrench, nylon cutting head, accessory bag.

18V LXT Brushless Linetrimmer

DUR192L

Max Output	460W
Speed Settings	2-Speed
No Load Speed (L/H)	0 - 4,500 / 0 - 6,000 rpm
Spindle Size	M10 x 1.25 L
Cutting Diameter	300mm
Net Weight	2.7 - 3.0 kg

**2-PART DESIGN FOR EASY STORAGE AND TRANSPORT**



DUR192LRT 1 x 5.0Ah Li-ion  
DUR192LZ Body only

STANDARD EQUIPMENT: Fast charger, battery cartridge, nylon cutting head, hex wrench, shoulder belt.

18V LXT Linetrimmer

DUR194

Max Output	230W
Speed Settings	2-Speed
No Load Speed (L/H)	0 - 4,500 / 0 - 6,000 rpm
Spindle Size	M10 x 1.25 L
Cutting Diameter	280mm
Net Weight	2.6 - 2.9 Kg



DUR194RTX2 1 x 5.0Ah Li-ion  
DUR194ZX3 Body only

STANDARD EQUIPMENT: Fast charger, Battery cartridge, Band Assembly, Hex wrench, Box driver, Trimmer head assembly

18V LXT Brushless Linetrimmer

DUR189

Max Output	240W
Speed Settings	3-Speed + ADT Mode
No Load Speed (L/M/H)	4,000 / 5,000 / 6000rpm
Spindle Size	M8 x 1.25RH
Cutting Diameter	300mm
Net Weight	3.0-3.3kg



DUR189RT 1 x 5.0Ah Li-ion  
DUR189Z Body only

STANDARD EQUIPMENT: Fast charger, battery cartridges, Single harness, nylon cutting head, accessory bag, hex wrench.

18V LXT Linetrimmer

DUR181

No load speed	7,800rpm
Cutting width	260mm
Cord feed system	Bump & feed
Cutting system	Single cord
Nylon cord	1.65mm Ø x 8m
Shaft adjustment range	180mm
Net weight	2.8-3.1kg

**EDGER FUNCTION**



DUR181RT 1 x 5.0Ah Li-ion  
DUR181Z Body only

STANDARD EQUIPMENT: Fast charger, battery cartridges.

18V x2 (36V) LXT Brushless Blower

DUB363

No Load Speed	0 - 7,850rpm
Max Air Volume	13.4 m³/min
Max Air Velocity	65 m/s
Net Weight	4.5 - 6.6kg



DUB363PT2V 2 x 5.0Ah Li-ion  
DUB363PG2V 2 x 6.0Ah Li-ion  
DUB363ZV Body only

STANDARD EQUIPMENT: Fast charger, battery cartridges, vacuum kit, flat nozzle, end nozzle, pipe, shoulder belt, hex wrench.

18V x2 (36V) LXT Brushless Blower

DUB362

No load speed	11,400 - 21,500 rpm	<b>6 AIR VOLUME/VELOCITY SETTINGS</b> <b>LOCK ON FUNCTION</b> <b>BATTERY FUEL GAUGE</b>
Max air volume	6.9 - 13.4 m³/min	
Max air velocity	27-54 m/s	
Net weight	3.5-4.2kg	



DUB362PG2 2 x 6.0Ah Li-ion  
DUB362PT2 2 x 5.0Ah Li-ion  
DUB362Z Body only

STANDARD EQUIPMENT: Fast charger, battery cartridges, Long nozzle, shoulder strap.



18V LXT Brushless Blower

DUB184

No Load Speed	0-18,000rpm
Max. Air Volume	13.0 m³/min
Max. Air Velocity	52.1 m/s
Run time (6.0Ah)	12mins
Net Weight	2.5-3.0kg



DUB184RT 1 x 5.0Ah Li-ion  
DUB184Z Body only

STANDARD EQUIPMENT: Fast charger, battery cartridges, Shoulder belt, nozzle, hex wrench.

36V LXT Brushless Blower

UB001CZ

No Load Speed	0 - 21,000rpm
Cruise control mode	0 - 21,000rpm
Boost mode	24,000rpm
Max Air Volume	15 m³/min
Cruise control mode	0 - 15 m³/min
Boost mode	17.6 m³/min
Max Air Velocity	60 m/sec
Cruise control mode	0 - 60 m/sec
Boost mode	70 m/sec
Net weight	2.6 - 2.9kg

**POWERED BY BACK PACK POWER SUPPLY ONLY (SEE PAGE 7)**



UB001CX2

UB001CZ Body only

STANDARD EQUIPMENT: Shoulder strap, Nozzle assembly.

36V LXT Brushless Backpack Blower

UB002C

No Load Speed	0 - 22,000 rpm
Blowing Force	0 - 22.0N
Max Air Volume:	
With End nozzle 82	0 - 19.0 m³ /min
With Flat nozzle	0 - 17.9 m³ /min
Max Air Velocity:	
With End nozzle 82	0 - 71.7 m/sec
With Flat nozzle	0 - 76.0 m/sec
Net Weight	15.9 - 16.1kg

**POWERED BY BACK PACK POWER SUPPLY ONLY (SEE PAGE 7)**

**ANTI-RESTART FUNCTION**



UB002CX3

Includes PDC1200A02

UB002CZ Body only

STANDARD EQUIPMENT: Adaptor pipe.

18V LXT Blower

DUB186

Max Air Volume	3.2m³/min
Max Air Velocity	68 m/sec
No Load Speed	0 - 18,000rpm
Net Weight	1.6-2.1kg



DUB186RT 1 x 5.0Ah Li-ion  
DUB186Z Body only

STANDARD EQUIPMENT: Fast charger, battery cartridge, garden nozzle.

18V LXT Brushless Hedge Trimmers

DUH502/  
601/751

Blade length	DUH502Z: 50cm	Blade type	Double Sided
	DUH601Z: 60cm	Max branch dia.	DUH502Z: 21.5mm
	DUH751Z: 75cm		DUH601Z: 23.5mm
No load speed	Lo: 0-2,000spm		DUH751Z: 23.5mm
	Mid: 0-3,600spm	Net weight	3.8-4.5kg
	Hi: 0-4,400spm		

**DUH601Z / DUH751Z:  
LOW FRICTION BLADES FOR MORE  
EFFICIENT CUTTING**



DUH502RT 1 x 5.0Ah Li-ion  
DUH502Z Body only  
DUH601RT 1 x 5.0Ah Li-ion  
DUH601Z Body only  
DUH751RT 1 x 5.0Ah Li-ion  
DUH751Z Body only

STANDARD EQUIPMENT: Fast charger, battery cartridges, Blade cover.



18V LXT Brushless Hedge Trimmers

DUH604S  
DUH754S

Blade Length	DUH604S: 60cm
	DUH754S: 75cm
No Load Speed	2,000/ 3,600/ 4,400 spm
Blade Type	Single sided
Max Branch Diameter	23.5mm
Net Weight	3.4 - 3.9kg



DUH604SRT 1 x 5.0Ah Li-ion  
DUH604SZ Body only  
DUH754SRT 1 x 5.0Ah Li-ion  
DUH754SZ Body only

STANDARD EQUIPMENT: Fast charger, battery cartridges, Blade Cover, Chip Receiver



## 18V LXT Hedge Trimmer

DUH523

No load speed	1,350spm
Blade length	520mm
Max. branch Ø	15mm
Net weight	3.0-3.4kg



DUH523RT 1 x 5.0Ah Li-ion

DUH523Z Body only

STANDARD EQUIPMENT: Fast charger, battery cartridges, Blade cover, battery cover.

## 18V LXT Brushless Pole Hedge Trimmer

DUN500W

Blade Length	500mm
Strokes per Minute	2,000/ 3,600/ 4,400 spm
Max Branch Diameter	23.5mm
Overall Length	2,115 mm
Net Weight	3.9 – 4.3kg

2.1 METERS LONG

HEAD ANGLES FROM 45°-70°  
180° FOLDABLE FOR STORAGE



DUN500WRTE 2 x 5.0Ah Li-ion

DUN500WZ Body only

STANDARD EQUIPMENT: Fast charger, battery cartridges, Blade Cover, Shoulder Harness


## 18V LXT Pole Hedge Trimmer

DUN461W

Blade Length	460mm
Strokes per Minute	3,600spm
Max Branch Diameter	10mm
Overall Length	1,889-2,511mm
Net Weight	3.0-3.3kg

TELESCOPIC PIPE 1.9 - 2.5 METERS LONG

HEAD ANGLES FROM 60°-75°



DUN461WRT 1 x 5.0Ah Li-ion

DUN461WZ Body only

STANDARD EQUIPMENT: Fast charger, battery cartridge, blade cover.

## 18V LXT Brushless Pole Hedge Trimmer

DUN600L

Blade Length	600mm	2.05 METERS LONG
Strokes per Minute	2,000/ 3,600/ 4,400 spm	
Max Branch Diameter	23.5mm	
Overall Length	2,050 mm	
Net Weight	3.7 – 4.1kg	



DUN600LRTE 2 x 5.0Ah Li-ion

DUN600LZ Body only

STANDARD EQUIPMENT: Fast charger, battery cartridges, Blade Cover, Hex Wrench


## 12V Max CXT Pole Hedge Trimmer

UN460WDZ

Blade Length	460mm
Strokes per Minute	3,600spm
Max Branch Diameter	10mm
Overall Length	1,889-2,511mm
Net Weight	2.8-3.0kg

TELESCOPIC PIPE 1.9 - 2.5 METERS LONG

HEAD ANGLES FROM 60°-75°



UN460WDZ Body only

STANDARD EQUIPMENT: Blade cover.

## 18V x2 (36V) Pruning Shears

DUP362Z

Max Cutting Capacity	33mm
Max Blade Opening	54mm
Cutting Torque	250Nm
Net Weight	3.3-3.9kg



DUP362Z Body only

STANDARD EQUIPMENT: Oil supply, wrench set, diamond file, cord holder, holster, harness, arm band, tool bag, shear blade.



18V x2 (36V) Pruning Shears

DUP361ZN

Max Cutting Capacity	33mm
Max Blade Opening	54mm
Cutting Torque	185Nm
Net Weight	3.3-3.8kg



DUP361ZN Body only

STANDARD EQUIPMENT: Oil supply, wrench set, diamond file, cord holder, holster, harness, arm band, tool bag, shear blade

18V LXT Backpack Garden Sprayer

DUS158Z

Max Pressure	0.5 MPa
Tank Capacity	15L
Hose Length	1.7 m
Spray Wand Length	0.6 m
Nozzle mounting thread	G 1/4
Net Weight	5.9 – 6.2 Kg
Max Net Weight filled	21.2 Kg



DUS158Z Body only

STANDARD EQUIPMENT: Spray pipe holder, Shoulder harness, Y-shaped double nozzle, Wide angle herbicide nozzle, Measuring cup.

18V LXT Garden Sprayer

DUS054Z

Max pressure	0.3 MPa
Tank capacity	5L
Hose Length	1.7 m
Spray Wand length	0.5 – 0.7 m
Nozzle mounting thread	G ¼
Net weight	3.2 – 3.5kg



DUS054Z Body only

STANDARD EQUIPMENT: H-Shaped double head nozzle, Spray wand, Spray wand holder, Shoulder belt.

12V Max CXT Garden Sprayer

US053DZ

Max pressure	0.3 MPa
Tank capacity	5L
Hose Length	1.7 m
Spray Wand length	0.5 – 0.7 m
Nozzle mounting thread	G ¼
Net weight	2.9 – 3.0kg



US053DZ Body only

STANDARD EQUIPMENT: H-Shaped double head nozzle, Spray wand, Spray wand holder, Shoulder belt.

18V LXT Grass Shears

DUM111

Cycles per Minute	1,250 cpm
Strokes per Minute	2,500 spm
Cutting Width:	
Grass Shear blade	110mm
Hedge Trimmer	200mm
Cutting Heights	15, 20, 25mm
Net Weight	1.4 – 1.8kg

COMES WITH HEDGE TRIMMER ATTACHMENT



DUM111RTX 1 x 5.0Ah Li-ion

DUM111ZX Body only

STANDARD EQUIPMENT: Fast charger, battery cartridges, blade cover.

18V LXT Grass Shears

DUM604

Cycles per minute	1,250cpm
Strokes per minute	2,500spm
Cutting Width	160mm
Cutting Heights	15, 20, 25mm
Net Weight	1.4-1.8kg

COMES WITH HEDGE TRIMMER ATTACHMENT



DUM604RTX 1 x 5.0Ah Li-ion

DUM604ZX Body only

STANDARD EQUIPMENT: Fast charger, battery cartridges, Grass receiver, blade cover

12V Max CXT Grass Shears

UM600DZX

Cycles per minute	1,250 cpm
Strokes per minute	2,500 spm
Cutting Width	160mm
Cutting Heights	15, 20, 25mm
Net Weight	1.3-1.5kg

COMES WITH HEDGE TRIMMER ATTACHMENT



UM600DZX Body only

STANDARD EQUIPMENT: Grass receiver, blade cover, hedge trimmer shear blade, chip receiver.



18V LXT Brushless Wheelbarrow

DCU180Z

Max Loading Capacity	130 kg
Max Climbing Angle	12°
Forward Speed (Hi)	3.5km/h
Forward Speed (Lo)	1.5km/h
Reverse Speed	1.0km/h
Net weight (Machine only)	32.5kg
Net weight (Pipe frame)	44.5-44.8kg
Net weight (Bucket frame)	39.3-39.6kg

Optional Accessories:

Pipe Frame

Bucket Frame



LXT BL MOTOR

- DCU180PTX3 2 x 5.0Ah Li-ion + 199009-8 Pipe Frame
- DCU180PTX4 2 x 5.0Ah Li-ion + 199008-0 Bucket Frame
- DCU180PT2 2 x 5.0Ah Li-ion
- DCU180Z Body only

STANDARD EQUIPMENT: Wrench x2, support legs, lock key, fast charger, battery cartridges.

Pipe Frame Set

199009-8



199009-8

Bucket Frame Set

199008-0



199008-0

18V LXT Lawnmower

DLM330

No Load Speed	4,300 rpm
Max output	450 W
Cutting Width	330mm
Height Adjustment	20 - 75mm
Net Weight	11.6 - 12.5kg

RECOMMENDED FOR LAWNS OF UP TO 270m²



LXT



DLM330RT 1 x 5.0Ah Li-ion

DLM330Z Body only

STANDARD EQUIPMENT: Fast Charger, battery cartridges, blade, wrench, mulching plug

18V x2 (36V) LXT Lawnmower

DLM382

No Load Speed	0 - 3,700rpm
Blade Type	Rotary type 2 tooth
Cutting Width	380mm
Height Adjustment	20-75mm
Collection box	40 litres
Net Weight	16.2-16.9kg

RECOMMENDED FOR LAWNS OF UP TO 560m²



LXT LXT 36V 18v+18v



DLM382PG2 2 x 6.0Ah Li-ion

DLM382CT2 2 x 5.0Ah Li-ion

DLM382Z Body only

STANDARD EQUIPMENT: Fast Charger, battery cartridges, blade, socket wrench. DLM382CT2 with standard charger.

18V x2 (36V) LXT Lawnmower

DLM432

No Load Speed	3,600rpm
Blade Type	Rotary type 2 tooth
Cutting Width	430mm
Height Adjustment	20 - 75mm
Collection Box	50 litres
Net Weight	16.8 - 17.5kg

RECOMMENDED FOR LAWNS OF UP TO 575m²



LXT LXT 36V 18v+18v



DLM432PG2 2 x 6.0Ah Li-ion

DLM432CT2 2 x 5.0Ah Li-ion

DLM432Z Body only

STANDARD EQUIPMENT: Fast charger, battery cartridges, blade, socket wrench. DLM432CT2 with standard charger.

18V x2 (36V) LXT Lawnmower

DLM480

No Load Speed	3,100 rpm
Max output	860W
Blade Type	2-tooth blade
Cutting Width	480mm
Height Adjustment	20 – 100mm (10 stages)
Collection Box Capacity	62L
Net Weight	24.5 – 26.8 Kg

**RECOMMENDED FOR LAWNS OF UP TO 800m<sup>2</sup>**



DLM480CT2 2 x 5.0Ah Li-ion

DLM480Z Body only

STANDARD EQUIPMENT: Standard charger, battery cartridges, Rod, Mulching plug, wrench

18V x2 (36V) LXT Lawnmower

DLM481

No Load Speed	3,100 rpm
Max output	860W
Blade Type	2-tooth blade
Cutting Width	480mm
Height Adjustment	20 – 100mm (10 stages)
Collection Box Capacity	62L
Net Weight	27.1 – 29.3 Kg

**RECOMMENDED FOR LAWNS OF UP TO 650m<sup>2</sup>**



DLM481CT2 2 x 5.0Ah Li-ion

DLM481Z Body only

STANDARD EQUIPMENT: Standard charger, battery cartridges, Rod, Mulching plug, wrench

18V x2 (36V) LXT Lawnmower

DLM538

No Load Speed	3,000 rpm
Max output	860W
Blade Type	2-tooth blade
Cutting Width	534mm
Height Adjustment	20 – 100mm (10 stages)
Collection Box	70L
Net Weight	25.5 – 28.0kg

**RECOMMENDED FOR LAWNS OF UP TO 800m<sup>2</sup>**



DLM538CT2 2 x 5.0Ah Li-ion

DLM538Z Body only

STANDARD EQUIPMENT: Battery cartridges, Standard charger, blade, mulching plug, wrench, rod

18V x2 (36V) LXT Lawnmower

DLM539

No Load Speed	3,000 rpm
Max output	860W
Blade Type	2-tooth blade
Cutting Width	534mm
Height Adjustment	20 – 100mm (10 stages)
Collection Box Capacity	70L
Net Weight	27.9 – 30.4 Kg

**RECOMMENDED FOR LAWNS OF UP TO 700m<sup>2</sup>**



DLM539CT2 2 x 5.0Ah Li-ion

DLM539Z Body only

STANDARD EQUIPMENT: Standard charger, battery cartridges, Rod, Mulching plug, wrench

18V x2 (36V) LXT Brushless Lawnmower

DLM460

Max Output	1,450W
No Load Speed	2,500-3,300rpm
Cutting Width	460mm
Blade Type	Rotary type 2 tooth
Height Adjustment	10 settings (20-75mm)
Collection Box	60 litres
Net Weight	25.3-27.6kg

**RECOMMENDED FOR LAWNS OF UP TO 800m<sup>2</sup>**

**STEEL DECK**



DLM460PG2 2 x 6.0Ah Li-ion

DLM460PT4 4 x 5.0Ah Li-ion

DLM460Z Body only

STANDARD EQUIPMENT: Battery cartridges, fast charger, socket wrench.

18V x2 (36V) LXT Brushless Lawnmower

DLM462

No Load Speed	2,500 / 3,300 rpm
Cutting Width	460mm
Height Adjustment	20 – 100mm (10-step)
Collection box	60L
Net Weight	35.3 – 39.0kg

**RECOMMENDED FOR LAWNS OF UP TO 1,900m<sup>2</sup>**

**STEEL DECK**

**4 Batteries for extended run time**  
The mower will use 2 batteries at a time. When the first set goes flat turn the switch and keep mowing.



DLM462PT4 4 x 5.0Ah Li-ion

DLM462PG2 2 x 6.0Ah Li-ion

DLM462Z Body only

STANDARD EQUIPMENT: Fast charger, battery cartridges, Blade, Mulch plug, Socket Wrench, Rod



18V x2 (36V) LXT Brushless Lawnmower

DLM530

No Load Speed	2,300 / 2,800 rpm
Cutting Width	534mm
Height Adjustment	20 - 100mm (10-step)
Collection box	70L
Net Weight	35.5 - 39.3kg

**RECOMMENDED FOR LAWNS OF UP TO 2,300 m<sup>2</sup>**

**STEEL DECK**

**4 Batteries for extended run time**  
The mower will use 2 batteries at a time. When the first set goes flat turn the switch and keep mowing.



**DLM530PT4** 4 x 5.0Ah Li-ion  
**DLM530PG2** 2 x 6.0Ah Li-ion  
**DLM530Z** Body only

STANDARD EQUIPMENT: Fast charger, battery cartridges, Blade, Mulch plug, Side Discharge Mouth, Socket Wrench, Rod

18V x2 (36V) LXT Brushless Lawnmower

DLM532

No Load Speed	2,300 / 2,800 rpm
Cutting Width	534mm
Height Adjustment	20 - 100mm (10-step)
Collection box	70L
Net Weight	39.0 - 42.8kg

**RECOMMENDED FOR LAWNS OF UP TO 2,300m<sup>2</sup>**

**STEEL DECK**

**4 Batteries for extending run time**  
The mower will use 2 batteries at a time. When the first set goes flat turn the switch and keep mowing.



**DLM532PT4** 4 x 5.0Ah Li-ion  
**DLM532PG2** 2 x 6.0Ah Li-ion  
**DLM532Z** Body only

STANDARD EQUIPMENT: Fast charger, battery cartridges, Blade, Mulch plug, Side Discharge Mouth, Socket Wrench, Rod

18V x2 (36V) LXT Brushless Lawnmower

DLM533

No Load Speed	2,300 / 2,800 rpm
Cutting Width	534mm
Height Adjustment	20 - 100mm (10-step)
Collection box	70L
Net Weight	43.9 - 47.9 kg

**RECOMMENDED FOR LAWNS OF UP TO 2,300m<sup>2</sup>**

**ALUMINIUM DECK**



**DLM533PT4** 4 x 5.0Ah Li-ion  
**DLM533PG2** 2 x 6.0Ah Li-ion  
**DLM533Z** Body only

STANDARD EQUIPMENT: Fast charger, battery cartridges, Blade, Mulch plug, Socket Wrench, Rod


4 X 18V BATTERIES: DLM462/530/532/533

**4 Batteries for extended run time**  
The DLM462, DLM530, DLM532, DLM533 have 2 battery banks. The mower will use 2 batteries at a time in series to power the 36V brushless motor. When one set of batteries run flat then simply turn the switch and keep mowing.



4 X 18V BATTERIES: DLM462/530/532/533

**4 Batteries for extended run time**  
The DLM462, DLM530, DLM532, DLM533 have 2 battery banks. The mower will use 2 batteries at a time in series to power the 36V brushless motor. When one set of batteries run flat then simply turn the switch and keep mowing.





36V LXT Brushless Lawnmower

LM001CZ

No Load Speed	2,800rpm (normal mode)
	2,300-2,800rpm (Soft no load mode)
	2,300 rpm (Low noise mode)
Cutting Width	534mm
Height Adjustment	20-100mm (10-step)
Collection box	70L
Net Weight	42.1-49.5 kg

APPROX. MOWING AREA WITH PDC1200 IN PUSH MODE: 6900m<sup>2</sup>

APPROX. MOWING AREA WITH PDC01 EQUIPPED (4X 6.0AH BATTERIES) IN PUSH MODE: 2300m<sup>2</sup>



Powered by Backpack Power Supply Only (see page 7)



LM001CX3  
Includes PDC1200A02  
LM001CZ Body only

STANDARD EQUIPMENT: Blade, mulch plug, side discharge mouth, socket wrench, rod.



LM001C WITH BACKPACK POWER SUPPLY



Quick Connect  
LM001CZ connects straight to the PDC01 or PDC1200 via the standard plug.



The PDC01 or PDC1200 battery level can be checked on the side of each battery pack.



64V Max Brushless Lawnmower

LM002JM101

No Load Speed:	2,800 rpm
Standard Mode	2,300-2,800 rpm
Soft No-Load Mode	2,300 rpm
Max output	2,300W
Cutting Width	534mm
Height Adjustment	20 – 100mm (10 stages)
Box Capacity	70L
Net Weight	25.7 – 27.6kg

RECOMMENDED FOR LAWNS OF UP TO 1,600m<sup>2</sup>



LM002JM101 1x 4.0Ah Li-ion

STANDARD EQUIPMENT: Fast Charger, battery cartridges,



64V MAX BATTERY: LM002J



64V Battery and Motor  
The LM002J has a 64V brushless motor powered by the new 64V Max 4.0Ah (BL6440) battery pack.



## Electric Chainsaw

UC3541A/2  
UC4041A/2

Input wattage	1,800W
Chain speed	14.5m/s
Pitch, chain gauge	3/8", 0.050"
Chain oil tank capacity	200ml
Net weight	UC3541A: 4.7-4.8kg UC4041A: 4.8-4.9kg

**AUTOMATIC CHAIN OILING**  
**TOOL-LESS BLADE CHANGE**



**UC3541A/2** 35cm bar 240v

**UC4041A/2** 40cm bar 240v

STANDARD EQUIPMENT: Guide bar, chain, chain protection cover, 10m lead, hook complete.

## Electric Chainsaw

UC3551A  
UC4051A

Input wattage 110V	1,570W
Input wattage 240V	2,000W
Chain speed	14.5m/s
Pitch, chain gauge	3/8", 0.050"
Chain oil tank capacity	200ml
Net weight	5.4-5.7kg

**AUTOMATIC CHAIN OILING**  
**TOOL-LESS BLADE CHANGE**



**UC3551A/2** 35cm bar 240v

**UC4051A/1** 40cm bar 110v

**UC4051A/2** 40cm bar 240v

STANDARD EQUIPMENT: Guide bar, chain, chain protection cover, 10m lead, hook complete.

## 32cc Chainsaw

EA3201S35B

Engine type	2-stroke
Displacement	32cc
Horsepower	1.70hp
Bar length	35cm
Pitch, chain gauge	3/8", 0.050"
Fuel tank capacity	0.4 litres
Chain oil tank capacity	0.28 litres
Net weight	4.2kg

**TOOL-LESS BLADE CHANGE**  
**CATALYTIC CONVERTER**



**EA3201S35B**

STANDARD EQUIPMENT: Guide bar, chain, chain protection cover, socket wrench, screwdriver.



## 25.4cc Telescopic Pole Chainsaw

EY2650H25H

Engine type	4-stroke
Displacement	25.4cc
Horsepower	1.03hp
Bar length	255mm
Pitch, chain gauge	3/8", 0.050"
No load chain speed	21m/s
Fuel tank capacity	0.6 litres
Chain oil tank capacity	0.12 litres
Net weight	7.2kg

**TELESCOPIC POLE**  
**2.7 - 3.9 Meters**



**EY2650H25H**

STANDARD EQUIPMENT: Universal wrench, guide bar, chain, Torx wrench, hex wrench, carb. screwdriver, chain protection cover, tool kit.

**MM4**

## Electric Linetrimmer

UR3501

Cutting Width	350mm
Input Wattage	1,000W
No Load Speed	7,500rpm
Nylon Cord Diameter	2.0mm
Net Weight	4.3kg



**UR3501/2**

STANDARD EQUIPMENT: Nylon cutting head, harness, socket wrench.

## Electric Linetrimmer

UR3000

Input wattage	450W
Cutting diameter	300mm
No load speed	9,000rpm
Net weight	2.6kg



**UR3000/2**

STANDARD EQUIPMENT: Shoulder strap, spool assembly, safety glasses.

## 24.5cc Linetrimmer

EM2511LH

Displacement	24.5cc
Horsepower	1.0hp
Output Wattage	710W
Fuel Tank Capacity	0.5L
Spindle Thread Size	M10 x 1.25LH
Cutting diameter	420mm
Bore size	25.4mm
Net Weight	5.4kg



**MM4**



### EM2511LH Loop handle

STANDARD EQUIPMENT: Nylon cutting head, single harness, socket wrench, hex wrench x2, oil bottle, accessory bag.

## 24.5cc Linetrimmer

ER2550LH

Engine type	4-stroke
Displacement	24.5cc
Cutting diameter	412mm
Spindle thread size	M8 x 1.25mm R
Fuel tank capacity	0.5 litres
Net weight	4.6kg



**MM4**



### ER2550LH Loop handle

STANDARD EQUIPMENT: Nylon cutting head, socket wrench, hex wrench, pin, oil set, accessory bag.

## 25.7cc Linetrimmer

ER2600L

Engine	2-stroke
Spindle diameter	M8 x 1.25 R
Bore size	25.4mm
Displacement	25.7cc
Horsepower	1.2 hp
Output wattage	830W
Tank capacity	0.6L
Net weight	4.6kg



### ER2600L

STANDARD EQUIPMENT: Nylon cutting head, hex wrench, socket wrench, accessory bag.

## 25.7cc Linetrimmer

EM2600L

Engine type	2-stroke
Displacement	25.7cc
Horsepower	1.2hp
Spindle thread size	M8 x 1.25mm L
Bore size	25.4mm
Fuel tank capacity	0.6 litres
Net weight	4.9kg



### EM2600L

STANDARD EQUIPMENT: Nylon cutting head, socket wrench, hex wrench, single harness, accessory bag.

## 43cc 4-Stroke Brush Cutter

EM4350UH

Engine type	4-stroke
Displacement	43.0cm³
Horsepower	2.0hp
Spindle thread size	M10 x 1.25, L
Bore size	25.4mm
Tank capacity	0.62 litres
Dry weight	8.3kg



**MM4**



### EM4350UH

STANDARD EQUIPMENT: Nylon cutting head, Hex wrench x2, socket wrench x2, oil bottle, harness, accessory bag.

## ACCESSORIES: CUTTING HEADS



198893-8  
Cutter Assembly  
95-M10L



197296-3  
Cutter Assembly  
M10X1.25LH



198383-1  
Plastic Blade  
Head 255 Set

To see the full range of lines and blades visit [www.makita.com](http://www.makita.com)



# HEDGE TRIMMERS

## Electric Hedge Trimmer

UH4570/5570  
/6570

	UH4570	UH5570	UH6570
Input wattage	550W	550W	550W
Blade length	45cm	55cm	65cm
Max. branch Ø	18mm	18mm	18mm
Net weight	3.6kg	3.7-3.8kg	3.8-3.9kg



UH4570/2  
UH5570/2  
UH6570/2

STANDARD EQUIPMENT: Blade cover, cord hook for waist belt, 10m lead.

## Electric Hedge Trimmer

UH5580/6580  
/7580

	UH5580	UH6580	UH7580
Input wattage	670W	670W	670W
Blade length	55cm	65cm	75cm
Max. branch Ø	18mm	18mm	18mm
Net weight	4.2kg	4.3kg	4.4kg



UH5580/2  
UH6580/2  
UH7580/2


STANDARD EQUIPMENT: Blade cover, cord hook for waist belt, 10m lead.

## 22.2cc Hedge Trimmer

EH5000/6000  
/7500

	EH5000W	EH6000W	EH7500W
Engine type	2-stroke	2-stroke	2-stroke
Displacement	22.2cc	22.2cc	22.2cc
Horsepower	1hp	1hp	1hp
Tank capacity	0.4 litres	0.4 litres	0.4 litres
Blade length	50cm	60cm	75cm
Blade type	Double	Double	Double
Max. branch Ø	20.0mm	21.5mm	21.5mm
Net Weight	4.8kg	5.0kg	5.2kg

**LIGHTWEIGHT**  
**FORWARD EXHAUST DIRECTION**  
**5 POSITION ROTATING REAR HANDLE**



EH5000W  
EH6000W  
EH7500W

STANDARD EQUIPMENT: Blade cover, socket wrench, hex wrench.

# HEDGE TRIMMERS

## 25.4cc 4-Stroke Pole Hedge Trimmer

EN5950SH

Engine type	4-stroke	<b>1.78 METERS LONG</b>
Displacement	25.4cm³	
Horsepower	1.03hp	
Blade length	590mm	
Speed @ max output power	7,000rpm	
No load speed	10,000rpm	
Strokes per minute	4,200spm	
Overall length	1,780mm	
Fuel tank capacity	0.6 litres	
Net weight	6.0kg	



EN5950SH

STANDARD EQUIPMENT: Oil set, socket wrench, hex wrench, accessory bag, blade cover.

**MM4**

## 25.4cc 4-Stroke Pole Hedge Trimmer

EN4951SH

Engine	4-Stroke	<b>HEAD ANGLES FROM 45°-90°</b>
Displacement	25.4cc	<b>180° FOLDABLE FOR STORAGE</b>
Blade length	490mm	<b>90°</b>
Overall length	2,050mm	<b>180°</b>
Blade type	Double sided	
Max branch diameter	21.5 mm	
Strokes per minute	4,200spm	
Max output power	0.77kW	
Horsepower	1.03hp	
Fuel tank capacity	0.6 litres	<b>2.05 METERS LONG</b>
Net weight	6.6kg	



EN4951SH

STANDARD EQUIPMENT: Blade cover, socket wrench, hex wrench, accessory bag, shoulder strap.

**MM4**

## Electric Lawnmower

ELM4121X

Input Wattage	1,600W
No Load Speed	3,400rpm
Cutting Width	41cm
Cutting Heights	7 settings (20-75mm)
Collection Box	50 litres
Net Weight	17.5-19.1kg

**RECOMMENDED FOR LAWNS  
OF UP TO 600Sm<sup>2</sup>**

**STEEL DECK**



**ELM4121X**

STANDARD EQUIPMENT: Wrench, mulch plug.



## Electric Lawnmower

ELM3720X

Input Wattage	1,400W
No Load Speed	3,400rpm
Cutting Width	37cm
Cutting Heights	(3-settings)
20 - 55mm	
Collection Box	40L
Net Weight	11.6kg

**RECOMMENDED FOR LAWNS  
OF UP TO 500m<sup>2</sup>**



**ELM3720X**

STANDARD EQUIPMENT: Wrench.



## Electric Lawnmower

ELM4621X

Input Wattage	1,800W
No Load Speed	2,950rpm
Cutting Width	46cm
Cutting Heights	8 settings (20-75mm)
Collection Box	60 litres
Net Weight	30.5-32.2kg

**RECOMMENDED FOR LAWNS  
OF UP TO 1000m<sup>2</sup>**

**STEEL DECK**



**ELM4621X**

STANDARD EQUIPMENT: Wrench, mulch plug.



## Lawnmower

PLM4626N

Engine	Briggs & Stratton 500E
Engine type	4 stroke
Displacement	140cc
Horsepower	2.56hp
Cutting width	46cm
Cutting heights	25-75mm
	Centralised 7 step
Collection box capacity	60 litres
Net weight	28kg

**RECOMMENDED FOR LAWNS  
OF UP TO 1,000m<sup>2</sup>**

**STEEL DECK**

**PLM4626N**



## Electric Lawnmower

ELM3320X

Input Wattage	1,200W
No Load Speed	3,400rpm
Cutting Width	33cm
Cutting Heights	(3-settings)
20 - 55mm	
Collection Box	30L
Net Weight	10.2kg

**RECOMMENDED FOR LAWNS  
OF UP TO 400m<sup>2</sup>**



**ELM3320X**

STANDARD EQUIPMENT: Wrench.



## Lawnmower

PLM4631N2

Engine	Briggs & Stratton 675 Exi R/S
Engine	4-stroke
Displacement	163cm <sup>3</sup>
Horsepower	3.5hp
Gear box	1 speed gear box
Cutting width	46cm
Cutting heights	25-70mm
	Centralised 8 Step
Collection box	60 litres
Net weight	32.5kg

**RECOMMENDED FOR LAWNS  
OF UP TO 1,400m<sup>2</sup>**

**MULCHING KIT INCLUDED**

**STEEL DECK**

**PLM4631N2**



## Lawnmower

PLM4622N2

Engine	Briggs & Stratton 675 EXi R/S
Engine type	4 stroke
Displacement	163 cm <sup>3</sup>
Horsepower	3.5hp
Action	3 speed gear box
Cutting width	46cm
Cutting heights	25-70mm
	Centralised 5 step
Collection box capacity	60 litres
Net weight	33kg

**RECOMMENDED FOR LAWNS OF UP TO 1,800m<sup>2</sup>**

**MULCHING KIT INCLUDED**

**STEEL DECK**



PLM4622N2

## Mulching Lawnmower

PLM4817

Engine	Briggs and Stratton 500E
Engine type	4-stroke
Displacement	140cc
Horsepower	2.56hp
Cutting width	48cm
Cutting heights	25-70mm (8-stage)
Net weight	24.3kg

**RECOMMENDED FOR LAWNS OF UP TO 1,400m<sup>2</sup>**

**STEEL DECK**



PLM4817

## Mulching Lawnmower

PLM5121N2

Engine	Briggs & Stratton 675 EXi R/S
Engine type	4 stroke
Displacement	163 cm <sup>3</sup>
Horsepower	3.5hp
Action	1-speed gear box
Cutting width	51cm
Cutting heights	25-70mm
Net weight	31.0kg

### Mulching System

The PLM5121N2 has a specially shaped blade that holds the grass clippings in the deck of the mower so it can cut them into fine pieces. The clippings then settle on the lawn quickly decomposing adding in the growth and overall health of the lawn.



**RECOMMENDED FOR LAWNS OF UP TO 1,800m<sup>2</sup>**

**STEEL DECK**



PLM5121N2

## Electric Scarifier

UV3200

Rated voltage	230-240v~50-60Hz
Rated power	1300W
No load speed	3500/min
Working width	32cm
Working depth	-10~+10mm
Height adjustment	5 settings
Collection container capacity	30 litres
Net weight	12.0kg

**CAN BE USED WITH OR WITHOUT COLLECTION BOX**



UV3200/2

STANDARD EQUIPMENT: 10m power lead.



## Electric Scarifier

UV3600

Rated voltage	230-240v~50-60Hz
Rated power	1800W
No load speed	3700/min
Working width	36cm
Working depth	-10~+5mm
Height adjustment	4 settings
Collection container capacity	40 litres
Net weight	15.3kg

**CAN BE USED WITH OR WITHOUT COLLECTION BOX**



UV3600/2

STANDARD EQUIPMENT: 10m power lead.



## Electric Shredder

UD2500/2

Input wattage	2,500W
Max. branch Ø	45 mm
Cutting speed	40 rpm
Collection box capacity	67 litres
Net weight	27.6kg



UD2500/2

STANDARD EQUIPMENT: 10m power lead.





## WATER PUMP / BLOWER

### 4-Stroke Water Pump

EW1060HX

Engine type	4-Stroke
Displacement	33.5 cc
Horsepower	1.7hp
Max. delivery	130 litres/min
Max. head	45m
Max. draw	8m
Hose diameter	25.4mm
Fuel tank capacity	0.65 litres
Net (dry) weight	7.3kg



**MM4**



#### EW1060HX

STANDARD EQUIPMENT: 8m delivery hose and nozzle.

### 24.5cc Hand Held Blower

BHX2501

Engine type	4-stroke
Displacement	24.5cc
Horsepower	1.08hp
Max. air flow volume	10.1m <sup>3</sup> /min
Net weight	4.5kg



197235-3

	BHX2501
197235-3	Vacuum Attachment



#### BHX2501

STANDARD EQUIPMENT: Hose clamp, pipe 1 and 2, flat nozzle, tool kit.

**MM4**

# GET 80V MAX POWER FROM YOUR 40V MAX BATTERIES

Utilise your 40V Max batteries to get more power and run time from our 80V Max machines. The powerful 80V motor is powered by two 40V Max batteries in either 2.0Ah, 2.5Ah, 4.0Ah or 5.0Ah capacities.

**XGT** 80Vmax  
40Vmax + 40Vmax

XGT is a genuine solution for high demand industrial applications. A combination of innovative tool design and higher output batteries, providing a genuine solution for high demand industrial users as well.



The tough XGT construction design is supported by a charging system that charges batteries in as little as 28 minutes.

**XGT** 40V Li-ion max

