

BRADSTONE®

2022

Hulland Ward, Ashbourne
Derbyshire DE6 3ET
Bradstone consumer helpline: 01335 372289
General enquiries: 01335 372222
Email: bradstone.garden@aggregate.com

bradstone.com



© Aggregate Industries UK Ltd 2022.
Registered address: Bardon Hall, Copt Oak Road, Markfield, Leicestershire, LE67 9PJ. No: 00245717 | BRADBROA22



BRADSTONE®

You've got it in bradstone



You've got it in
bradstone

**LOOKING FOR
INSPIRATION?**

Create zones in your garden
to entertain, relax & work

*Design a beautiful
accessible garden*

Enjoy a greener, more
sustainable garden

COVER FEATURE
Serameno in Flint Buff

BRADSTONE®

Contents

5
Introduction to Bradstone

9
2022 Themes to Inspire

23
Porcelain Paving

59
Concrete Paving

89
Natural Stone Paving

107
Driveway Block Paving

135
Landscaping Features

159
Technical Information

179
Additional Information



Vetusto paving in Dune



Rest assured

Our nationwide network of landscapers are experts in making your garden or driveway dreams a reality.

Find your nearest Bradstone Assured landscaper at bradstone.com/assured



Find a stockist

Looking for your local Bradstone stockist? There's only one place to go.



To find the Bradstone stockists nearest to you, just visit bradstone.com/stockists, click **'Find a stockist'** and enter your postcode. We have stockists nationwide, so we're never far away.

65 years

Of transforming outdoor spaces

At Bradstone, the journey to transforming any outdoor space is exciting. For 65 years we've had the pleasure of bringing lots of garden and driveway ideas to life. And we've always been there every step of the way. From design to sourcing sustainable materials and expert installation. Bradstone has always been the one place to go to transform any outdoor space.

British-made concrete

It's good to know that our concrete landscaping products are manufactured right here in the UK*.

Look out for the flag to mark our beautifully British-made concrete paving from quarries and factories nationwide.



Always ethically sourced

We've been prestigiously awarded for responsibly sourcing our materials. Meaning you can have absolute confidence you're choosing sustainably and ethically when you buy our products.

You can find out more at www.bradstone.com/about-us/ethical-trading-policy

*Excluding Carpet Stones

Introducing: Pave my Space

Get a glimpse of what your garden transformation could look like with our new for 2022 visualising tool. Test out different products by virtually laying it on a picture of your outdoor space, to help decide on the perfect paving.



BRADSTONE® eco™

At Bradstone, we're committed to providing sustainably-led solutions to our products. And with new innovations in packaging and the launch of the ECO range, our customers are already benefiting from more sustainable choices to help transform their outdoor spaces.

Turn to page 61 for more details on our ECO and ECO Evolve paving ranges.

Guiding you with these icons

They'll help you choose the right paving for your transformation.



Price Indicators

The more '£' signs indicates how premium the product is within each product range.



Indoor Porcelain

Thinner 10mm paving is available by bespoke order to continue the look inside your home.



British Made

These products are made in the UK



CO₂ Reduction

Indicates the CO₂ saved on the new ECO products



Assured Landscaper

Paving laid by Bradstone Assured Landscapers

Transform your outdoor space in five steps

We know transforming an outdoor space can be hard, that's why we've split the process into five easy steps. From finding the right style to sourcing the perfect landscaper, we'll help make your dream garden a reality.

Step One Get some outdoor inspiration

Leaf through our beautiful transformations in this brochure to help you start to envision your perfect garden.



Step Three Choose your paving style

From concrete to porcelain, simple to detailed, we have a range of beautiful paving to suit any outdoor project. Can't decide on which paving to get? Take our paving quiz to narrow down the choices of what paving is right for you.



Step Four Pave my space

Now you can visualise your outdoor space with any Bradstone paving. With Pave my Space you simply pick between Bradstone products and use the tool to see them come to life in your garden. Once you have chosen your perfect paving, order a sample to get a real feel for your favourite choices.

Visit [bradstone.com](https://www.bradstone.com) for more information.



Step Two Find your Assured Landscaper

Choose one of our Assured landscapers to help design and build your garden - all carefully assessed to guarantee the highest standards.



Step Five Get the right help

Whether it's technical support, laying tips, or product advice, our team is on-hand to help whenever you need us.

Visit [bradstone.com](https://www.bradstone.com) for more information, call **01335 372289** or email bradstone.garden@aggregate.com



The Perfect Space to Entertain

It's no surprise that gardens and outdoor areas, of all kinds, have become true extensions of our homes over the past couple of years. This shows how investing in these areas can really pay off.

Your garden can be the ultimate place to be, filled with friends and family enjoying it together. Or it can simply be a space to enjoy a cup of coffee, or as an outdoor workspace.

With Bradstone, you can create an outdoor space with the potential to do it all. From space to entertain, relax or work it's like adding an extra room to your home.



Bring home comforts outside



Make your garden the ultimate place to be

Find your perfect spot to escape and relax



Pop blankets out for when it gets a bit chilly



Layer up your table with tapas bowls, colourful place settings and vases of fresh flowers



Treat yourself to an outdoor pizza oven for ideal alfresco dining




Get the look with Bradstone

Bradstone Assured Landscapers get to know your space and will help you with everything from drawing up a design, to recommending the right products, and installing everything to the highest standard.

It's always good to have an idea of how you want to use your space from the beginning and for this garden we knew we wanted to create different zones for entertaining, relaxing and working.




We used Fiero paving in Bronze and Prestige walling slips in Cognac to create this perfect space for entertaining. See pages 27 and 141 for more details.



How we created the relaxed work zone


- 1 We created a designated working area in this garden to create space to concentrate away from the home.
- 2 A great way to separate the kitchen zone from the working zone, is to use a different coloured paving, we went with Serameno in Flint Buff.
- 3 By incorporating comfy outdoor seating we create a more relaxed working area (perfect for putting your feet up during your break too)



We used Serameno paving in Flint Buff to create this relaxed work zone. See page 25 for more details.

How we created this kitchen zone

- *By incorporating a pergola this space is perfect for entertaining guests comfortably all year round.*
- *The kitchen area is defined with Prestige walling slips. This also created the perfect space for creating the bar area with a sink and of course the fabulous pizza oven!*
- *Having an outdoor fridge is super convenient and saves trips back and forth into the house.*
- *Of course, a big table is a must to fit all guests around comfortably.*
- *Lower maintenance paving is perfect. The Fiero Porcelain paving in bronze used here is versatile in style and easy to maintain. Perfect for the afterparty clean up.*



The Accessible Garden

Great garden design is all about flow. And when it comes to designing a space that everyone can enjoy it means putting accessibility front of mind.

By designing a space that is everything from wheelchair-friendly to child safe and reduced mobility focused, how you move around the garden and the activities you want to do in it are considered.



Slopes for easy access

Smooth level changes for pushchairs or wheelchairs to travel over easily.



Entertainment zones everyone can enjoy

Whether it's a seating area, summer house or a hot tub, create zones that are accessible to everyone.

Easier weeding and watering

Lay mulch or bark chips in flower beds to lessen the need to weed or water



Planters at the perfect height

Raise your planters to just the right height to reach from a standing or sitting position. This is perfect for children and those who want to avoid kneeling.



Edging around paths and borders

Consider Mode Profiled edging to create a barrier between surfaces, preventing soil, stones or bark from encroaching onto the path.



Meet Jonathan

Paralympic gold medalist and new garden enthusiast.

Jonathan Coggan called upon Bradstone Assured Landscaper, Paul Reynolds from Strong Base Driveways & Landscaping to find the perfect paving for his garden and to incorporate wheelchair-friendly and more accessible elements into the design.

"I wanted a garden that I could easily move around and make the most of different areas. As well as space to relax and entertain, I wanted a reliable path to the summer house to eat and drink in the evenings as well as easy access to the hot tub, and raised planters to grow my own food."

Jonathan wanted the overall paving design to have a contemporary feel. As well as being wheelchair-friendly, it also needed to be safe and accessible for his family and nieces and nephews to enjoy too.

About his Bradstone experience Jonathan said:

"I'm spoilt for choice to pick a favourite part of the finished garden! I love seeing the garden from different angles, following the path of the sunshine and relaxing in different areas. And Paul and the team were great, we all worked together really well!"



We wanted to thank Jonathan for the use of his garden. He suggested that we donate the money from this project to the charity that saved his life, Essex and Herts Air Ambulance.

An expert's view of how to design an accessible garden

The perfect surface texture

"The surface texture of Bradstone Porcelain Tephra is perfect to give some grip to the tyres on a wheelchair and underfoot, yet smooth enough to move over easily. A deeper riven finish on the surface of the slabs can make it harder work to turn wheels by hand, particularly if going uphill."



There are a number of important elements to consider when creating an accessible space. Everything from the surface texture to the angle of sloped areas and the jointing between pavers need to be considered.

Bradstone Assured Landscaper Paul talks us through each of these considerations.



Laying with accessibility in mind

"Applying narrower joints in between paving ensures a smoother journey over the paving in a wheelchair. Also, by keeping all gravel drainage out of the main path it avoids the wheels needing to cross this type of surface."

"Ramped areas are also essential for creating a consistent path to travel the whole garden. Gentle up and down slopes should be paved by the entrance to the garden from the home and for access to entertainment zones such as a summer house."

Accessibility within every detail

"When building raised planters, consider the height for both a sitting and standing position. Something like a hot tub can also be lowered into the ground, making it easier to enter and exit for everyone."



"As a team, we built a life-changing garden that will give immense joy and pleasure to a deserving owner. Seeing Jonathan move out of the house and then travel easily around his garden, as well as comfortably reaching plants and vegetables in the bespoke raised beds was brilliant."

Paul Reynolds
Strong Base Driveways & Landscaping
Bradstone Assured Landscaper

We used Tephra paving in Light and Dark Grey to complement the exterior of Jonathans' house. See page 55 for more details.



The ultimate Sustainable space

See your garden or outdoor space from a greener perspective. Your garden has the power to inspire a greener lifestyle that rewards you and the environment.

We're talking about growing your own deliciously fresh fruit and vegetables, as well as finding sustainable ways of reusing and repurposing everything from rainwater to reclaimed wood and composting food waste.



Get creative!

Use materials from around the house or source reclaimed wood to build your own planters.



Grow your garden your way

Paving the way

Beautiful stone paving can complement your garden design. The perfect paving can take you on a journey through your garden.

Discover a new hobby

Gardening can be a great way to relax and escape from your day to day life.



Grow your own

Turn your hand to growing fresh fruit and vegetables. Go big with carrots and potatoes or small with a little herb patch. There's nothing like freshly picked to plate!



Meet Diana

Passionate garden blogger and proud grow-your-own enthusiast.

We were delighted to get to know the beautiful garden Diana has created, how her journey began and to pick up some hints and tips to grow your own sustainable garden.

"I grew up with my family growing their own vegetables. So I've been into gardening for as long as I can remember. When I grew older and started living on my own I started my own gardening journey. Also, with work increasingly taking up a lot of my time I wanted to commit to a hobby that would take my mind off it. Gardening just ticked all the boxes!"

Make the most of any space.

"You don't need a lot of space to grow something green. There's a lot you can grow on a windowsill! Microgreens such as mint, basil, oregano, rosemary grow all year round and go from seed to plate within a week. Alternatively, you can grow pretty much anything in pots too!"

How Bradstone ECO fits perfectly into a sustainable garden

In a sustainable garden, everything has a purpose, from benefitting our environment to creating a beautiful space. We're proud to provide our ECO range which is a big step forwards in providing products that are 35% lower in carbon.

"The paving in my garden is the Old Town ECO Evolve paving, which is absolutely beautiful."

By investing in our ECO paving range, you're choosing to design your garden from a sustainable foundation. Old Town ECO Evolve offers a beautiful Silver-Grey colour and authentic reclaimed stone look, which looks right at home amongst lush planting and colourful flowers.



We used Old Town ECO Evolve paving in Silver Grey to create Diana's sustainable garden look. See page 63 for more details.



Diana's must-haves in a sustainable garden

Rainwater collection

"I have 4 water butts to collect water. I have two connected to the greenhouse and two connected to the house. It saves money, ensures there's enough to go around for the whole community, and it protects the environment."

Perennial plants

"Perennial plants will grow back year after year. Start with a rhubarb plant, asparagus, perennial kale and cauliflower"

Bee-Friendly areas

"Incorporate wildflowers to attract insects and pollinators."



Diana's 3 top tips for sustainable garden beginners

- 1 *Grow what you will want to eat*
"Your heart won't be in growing something you don't like the taste of. Tomatoes and squash are good, versatile foods to start with."
- 2 *Reuse, recycle and upcycle*
"Your garden can be very rewarding for a relatively low cost. For example, all my raised beds are made from upcycled wood, that was collected locally."
- 3 *Start small, don't try to grow everything at once!*
"You want your garden to be rewarding and relaxing, not overwhelming. If you want to grow something quickly, then go with greens, such as lettuce or herbs!"

Make your vision a reality

With **BRADSTONE** **Assured**TM



If transforming your outdoor space is an investment you've been thinking about for a while, when it comes to making it happen, you want it done right.

Our network of professional landscapers are ready to make it happen.

Assessed and accredited

We apply a strict selection criteria to ensure only the best most capable landscaping professionals are recruited.



Let us do all the hard work

All of our landscapers have been assessed on previous jobs, subjected to reference checks and scrutinised to ensure they have valid professional indemnity and insurance policies. We work with professional bodies such as Alan Sargent, the APL and the Landscape Library to ensure our landscapers are kept up to date on the latest trends and advice.

Finding your perfect landscaper

You can easily access all our landscapers' profiles online by location, telling you a bit about them and what they specialise in. So, you can pick whoever's right for the job, then simply ask them for a quote.

Simply scan the QR code with your smart phone or enter your post code at **bradstone.com**. If you want some help finding a landscaper, call us on **01335 372331**.



Quality assured, we guarantee it.



10 year guarantee on products*



5 year guarantee on installation**

Our priority is making sure that you enjoy your garden for years to come. If you choose to transform your space with an Assured Landscaper you will get the added bonus of the Bradstone Assured free guarantee.

Once your new outdoor space is completed to your satisfaction simply fill out the guarantee registration provided by your landscaper† post or email a copy to us and we'll send you your guarantee certificate.



*With the exception of Peak.

**Applies to the installation of Bradstone products only for a reasonable domestic use.

† It is the home owners responsibility to ensure the guarantee card is provided. Card must be returned within 28 days of completion. More terms and conditions can be found online.

THINK PORCELAIN COULD
BE RIGHT FOR YOU?



Find your perfect paving with
our product selector tool



Porcelain paving

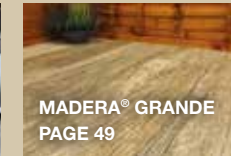
at a glance

Why choose porcelain?

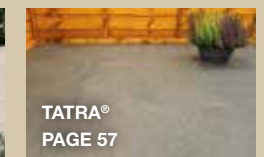


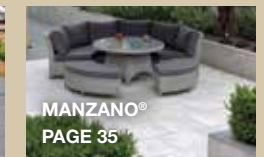
Porcelain retains its contemporary design and doesn't fade. It also doesn't require sealant, is durable, and is lower maintenance. Like natural stone, it is also ethically sourced.

A wide variety of shades and designs

Traditional



Contemporary



With accessories and more to suit

*Complete the look with
matching walling, steps,
coping and edging too.*



SERAMENO® NEW RANGE

For vibrant colour and wow-factor detail.

One of the brand new ranges in our Porcelain collection. Serameno offers an incredible detailed finish with the look of natural stone. Choose from three eye-catching colours: Striking Flint Charcoal, warm Flint Buff and modern Flint Silver. It's exclusive to Bradstone and comes in a 1000x500mm single size paver.

For technical details go to page 158.



Flint Charcoal (FC)



Flint Buff (FB)



Flint Silver (FS)

! IMPORTANT LAYING INFORMATION:

Bradbond Slurry Primer needs to be applied to the reverse of each paver prior to laying to aid adhesion. See pages 130 and 180. Visit our website to watch our 'How to lay porcelain paving' video.



Serameno paving in Flint Charcoal

Serameno paving in Flint Buff



Fiero paving in Bronze



FREE SAMPLES
OF OUR PRODUCTS AVAILABLE
AT BRADSTONE.COM

Porcelain
Collection

FIERO™ **NEW RANGE**

Make a striking feature of your outdoor space.

Look on in wonder at this range as the oxidised metallic tones create a strikingly natural yet modern industrial feel. Plus, the traces of rust within the finish helps to create a beautiful feature out of any paved area. Available in three colours all in a 900x900mm single sized paver.

For technical details go to page 158.



Silver (**Si**)




Lead (**Le**)



Bronze (**Br**)

! IMPORTANT LAYING INFORMATION:


Bradbond Slurry Primer needs to be applied to the reverse of each paver prior to laying to aid adhesion. See pages 130 and 180. Visit our website to watch our 'How to lay porcelain paving' video.



Fiero paving in Silver



Romeli paving in Grey Blend installed by Bradstone Assured landscaper Alfresco Landscaping - www.alfrescolandscaping.co.uk



FREE SAMPLES
OF OUR PRODUCTS AVAILABLE
AT BRADSTONE.COM

Porcelain
Collection

ROMELI®

Authentic design with traditional features.

With fettled edges, Romeli is sure to bring character and charm to any garden. A hard-wearing, scratch resistant, lower maintenance paver that is ideal for patios wanting to create a timeless look. It is designed to mimic the look of natural stone with its unique qualities offering a wide variation in colour. Keep an eye out for our two new colours landing later in 2022, Golden Buff and Light Grey.

For technical details go to page 158.



Buff Blend (BB)



Grey Blend (GB)

! IMPORTANT LAYING INFORMATION:

Bradbond Slurry Primer needs to be applied to the reverse of each paver prior to laying to aid adhesion. See pages 130 and 180. Visit our website to watch our 'How to lay porcelain paving' video.



Romeli paving in Buff blend



Aspero paving in Dark Grey and Mode Profled in Graphite installed by
Bradstone Assured landscaper, Assured Driveways – www.assureddriveways.co.uk



Porcelain
Collection



ASPERO®

Aspire to cutting-edge style.



Aspero paving in Beige with Natural Sandstone walling slips in Sunset Buff and Mode Profiled coping in Silver Grey installed by Bradstone Assured landscaper Applefields - www.applefields.co.uk



LOOKS GREAT WITH
MODE PROFILED STEPS
SEE PAGE 137


Porcelain
Collection

ASPERO®

Aspire to cutting-edge style.

Aspero is an ultra-modern, strong, durable and lower maintenance porcelain paver. It has a fine riven texture with mica crystals that glitter in the light, creating a beautiful sparkling shimmer effect. It comes in four shades that won't fade, all with subtle diagonal ribbons of colour creating a unique design feature. We also have a range of steps with edging and coping to perfectly complement Aspero paving, enabling you to create a coordinated finish to your garden. It's available in an 18.36m² patio pack that features three different sizes for a distinctive, natural appearance and a linear laid patio pack of 19.44m² using three different sizes in Silver Grey and Graphite.

For technical details go to page 159.



Beige (Bg)



Dark Grey (DG)



Silver Grey (SG)



Graphite (Gr)

! IMPORTANT LAYING INFORMATION:

Bradbond Slurry Primer needs to be applied to the reverse of each paver prior to laying to aid adhesion. See pages 130 and 180. Visit our website to watch our 'How to lay porcelain paving' video.



Aspero paving in Dark Grey, installed by Bradstone Assured Landscaper Harris Hard Landscaping - www.harrishardlandscaping.co.uk



Discover more, visit bradstone.com

MANZANO®

Create a polished, designer look.

Manzano incorporates a distinctive and varied colour blend to create the ultra contemporary appearance of polished concrete. It is strong, durable, lower maintenance and does not fade. Available in 1200x600mm and 600x600mm single sized pavers.

For technical details go to page 159.



Pearl (Pe)



Grey (Gy)

! IMPORTANT LAYING INFORMATION:

Bradbond Slurry Primer needs to be applied to the reverse of each paver prior to laying to aid adhesion. See pages 130 and 180. Visit our website to watch our 'How to lay porcelain paving' video.



Manzano paving in Pearl finished with Woburn Rumbled in Graphite, installed by Bradstone Assured landscaper PB Landscapes of Melbourne – www.pblandscapes.co.uk



Manzano paving in Pearl, installed by Bradstone Assured landscaper Alfresco Landscaping – www.alfrescolandscaping.co.uk



10mm

Porcelain
Collection





Mode Profiled paving in Graphite installed by Bradstone Assured
Landscape Lee Harvey Designs – www.leeharveydesigns.co.uk

Porcelain
Collection



10mm



MODE® PROFILED


The definition of contemporary elegance.

MODE® PROFILED

The definition of contemporary elegance.

Mode Profiled is a range of beautiful porcelain paving that adds modern sophistication to any garden. It has a fine riven texture with mica crystals that glitter in the light, creating a beautiful sparkling shimmer effect. You'll also notice the subtle diagonal ribbons of colour, creating a unique design feature. This paving is strong, lower maintenance and doesn't fade. Available in 600x600mm, 600x300mm and 900x150mm in all four shades and 900x450mm in Silver Grey and Graphite. We offer a 10mm version to allow you to use this paving indoors. We also have a range of steps, edging and coping that allow you to create a coordinated look for your garden.

For technical details go to page 160.



Beige (Bg)



Dark Grey (DG)




Silver Grey (SG)



Graphite (Gr)

! IMPORTANT LAYING INFORMATION:

Bradbond Slurry Primer needs to be applied to the reverse of each paver prior to laying to aid adhesion. See pages 130 and 180. Visit our website to watch our 'How to lay porcelain paving' video.



Mode Profiled 900x450mm paving in Silver Grey



Mode Profiled paving in Silver Grey with Mode Profiled coping in Silver Grey installed by Bradstone Assured landscaper Applefields - www.applefields.co.uk



Mode Profiled paving in Beige, installed by Bradstone Assured Landscaper D Plumridge Driveway and Patio Construction - www.dplumridge.co.uk



10mm

Porcelain Collection



LOOKS GREAT WITH
MODE PROFILED STEPS
SEE PAGE 137




Discover more, visit bradstone.com

MODE® PROFILED 10mm NEW RANGE

Seamlessly connect your indoors and outdoors.

Our new indoor porcelain range allows you to seamlessly connect your indoors with the outdoors. Designed to complete our Mode Profiled range our new Mode Profiled 10mm porcelain offers a thinner 10mm paver with a multilayered finish meaning you can complete the look throughout your space. Interested in another porcelain paver for inside your home? We have indicated throughout this section where the product is available for a bespoke order.

For technical details go to page 160.



Beige (Bg)



Dark Grey (DG)



Silver Grey (SG)



Graphite (Gr)

! IMPORTANT LAYING INFORMATION:

Bradbond Slurry Primer needs to be applied to the reverse of each paver prior to laying to aid adhesion. See pages 130 and 180. Visit our website to watch our 'How to lay porcelain paving' video.



Mode Profiled 10mm paving in Silver Grey

££££

10mm





Pauta paving in Mid Grey and Silver Grey with Natural Slate walling slips in Blue-Black installed by Bradstone Assured landscaper PB Landscapes of Melbourne - www.pblandscapes.co.uk



FREE SAMPLES
OF OUR PRODUCTS AVAILABLE
AT BRADSTONE.COM

Porcelain
Collection

PAUTA®

Maximum strength, minimalist styling.

Pauta features a speckled design to create the look of natural granite with all the benefits of modern porcelain. It is strong, lower maintenance, durable and does not fade. Available in 600x600mm and 900x450mm.

For technical details go to page 161.




Silver Grey (SG)



Mid Grey (MG)

! IMPORTANT LAYING INFORMATION:

Bradbond Slurry Primer needs to be applied to the reverse of each paver prior to laying to aid adhesion. See pages 130 and 180. Visit our website to watch our 'How to lay porcelain paving' video.



Pauta paving in Silver Grey with Mode Profiled Graphite installed by Bradstone Assured landscaper PB Landscapes of Melbourne - www.pblandscapes.co.uk




VETUSTO®

The profile of slate, the personality of porcelain.



Vetusto in Rustic Gold and Madera Antigua in Grey installed by Bradstone Assured Landscaper
Shane Allsop Landscaping Shane Allsop - www.shaneallsoplandscaping.com



Porcelain
Collection

VETUSTO®

The profile of slate, the personality of porcelain.

Vetusto combines the characteristics of aged slate and the benefits of modern porcelain. Its distinctive colour brings a 'lived in' feel to your garden. Being porcelain, it's strong, durable and does not fade. It is available in an 18.36m² patio pack featuring three different sizes for a random, natural appearance. Our Blue-Black and Dune shades are also available in 895x595mm single sized pavers which can be added in to create a 4 sized patio pack.

For technical details go to page 161.



Dune (Du)



Blue-Black (BB)



Rustic Gold (RG)

! IMPORTANT LAYING INFORMATION:

Bradbond Slurry Primer needs to be applied to the reverse of each paver prior to laying to aid adhesion. See pages 130 and 180. Visit our website to watch our 'How to lay porcelain paving' video.



Vetusto paving in Blue-Black

LOOKS GREAT WITH
NATURAL SANDSTONE WALLING
SEE PAGE 134

FREE SAMPLES
OF OUR PRODUCTS AVAILABLE
AT BRADSTONE.COM



Madera Antigua paving in Grey, installed by Bradstone Assured Landscaper
D Plumridge Driveway and Patio Construction - www.dplumridge.co.uk



Porcelain
Collection

MADERA® GRANDE

Beautifully sleek and stylish.

Our Madera Grande is a contemporary and lower maintenance alternative to traditional decking, a quality alternate to the very popular Madera Antigua collection. This contemporary wide plank replicates the detailed look of timber but with all the benefits of porcelain, while maintaining the large aspect aesthetics of the product. Available in 1200x300mm single sized pavers.

For technical details go to page 162.



Dark Brown (DB)



Light Brown (LB)

! IMPORTANT LAYING INFORMATION:

Bradbond Slurry Primer needs to be applied to the reverse of each paver prior to laying to aid adhesion. See pages 130 and 180. Visit our website to watch our 'How to lay porcelain paving' video.

MADERA® ANTIGUA

Beautiful paving doesn't grow on trees.

Madera Antigua brings an authentic aged timber look to any garden but without the warping or degradation associated with real wood. It's strong, lower maintenance, durable and fade-resistant. Available in a 900x150mm single sized paver, Madera Antigua comes in two shades, each with subtle variations. This paving can also be used to create a feature border to your garden design.

For technical details go to page 161.



Grey (Gy)



Oak (Oa)

Madera Grande in Dark Brown



LAID WITH
BRADSTONE PEDESTALS
FOR MORE DETAILS
SEE PAGE 133

! IMPORTANT LAYING INFORMATION:

Bradbond Slurry Primer needs to be applied to the reverse of each paver prior to laying to aid adhesion. See pages 130 and 180. Visit our website to watch our 'How to lay porcelain paving' video.

£££



FREE SAMPLES
OF OUR PRODUCTS AVAILABLE
AT BRADSTONE.COM

ROCK NEW RANGE

Stunning, hard-wearing paving.

Part of our ever-growing Porcelain collection, this stunning paving is designed to replicate Natural Sandstone in Silver Grey. Perfect for both modern and traditional properties, it's also hard-wearing, scratch-resistant and easy to maintain. Available in 600x600mm and 1200x600mm single sized pavers.

For technical details go to page 162.



Silver Grey (SG)

! IMPORTANT LAYING INFORMATION:

Bradbond Slurry Primer needs to be applied to the reverse of each paver prior to laying to aid adhesion. See pages 130 and 180. Visit our website to watch our 'How to lay porcelain paving' video.



FREE SAMPLES
OF OUR PRODUCTS AVAILABLE
AT BRADSTONE.COM

STYLUS™

NEW RANGE

Distinct character with intricate details.

The universal character of these tiles also allows you to combine them with various materials, such as gravel and garden planting, creating a design that feels like it's always been part of the space. It's available in Light Grey and Dark Grey and sizes 1200x600mm and 600x600mm.

For technical details go to page 162.



Light Grey (LG)




Dark Grey (DG)

! IMPORTANT LAYING INFORMATION:

Bradbond Slurry Primer needs to be applied to the reverse of each paver prior to laying to aid adhesion. See pages 130 and 180. Visit our website to watch our 'How to lay porcelain paving' video.



Arenaria paving in Dark Grey and Light Grey installed by Bradstone
Assured Landscaper Lee Harvey Designs – www.leeharveydesigns.co.uk



FREE SAMPLES
OF OUR PRODUCTS AVAILABLE
AT BRADSTONE.COM

ARENARIA®

When good looks meet practicality.

Designed to replicate natural stone effect but with consistently accurate sizes for ease when laying, the 18.36m² Arenaria patio pack is laid with thin joints for a traditional feel and a contemporary twist.

For technical details go to page 163.



Dark Grey (DG)



Light Grey (LG)



Cream (Cr)

! IMPORTANT LAYING INFORMATION:

Bradbond Slurry Primer needs to be applied to the reverse of each paver prior to laying to aid adhesion. See pages 130 and 180. Visit our website to watch our 'How to lay porcelain paving' video.

TEPHRA®

Contemporary style you'll enjoy for years.

Create a stunningly uniform design with Tephra. It perfectly replicates the look of our contemporary sawn sandstone for a beautifully sharp finish. This range is available in a 600x600mm single sized paver and in three shades Dark Grey, Light Grey and Cream.

New for 2022, Tephra Circle helps transform patios into feature areas. It's available in all the same shades and comes with an accessory kit to square off the design, taking the overall area of the feature kit to 2400x2400mm.

For technical details go to page 163.



Dark Grey (DG)



Light Grey (LG)



Cream (Cr)


! IMPORTANT LAYING INFORMATION:

Bradbond Slurry Primer needs to be applied to the reverse of each paver prior to laying to aid adhesion. See pages 130 and 180. Visit our website to watch our 'How to lay porcelain paving' video.

Tephra circle and paving in Dark Grey



10mm



TATRA®

NEW RANGE

Great style, great value.

Tatra® Porcelain pavers are 18mm thick making them a great value alternative to the more premium 20mm porcelain ranges. Each paver is fully rectified with a precision edge for easy laying. Tatra® is available in a choice of 3 colours in a 600x600mm single size paver.

For technical details go to page 163.



Beige (BG)



Dark Grey (DG)



Light Grey (LG)

! IMPORTANT LAYING INFORMATION:

Bradbond Slurry Primer needs to be applied to the reverse of each paver prior to laying to aid adhesion. See pages 130 and 180. Visit our website to watch our 'How to lay porcelain paving' video.



Tatra paving in Light Grey



Tatra paving in Dark Grey



Porcelain
Collection

LAID WITH
BRADSTONE PEDESTALS
FOR MORE DETAILS
SEE PAGE 133



Concrete paving

at a glance

Why choose concrete?

Concrete is hard wearing and as part of our eco range provides a sustainable solution. It's also proudly made in UK (except for carpet stones) and is perfect for a range budgets.

Endless design options

Traditional

 OLD TOWN® ECO EVOLVE PAGE 63	 OLD TOWN® ECO PAGE 65	 CARPET STONES PAGE 67	 OLD RIVEN ECO PAGE 75
 AGED RIVEN ECO PAGE 79	 ASHBOURNE™ ECO PAGE 81	 EDALE ECO PAGE 85	 PEAK PAGE 87

Contemporary

 STONEMASTER® PAGE 69	 PANACHE GROUND PAGE 71	 MAHINA® PAGE 73	 TEXTURED PAGE 84
-----------------------------	-------------------------------	------------------------	-------------------------

With accessories and more to suit

Complete the look with circles, coping, walling and edging too.



THINK CONCRETE COULD BE RIGHT FOR YOU?



Find your perfect paving with our product selector tool

ecoTM logical

Same style and quality. Now lower carbon.

Go greener with Bradstone's new lower carbon paving, ECO. The same beautiful paving you expect from us, but now we have reduced our carbon footprint by more than 20%. So a typical 30m² patio offers a carbon saving equivalent to that generated by three mature trees* over a year.

We also have Old Town Silver Grey ECO EVOLVE. An even more sustainable choice with 35% less carbon, that's easier to handle, transport and lay too.

A greener future.

We believe in building a more sustainable world for people and the environment. On our way to becoming a Net Zero company, we constantly try to innovate and accelerate our carbon reduction by introducing environmentally friendlier products.

We are constantly looking to improve and add to our ECO range of products. Keep an eye out for Lyas ECO Evolve which we will be launching in 2022.


To find out more head to [bradstone.com](https://www.bradstone.com)

ecoTM ecoevolveTM

*Per 30m² patio according to European Environment Agency

Old Town ECO Evolve paving in Silver Grey



More than 35% CO₂ reduction compared to the previous Old Town mix. 



Concrete Paving

OLD TOWN®
ecceevolve™

NEW RANGE

An even more sustainable choice.

Old Town ECO Evolve has more than a 35% carbon reduction compared to traditional Old Town paving. The product is lighter and easier to handle, all the while maintaining the same standards of quality and strength. With a different laying pattern to Old Town ECO it is now faster to lay as well. Look out for our new, on-trend Silver Grey shade for a more contemporary look.

The product is available in a 7.2m² patio kit containing four sizes, 900x600mm, 600x600mm, 600x300mm and 300x300mm.

For technical details go to page 164.



Silver Grey (SG)



Old Town ECO Evolve paving in Silver Grey



Old Town ECO paving in Old Quarried, installed by Bradstone Assured landscaper MB Landscaping and Paving – www.mbtlandscaping.co.uk



More than 20% CO2 reduction compared to previous version of the product.



LOOKS GREAT WITH
RUSTIC ROPE TOP EDGING
SEE PAGE 148

OLD TOWN® eco™

Lower carbon footprint, same premium quality.

The new Old Town ECO now has an improved mix, lowering its carbon footprint by more than 20% compared to the previous Old Town product – but with the same great quality as before. Made using moulds of the floor of a 19th century Lancashire Cotton Mill, its finish looks just like authentic reclaimed stone. So you can relive the charm of days gone by, original tooling marks, weathered edges and all. There are over 25 different profiles in the range to give a truly authentic appearance to your patio. Making it perfect for creating a garden with a traditional look, while reducing your carbon footprint too.

All three shades are available in a 6.4m² patio kit featuring six different sizes and 900x600mm, 600x600mm, 600x300mm and 300x300mm single sized pavers. We also offer two sized circles, walling, coping and edging in Grey-Green and Weathered Limestone.

For technical details go to page 165.



Grey-Green (GG)



Old Quarried (OQ)



Weathered Limestone (WL)





CARPET STONES

Liven up your outdoor space – give it a carpet!

Carpet Stones are easy to lay to achieve an intricate rustic design in your garden. The cobbles are pre-laid on an underlying flexible mat, which can be simply cut with a pair of scissors to fit any awkward areas or to create elaborate designs. For a realistic cobble effect, just cut and interlock the mats. Carpet Stones can also be used on your driveway and are available in Charcoal or Rustic Red. Available in 1200x400mm.

For technical details go to page 164.



Charcoal (Ch)



Rustic Red (RR)



Carpet Stones in Charcoal



FREE SAMPLES
OF OUR PRODUCTS AVAILABLE
AT BRADSTONE.COM

StoneMaster paving in Light Grey, Mid Grey and Dark Grey



STONEMASTER®

Contemporary paving that's long on style, quality and durability.


StoneMaster is a long aspect paving which can be used to create the illusion of more space in your garden. Available in three grey shades to replicate natural granite, they're sold in single colour packs which you can mix to create the perfect look. Available in 800x200mm single sized pavers. It's also treated with Bradstone Surface Protection to make it less susceptible to stains from oil, grease and moss.

Looking to use Stonemaster to transform your driveway? Head over to page 111 to find out more about Stonemaster Block paving designed specifically to be a hard wearing alternative to Stonemaster Paving.


For technical details go to page 166.



Light Grey (LG)



Mid Grey (MG)



Dark Grey (DG)



StoneMaster paving in Light Grey



NOTE: This paving is sold in single colour packs. To achieve the appearance shown in the image please order packs of all 3 shades.

MATCHING DRIVEWAY PAVING
AVAILABLE PAGE 111



83% recycled content



PANACHE GROUND

The easy way to make any patio sparkle.

Panache Ground can make your patio sparkle with its smooth surface and light reflecting particles. Available in two stunning shades and 450x450mm single sized pavers which can be mixed to create your own unique outdoor area. And, with 83% recycled content, it's kinder to the environment too.

For technical details go to page 166.



Silver Grey (SG)



Midnight Grey (MG)



Mahina paving in Dark Grey



60% recycled content



FREE SAMPLES
OF OUR PRODUCTS AVAILABLE
AT BRADSTONE.COM

Find your local stockist at bradstone.com/stockists


Concrete Paving

MAHINA®

Contemporary paving given a touch of style.

Mahina paving gives any garden a modern and refined feel with its stylish textured finish. It is available in two shades, both with a contemporary fleck to replicate granite, allowing you to create a unique look. And, with 60% recycled content, it's environmentally friendly too. Available in 600x600mm and 450x450mm single sized pavers.

For technical details go to page 167.



Natural (Na)



Dark Grey (DG)



Mahina paving in Natural, installed by Bradstone Assured landscaper PB Landscapes of Melbourne – www.pblandscapes.co.uk



Old Riven ECO paving in a blend of Autumn Gold, Autumn Bronze and Autumn Cotswold installed by Bradstone Assured landscaper Applefields - www.applefields.co.uk



Concrete Paving



OLD RIVEN ECO

Visual appeal with options galore.

Old Riven ECO circle in Autumn Silver



More than 20% CO2 reduction compared to previous version of the product.



LOOKS GREAT WITH
OLD RIVEN EDGING
SEE PAGE 152

Concrete
Paving

OLD RIVEN **eco**

NEW SIZE

Visual appeal with options galore.

The new Old Riven ECO is an environmentally friendlier product perfect for creating an affordable patio area that doesn't compromise on style or quality. With more than 20% lower carbon footprint than before, Old Riven ECO has an authentic look with straight sawn edge detail, inspired by natural quarried stone.

Available in a 9.9m² patio pack, 600x600mm, 600x300mm and 300x300mm single sized pavers in all four shades. Matching Ø2400mm circles, walling, coping and edging are available in Autumn Silver and Autumn Cotswold.

For technical details go to page 167.



Autumn Bronze (AB)



Autumn Cotswold (AC)



Autumn Gold (AG)



Autumn Silver (AS)

Old Riven ECO paving in Autumn Cotswold





More than 20% CO2 reduction compared to previous version of the product.



LOOKS GREAT WITH
EASY STACK ECO WALLING
SEE PAGE 138

AGED RIVEN **eco**[™]

Traditional style and charm comes of age.

Aged Riven ECO combines the old with the new in perfect harmony. Improved in 2021, it has a reduced carbon footprint of more than 20% compared to the previous version of the product. It's distinctive weathered profile gives the paving a traditional, timeworn appearance, while it's smooth edges add a modern feel.

Available in a random style 9.72m² patio pack, as well as a 450x300mm single sized paver to create a more uniform pattern.

For technical details go to page 168.



Dark Grey **(DG)**





More than 20% CO2 reduction compared to previous version of the product.



FREE SAMPLES
OF OUR PRODUCTS AVAILABLE
AT BRADSTONE.COM

ASHBOURNE™ **eco**™

Give your patio a rustic feel.

Ashbourne ECO is a distinctive style paving with a riven surface and fettled edges, creating a stunning, authentic natural stone appearance. With a new and improved mix we've reduced its carbon footprint by more than 20% than before, offering you a more sustainable solution for your garden project.

It's available in a 9.72m² patio pack containing three different sized pavers, so you can create a garden feature that's naturally eye-catching.

For technical details go to page 168.



Cotswold **(Ct)**



York Brown **(YB)**



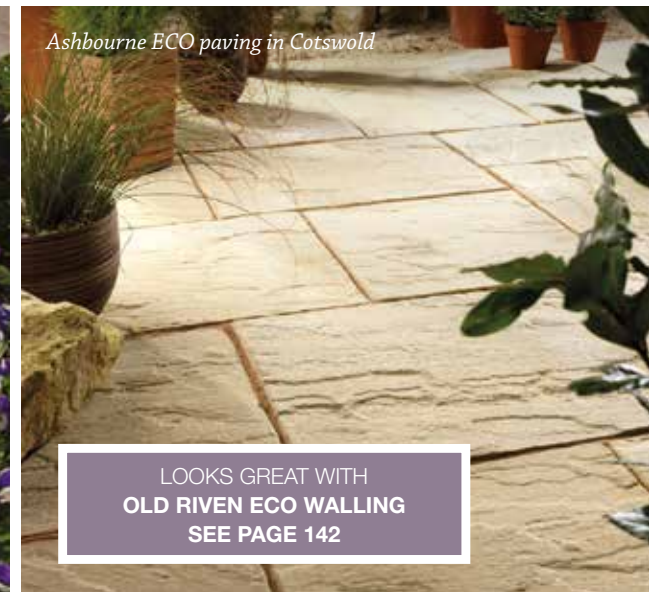
York Gold **(YG)**



Weathered Grey **(WG)**



Ashbourne ECO paving in York Brown



Ashbourne ECO paving in Cotswold

LOOKS GREAT WITH
OLD RIVEN ECO WALLING
SEE PAGE 142

Textured paving and edging in Buff




EDALE eco™

A great value, traditional paving.

Edale ECO is a gentle riven paving with smooth edges inspired by the stony footpaths seen on country walks. With an improved mix to reduce its carbon footprint by more than 20% than before, Edale ECO is an affordable and traditional paving range that doesn't compromise on style or decorative appeal. Available in 450x450mm single sized pavers.

For technical details go to page 169.



Cream (Cr)



Grey (Gy)



Dark Grey (DG)

TEXTURED

Style and practicality working together in perfect harmony.

Textured paving offers the perfect balance of flair and function. It incorporates fine white limestone chippings to provide a softened appearance. It is also durable and hard-wearing enough to retain its good looks over the years. Available in 600x600mm and 450x450mm single sized pavers in all four shades.

For technical details go to page 169.



Red (Rd)



Dark Grey (DG)



Grey (Gy)



Buff (Bf)

Edale ECO paving in Cream



More than 20% CO2 reduction compared to previous version of the product.





IMPORTANT INFORMATION:

Peak utility paving should not be used in feature areas. This product is for use under bins, sheds and greenhouse floors only.



IMPORTANT INFORMATION:

Peak utility paving should not be used in feature areas. This product is for use under bins, sheds and greenhouse floors only.

PEAK

Utility paving.

Peak utility paving is a tough, hard-wearing and low-cost paving solution, making it the perfect base for utility areas and sheds. However, it should not be used for feature areas. All four colours are available in a riven 450x450mm and 600x600mm. Buff and Natural are also available in a smooth 400x400mm, 450x450mm and 600x600mm.

For technical details go to page 169.

Riven



Buff (Bf)



Natural (N)



Red (Rd)



Dark Grey (DG)

Smooth



Buff (Bf)



Natural (N)

THINK NATURAL STONE COULD
BE RIGHT FOR YOU?



Find your perfect paving with
our product selector tool

Natural Stone paving

at a glance

Many variations of colour and texture

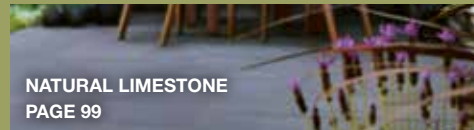

*Our natural stone is ethically
sourced and of the finest quality.
To read our ethical policy scan the
QR code with your smart phone.*



Traditional



Contemporary



Naturally unique

*As each paver is naturally
sourced each is unique in
style meaning no two pavers
are the same.*

Natural Sandstone paving in Silver Grey at night

Smooth Natural Sandstone paving in Rainbow

££££



FREE SAMPLES
OF OUR PRODUCTS AVAILABLE
AT BRADSTONE.COM

Natural Stone
Ranges

SMOOTH NATURAL SANDSTONE


A contemporary paving solution as unique and individual as you are.

Smooth Natural Sandstone is beautifully distinctive with its superb colour and veining variations. Available in two striking shades, there's sure to be a perfect option for your outdoor space. We also offer a range of lightly textured steps to enable you to create a coordinated finish for your garden. Available in a 15.3m² patio pack.

For technical details go to page 170.




Dune (Du)



Rainbow (R)

! IMPORTANT LAYING INFORMATION:

Natural stone needs to be handled very carefully when installing to minimise staining and we would advise that Smooth Natural Sandstone is sealed with a breathable sealer prior to laying. If this is not possible it should be covered up as it is installed and sealed as soon as it is laid.



Smooth Natural Sandstone paving in Dune



FREE SAMPLES
OF OUR PRODUCTS AVAILABLE
AT [BRADSTONE.COM](https://www.bradstone.com)

NATURAL GRANITE

Combining outstanding natural beauty with long-lasting durability.

Natural Granite brings a modern and minimalist feel to any outdoor space thanks to its straight machine cut edges and textured top surface. Available in 900x900mm, 600x600mm, 600x300mm and 300x300mm. Also available in Natural Granite Setts see page 147.


For technical details go to page 170.



Silver Grey (SG)

! IMPORTANT LAYING INFORMATION:

Please note this product is not suitable for use with a resin based compound. See important information on page 180 for more details.



Natural Granite paving in Silver Grey



LOOKS GREAT WITH
GRANITE SETTS
SEE PAGE 147

NATURAL SLATE

A paving solution like no other.

Natural Slate creates a unique outdoor space every time. Every piece of slate is individual with its own textures and shades. And it's hand riven and diamond sawn for a crisper edge. Available in a 11.88m² patio pack in both shades as well as a 600x600mm and 600x295mm single sized paver in Blue-Black.

For technical details go to page 171.



Blue-Black (BB)



Grey-Green (GG)



Riverwashed Limestone paving in Steel Grey, installed by Bradstone Assured landscaper Alfresco Landscaping - www.alfrescolandscaping.co.uk



LOOKS GREAT WITH
TILE ON EDGE ECO
EDGING SEE PAGE 149

Natural Stone
Ranges

RIVERWASHED LIMESTONE

Paving awash with style and charm.

Riverwashed Limestone paving features a naturally split and partially rubbed surface finish with sawn edges, giving it a beautifully clean and consistent finish. It's the perfect accompaniment for creating a stunning traditional garden design that has an edge of individuality. It is available in a 15.3m² patio pack that features four different sizes.

For technical details go to page 171.



Steel Grey (StG)



Riverwashed Limestone paving in Steel Grey



NATURAL LIMESTONE

Add a touch of drama and distinction to your garden.

Natural Limestone offers outstanding beauty with unique shades and distinctive natural veining. At the same time, it has superb strength and durability, ensuring your patio looks great for years to come. Available in two stunning colours, Blue-Black and Azure, each colour varies in shades due to the natural element of the paving. As a matter of course Natural Limestone will fade in the sunlight, adding to its beauty. However if you would prefer to keep the colours vibrant contact our customer care team for more information. Available as a 15.3m² patio pack in both colours and 900x600mm, 600x600mm and 600x300mm single sized pavers.

For technical details go to page 172.



Blue-Black (BB)



Azure (Az)



Natural Limestone paving in Azure



FREE SAMPLES
OF OUR PRODUCTS AVAILABLE
AT BRADSTONE.COM



NATURAL SANDSTONE


Helping you create a garden feature that's unique.

NATURAL SANDSTONE

Helping you create a garden feature that's unique.


Natural Sandstone will give your patio that touch of exclusivity. The many natural tonal variations, differing riven profiles and exquisite natural veining makes every paver unique. This range offers four beautiful natural shades, varied shapes and individual textures so you have a wealth of design possibilities. Available in a 15.3m² patio pack as well as 900x600mm, 600x600mm, 600x300mm and 300x300mm single sized pavers and circle packs in up to four shades with complementary walling and edging. Also available in Natural Sandstone Setts see page 138.

For technical details go to page 173.



Fossil Buff (FB)

Autumn Green (AGr)




Sunset Buff (SB)

Silver Grey (SG)

Some packs may contain unique imprints



Natural Sandstone circle pack in Silver Grey



Natural Sandstone paving in Fossil Buff



Natural Sandstone paving in Autumn Green



LOOKS GREAT WITH
NATURAL SANDSTONE EDGING
SEE PAGE 150

Blended Natural Sandstone paving in Rustic Grey



BLENDED NATURAL SANDSTONE

An economical calibrated paving with natural quality.


Blended Natural Sandstone calibrated patio packs are hand cut and hand dressed to give a more rustic finish. They come in four specially selected colour blends and the pavers are lighter in weight than standard Natural Sandstone, making them easier to handle and ideal for those lower budget projects that still require a natural product. All shades are available as a 19.52m² patio pack or a 900x600mm single sized paver.

For technical details go to page 172.





Imperial Green (ImG)

Rustic Grey (RG)



Rustic Buff (RB)

Burnt Umber (BU)



*Blended Natural Sandstone paving in Imperial Green
Right image: Blended Natural Sandstone paving in Rustic Buff*



Blended Natural Sandstone paving in Burnt Umber

Woburn Original paving in Graphite
with small kerbs in Charcoal

Driveway Block Paving

at a glance

*Bradstone's range of driveway
block paving products provides a
variety of driveway solutions
that are the very epitome of
style and practicality.*

Many variations of colour and texture

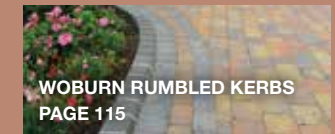
Traditional



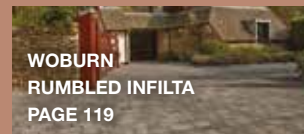
**BRADDRIVE®
COBBLESTONE ECO**
PAGE 109



WOBURN RUMBLED
PAGE 115



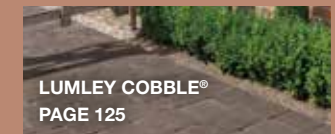
WOBURN RUMBLED KERBS
PAGE 115



**WOBURN
RUMBLED INFILTA**
PAGE 119



MONKSBRIDGE
PAGE 123

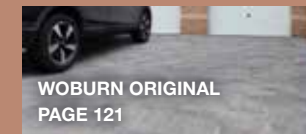


LUMLEY COBBLE®
PAGE 125

Contemporary



**STONEMASTER®
BLOCK PAVING**
PAGE 111



WOBURN ORIGINAL
PAGE 121



DRIVEWAY
PAGE 127



DRIVEWAY INFILTA
PAGE 128



KERBS
PAGE 129

**WHICH DRIVEWAY BLOCK
PAVING IS RIGHT FOR YOU?**



*Find your perfect paving with
our product selector tool*

! IMPORTANT INFORMATION:

Although every effort is made to ensure accuracy, all images are for illustrative purposes only. Due to varying light conditions, it is not always possible to show the true colours of our products in a photograph. To ensure you are completely happy with the product before ordering, you can order a sample at bradstone.com or from our Customer Care team on 01335 372289.



Those little extras

*Kerbs, jointing compound and
aggregates to help with installing
your driveway.*



Braddrive® Cobblestone block paving in Anthracite, installed by Bradstone
Assured landscaper PB Landscapes of Melbourne - www.pblandscapes.co.uk



BRADDRIVE® COBBLESTONE **eco**™

Design your perfectly authentic rustic driveway.

BradDrive Cobblestone ECO gives you an authentic rustic effect, with a lower carbon footprint. An improved, sustainable product giving more than a 20% carbon reduction compared to the previous version of the product. With five different sizes you can create your own unique driveway. The Grey jointing compound is included as part of the system, so your cobbles can be laid in a random pattern, a single colour or a mixture of colours for a more striking style.

For technical details go to page 174.



Brown (Br)



Anthracite (An)



Grey (Gy)



BradDrive® Cobblestone
Jointing Compound in Grey



BradDrive® Cobble

! IMPORTANT LAYING INFORMATION:


BradDrive Cobblestone is laid differently to standard block paving and is not suitable for use in all ground conditions. For more information please visit bradstone.com

StoneMaster block paving in Dark Grey



ALSO AVAILABLE AS FLAG PAVING
TO CONTINUE AROUND YOUR HOME
SEE PAGE 69 FOR DETAILS

Driveway
Block Paving



STONEMASTER® BLOCK PAVING

Mastering the look and feel of natural granite.

StoneMaster block paving in Light, Mid and Dark Grey



STONEMASTER® BLOCK PAVING

Mastering the look and feel of natural granite.

StoneMaster is a superbly realistic substitute for natural granite. Available in three grey shades, they're sold in single colour packs which you can mix to create the perfect look. StoneMaster is available in mixed sized packs containing four different sized pavers or in the ultra contemporary 300x100mm single size. It's also treated with Bradstone Surface Protection for easier maintenance of stains from oil, grease and moss.

Why not coordinate your driveway with your garden paving?
StoneMaster is also available in flag paving so you can continue the look around your whole home.

For technical details go to page 174.




Dark Grey (DG)



Mid Grey (MG)



Light Grey (LG)



StoneMaster block paving in Light, Mid and Dark Grey



PLEASE NOTE THIS LOOK
WAS ACHIEVED BY MIXING
THREE DIFFERENT COLOUR PACKS

 Woburn Rumbled block paving in Graphite installed by Bradstone Assured landscaper Alcourt Landscapes - www.alcourtlandscapes.co.uk. Achieve this look with our Woburn Rumbled kerbs in graphite.



Driveway
Block Paving

WOBURN RUMBLED
Create an unforgettable first impression.



Woburn Rumbled block paving in Autumn, installed by Bradstone Assured landscaper P Halliday Ltd - www.phallidayltd.co.uk. Achieve this look with our Woburn Rumbled kerbs in charcoal



WOBURN RUMBLED

Create an unforgettable first impression.

Woburn Rumbled brings a delightful cobble style block paving to any driveway. We still use the traditional method of rumbering which gives the most authentic finish on the whole block. This block paving features a weathered appearance and mottled effect, which helps create a sense of real period charm and character.

For technical details go to page 174.



Autumn **(Au)**



Rustic **(Ru)**



Brindle **(Bd)**



Graphite **(Gr)**



Silver **(S)**



Kerb in
Autumn **(Au)**



Kerb in
Rustic **(Ru)**



Kerb in
Graphite **(Gr)**

For technical kerb information go to page 169.

FREE SAMPLES
OF OUR PRODUCTS AVAILABLE
AT BRADSTONE.COM



Woburn Rumbled Infilta block paving in Graphite, installed by Bradstone Assured landscaper Cotswold Paving and Landscaping - www.cotswoldpaving.co.uk



WOBURN RUMBLED INFILTA

When it pours, this stylish paving reigns.

Woburn Rumbled Infilta not only offers the distinctive period charm and character of Woburn Rumbled block paving. To be used with a permeable sub-base, it provides a surface that filters surface water away, stopping it from collecting on the driveway. This is particularly important in light of stringent legislation regarding front driveways*. It's available in three shades, all of which perfectly complement the cobble style.

For technical details go to page 175. To complete the Infilta system see our range of Block Paving Fixing Products on page 130.



Autumn (Au)





Graphite (Gr)



Rustic (Ru)

*Please see bradstone.com for more information





WOBURN ORIGINAL

Tough enough to cope, stylish enough to stand out.

Woburn Original is everything you need from a driveway. It's tough and uncompromising in performance to withstand the rigours of daily vehicle use. It's also beautifully contemporary with style cues from natural sandstone setts and is available in four shades.

For technical details go to page 175.



Silver **(S)**



Autumn **(Au)**



Graphite **(Gr)**



Rustic **(Ru)**



Discover more, visit [bradstone.com](https://www.bradstone.com)



Monksbridge block paving in Woodland, installed by Bradstone Assured landscaper Down To Earth – www.gardensupplieswindon.co.uk



MONKSBRIDGE

A bridge to the look and style of yesteryear.

Monksbridge is perfect for the driveways of traditionally styled properties. With its subtle hues and authentic weather worn appearance, this distinctive block paving adds the rustic flair of a bygone age. It's available in five shades, all of which come in a pack that includes four different sizes. It's the ideal solution if you're looking for a rumbled look paving without the added cost. Monksbridge can also be used to create a natural stone courtyard effect in a garden setting.

For technical details go to page 176.




Cinder **(Cin)**



Royale **(Roy)**



Croft **(Cro)**




Woodland **(Wo)**



Grey-Green **(GG)**



Monksbridge block paving in Grey-Green with Woodland border, installed by Bradstone Assured landscaper Evans Innovation Landscaping – www.evansinnovationlandscaping.co.uk



LUMLEY COBBLE®


Capture the spirit of a bygone age.

Lumley Cobble is the ideal way to give your driveway traditional charm. This beautiful cobble effect block paving is equally at home in the town or countryside. Available as a mixed pack featuring eight different sized cobbles which you mix to create the perfect look.

For technical details go to page 176.



Stone (Stn)





DRIVEWAY

Real kerb appeal at an appealing price.

Driveway is a stylish block paving which adds visual appeal to any driveway. It's as easy on the eye as it is on the pocket, combining affordability with exceptional durability making it perfect for driveways as well as patios and paths. Available in seven different colours and in one size.

For technical details go to page 176.



Autumn **(Au)**



Burnt Oker **(BO)**



Brindle **(Bd)**



Charcoal **(Ch)**



Buff **(Bf)**



Red **(Rd)**



Grey **(Gy)**

DRIVEWAY INFILTA

The driveway that drains as it rains.

Driveway Infilta is both stylish and practical. It's laid as part of a permeable solution, any water that lands on it simply drains away between the blocks, stopping surface water from collecting. It is specially designed to show an authentic block driveway. Importantly, this satisfies all the stringent legislation regarding front driveways. Go to bradstone.com for more information

For technical details go to page 177.

To complete the Infilta system see our range of Block Paving Fixing Products on page 130.



Driveway Infilta block paving in Charcoal



Large kerb in Charcoal with Driveway block paving in Brindle

KERBS

The perfect finishing touch for block paving.

Kerbs are a great way to complete the look of your driveway, patio or path. Effortlessly combining style and practicality, while perfectly complementing any block paving and preventing vehicular overrun.

Available in large, medium and small sizes, the range comes in a variety of shades to complement or contrast your driveway.

Kerb accessories are available in Brindle and Charcoal in large and small sizes. Rumbled kerbs are also available in large size to complement our Woburn Rumbled paving in 3 shades.



Autumn (Au)



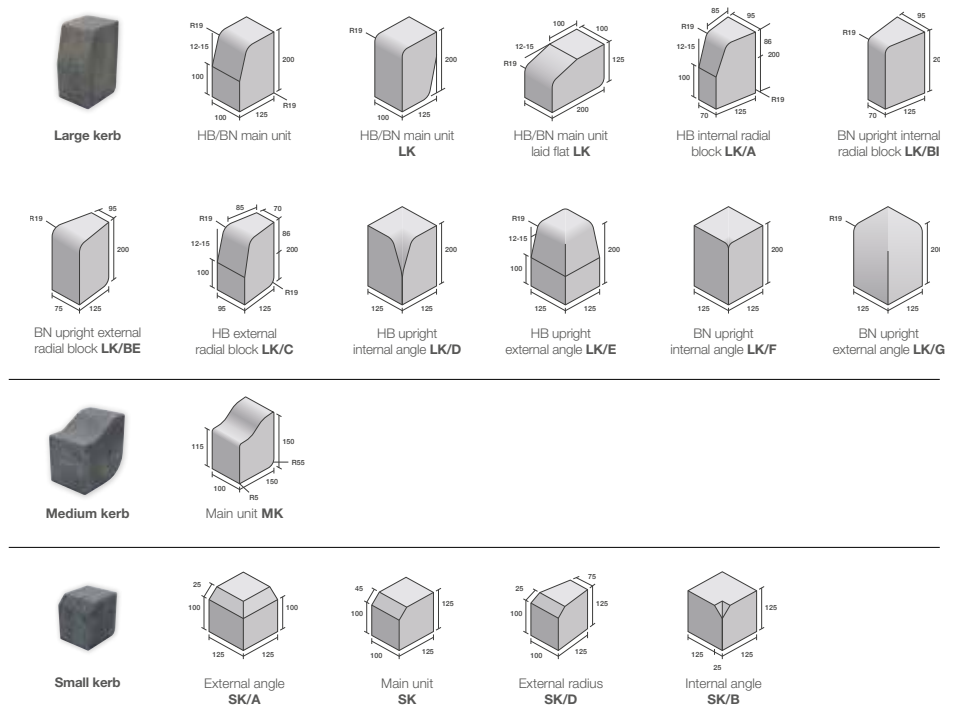
Brindle (Bd)



Red (Rd)



Charcoal (Ch)



FLAG PAVING FIXING PRODUCTS

PREMJOINT

Premjoint is an easy-to-use, brush-in jointing compound with enhanced workability, suitable for use with most types of paving.

It's available in two attractive colours – Storm Grey and Natural Cashmere, designed to complement any patio shade.

It comes in a 15kg waterproof tub, handily formulated so that any left over compound can be stored and reused within its shelf life.



Natural Cashmere (NC)



Storm Grey (StG)



*COVERAGE

Typically 8.5m². Example: a 15.3m² patio pack with 10-15mm joints that are 22mm deep will require two tubs. Each tub contains two foil bags with a coverage of 4.25m² per bag.

BRADBOND® SLURRY PRIMER

Bradbond is a cementitious slurry primer that can be used on any paving product to help strengthen the bond between the paving and the sub-base onto which the patio is being laid. Bradbond should be applied to the whole underside of all Porcelain, Smooth Natural Sandstone, Natural Slate, Riverwashed Limestone and Granite paving prior to laying to improve adhesion to the mortar bed. Bradbond is so easy to use. You simply add water (refer to tub instructions) to the already blended mixture that comes in the tub and apply it with a brush to the back of each slab before you lay them. One 17kg tub will cover a nominal 12.75m² of paving, when applied with a thickness of 3mm.



BRADBOND® WALLING ADHESIVE

Bradbond walling adhesive is a flexible cladding adhesive for external floor and wall applications. It's specially formulated to make it easy to work with when fixing brick slips and natural stone to a range of substrates including sand/cement render, brick or block work. Simply mix 4.42 litres of clean water with each 17kg tub and apply 1m² at a time to a thickness of 3-20mm before leaving for 16 hours to set.



*COVERAGE

Typical coverage per tub is 4.25m² at a depth of 3mm

PROGROUT FLEXIBLE

ProGrout Flexible is an exterior tile grout with increased flexibility, providing a stronger, virtually impermeable set for your patio.

It's suitable for joints from 1-20mm and a depth of up to 20mm. Each tub contains 9kg.



Limestone (L)



Silver (S)



Charcoal (C)

INFILTA BLOCK PAVING FIXING PRODUCTS

High performance open graded aggregates specifically designed to provide controlled water management within Sustainable Drainage Systems (SuDS).

Superflow Drainage Agg

A 4-20mm crushed angular aggregate designed for permeable block paving.



Superflow Bedding Aggregate

A 2-6mm crushed angular aggregate designed for permeable block paving.



Superflow Joint Agg

A 3mm high performance washed aggregate which is designed for jointing Bradstone Infilta block paving to allow permeability.




IMPORTANT: Before using any of the Bradbond or Bradpoint products please read and follow the instructions on the packaging. Usage information can also be found at bradstone.com



IMPORTANT: Drainage Aggregate (base), Bedding Aggregate (top layer) and Jointing Aggregate are for the permeable block paving (Infilta) only. For more information visit bradstone.com

FOR MORE INFORMATION
ABOUT PEDESTALS



BRADSTONE PEDESTALS

A system of adjustable paving supports that can be adapted to suit your space.

Ideal for roof balconies, terraces and in the right situation even patios, Bradstone Pedestals can be laid in all types of weather conditions. Made of 80% recycled material, our Bradstone Pedestals work especially well with our Porcelain range*

We offer two ranges of pedestals; our premium range has a built-in slope corrector to level any falls back to zero and help simplify the installation process. This range comes in a variety of heights from 17mm all the way up to an extraordinary 1070mm. We also have a standard range that is particularly suitable for areas where you wish to maintain a fall or are already level. This range is available for required heights from 15mm-955mm. Both use spacer tabs inserted on the head of the pedestal to maintain a consistent gap between the pavers and allow surface water to pass through to the substrate below to be drained away, and rubber shims in 1 & 2mm for levelling and to ensure a solid finish underfoot. These also deaden sound especially key if you are installing onto a roof area. For more information go to bradstone.com.



Standard Adjustable
Pedestal




Premium Adjustable
Pedestal (with slope corrector)



Spacer tab



Shim



*excluding Romeli and Madera Antigua



Mode Profiled steps in Beige with Natural Sandstone walling slips in Sunset Buff and Mode Profiled coping in Silver Grey installed by Bradstone Assured landscaper Applefields - www.applefields.co.uk



Landscaping Features

at a glance

Finishing touches that make all the difference

Your perfect garden has your own distinctive stamp on it and Bradstone gives you the opportunity to create the finish of your dreams.



STEPS
PAGE 136



WALLING
PAGE 138



SETTS
PAGE 146



EDGING
PAGE 148



STEPPING STONES
PAGE 154

Finishing touches

IMPORTANT INFORMATION:

Although every effort is made to ensure accuracy, all images are for illustrative purposes only. Due to varying light conditions, it is not always possible to show the true colours of our products in a photograph. To ensure you are completely happy with the product before ordering, you can order a sample at bradstone.com or from our Customer Care team on 01335 372289.

Aftercare

For information on how to keep your new patio or driveway in beautiful condition for years to come go to page 156 for more details.



STEPS

Practicality and elegance combined.

Our selection of steps are designed to finish off your outdoor space with a beautiful, consistent look. You can make a real statement with a stairway of grand proportions or complete your patio with a simple coordinated set of steps.



Mode Profiled steps in Beige, installed by Bradstone Assured landscaper of the year 2019, T Perrin and Sons - www.tperrinandsons.co.uk



MODE® PROFILED STEPS

Mode profiled steps are the ideal partner for Mode and Aspero paving. They can also be used in all other ranges in our porcelain collection as a contrast to enhance the garden design.



	Nominal size (mm)	Colours	Units/ pack	Pack weight (t)	m ² /pack linear m/ pack	Units/m ² Units/ linear m	Order Choice
Steps	900 x 450	Bg/SG/DG/Gr	1	0.03	0.41	2.47	N/A

Thickness: 20mm Joint width: 5mm
Please note: Products shown as available as 'order choice' come in multiples of one, unless stated otherwise.



SMOOTH NATURAL SANDSTONE STEPS

Practicality and elegance combined

Create a stairway that delights with every step. Our smooth natural sandstone steps are lightly textured to complement our natural sandstone collection.




	Nominal size (mm)	Colours	Units/ pack	Pack weight (t)	m ² /pack linear m/ pack	Units/m ² Units/ linear m	Order Choice
Step	600 x 350	Du/SG	10	0.30	2.20	4.55	YES
Step Corner	350 x 350	Du/SG	20	0.35	1.30	7.72	YES

Thickness: 50mm Joint width: 5-10mm Country of origin: India
Please note: Products shown as available as 'order choice' come in multiples of one, unless stated otherwise.

UNIVERSAL STEPS

Make your outside space stunningly seamless with our ceramic Universal Steps. Choose from three colours that'll complement all types of paving. Also, they're available in both straight and corner step units and come with a handy paver to create a step riser or to make a step deeper.




	Nominal size (mm)	Colours	Units/ pack	Pack weight (t)	m ² /pack linear m/ pack	Units/m ² Units/ linear m	Order Choice
Steps	330x325	Bf/LG/DG	6	0.03	1.95	3.03	YES
Step Corner	330x330	Bf/LG/DG	2	0.01	0.66	3.03	YES
Paver*	325x325	Bf/LG/DG	6	0.02	0.65	9.20	YES

Thickness: 18mm, *16mm Joint width: 6-8mm
Please note: Products shown as available as 'order choice' come in multiples of one, unless stated otherwise.

WALLING

Add a sense of shape, structure and style.

Walling is not only an attractive addition to any garden, it can also help to shape and structure your garden design; connecting different elements and creating eye-catching features such as raised beds, planters, screens, ponds or even barbecues. Available in a wide range of shapes, styles, colours, textures and sizes you're sure to find the perfect fit for your needs.



Natural Sandstone walling slip in Silver Grey and Tordillo paving in White, installed by Bradstone Assured landscaper Harris Hard Landscaping



EASY STACK™ eco WALLING

This contemporary style hollow walling unit is extremely versatile. For a dry laid effect the unit can be filled with concrete to create a stable base for a feature wall. This walling can also be laid as a planter, simply infill with soil up to a maximum height of 600mm to create a stunning border for your planters.



Anthracite full block (An)



Anthracite full coping (An)



Anthracite half coping (An)

	Nominal size (mm)	Colours	Units/ pack	Pack weight (t)	m ² /pack linear m/ pack	Units/m ² Units/ linear m	Order Choice
Full Block	580x295	An	72	0.79	2.30	31.34	YES
Half Block	290x295	An	16	0.12	0.26	62.68	YES
Full Coping	580x295	An	16	0.30	9.30	1.72	YES
Half Coping	290x295	An	16	0.16	4.65	3.44	YES

Thickness: 55mm, Joint width: Butt
Please note: Products shown as available as 'order choice' come in multiples of one, unless stated otherwise.



NATURAL STONE WALLING SLIPS

This range of walling slips comes in Natural Slate and Natural Sandstone with a set of complementary shades. For a superb natural stone look, they just stick to a block wall using Bradbond walling adhesive. The slips are Z-shaped giving the appearance a random look. There are also end pieces available to finish off straight walls. Natural Stone or Porcelain is ideal as complementary coping for these walls.



Natural Sandstone walling slip Fossil Buff (FB)



Natural Sandstone walling slip Sunset Buff (SB)



Natural Sandstone walling slip Silver Grey (SG)



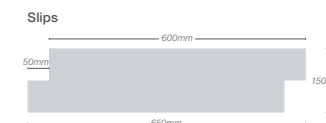
Natural Slate walling slip Blue-Black (BB)



Natural Slate walling slip Rustic Gold (RG)

	Nominal size (mm)	Colours	Units/ pack	Pack weight (t)	m ² /pack linear m/ pack	Units/m ² Units/ linear m	Order Choice
Sandstone Slips*	650x150	FB/SB/SG	6	0.02	0.54	11.11	N/A
Sandstone Slip Ends*	400/250x150	FB/SB/SG	12	0.02	0.54	N/A	N/A
Slate Slips^	650x150	BB/RG	6	0.02	0.54	11.11	N/A
Slate Slip Ends^	400/250x150	BB/RG	12	0.02	0.54	N/A	N/A

Thickness: *17-30mm, ^10-20mm, Joint width: Butt
Please note: Products shown as available as 'order choice' come in multiples of one, unless stated otherwise.





££££


££££

MODE® PROFILED COPING

Available in four shades, this coping is ideal to complement or contrast porcelain paving, depending upon the look you desire.

	Nominal size (mm)	Colours	Units/pack	Pack weight (t)	m ² /pack linear m/pack	Units/m ² Units/linear m	Order Choice
Mode Profiled Coping	600 x 300	Bg/SG/DG/Gr	3	0.03	1.80	1.67	N/A

Thickness: 20mm Joint width: 5mm
Please note: Products shown as available as 'order choice' come in multiples of one, unless stated otherwise.



Beige (Bg)



Dark Grey (DG)



Silver Grey (SG)



Graphite (Gr)

PRESTIGE WALLING SLIPS

NEW RANGE

Designed to complement our range of paving our porcelain walling brick slips provide an exquisite finishing touch to any garden. The slips are individual pieces in a choice of two shades that complement our paving ranges, giving a superb natural stone look. They should be applied to a suitable base with our Bradbond Walling Adhesive.



Cognac (C)



Gris (Gr)

	Nominal size (mm)	Colours	Units/pack	Pack weight (t)	m ² /pack linear m/pack	Units/m ² Units/linear m	Order Choice
Walling Slip	385x75	C/ Gr	2100	1.03	60.9	33.10	YES (30)

Joint width: 3mm
Thickness: 9mm



OLD TOWN® eco™ WALLING

This single block of reclaimed Yorkstone profile walling gives the effect of a number of smaller blocks that work perfectly with Old Town paving. The false joints can be mortared for an even more realistic finish.



Grey-Green (GG)



Weathered Limestone (WL)



Grey-Green (GG)



Weathered Limestone (WL)

	Nominal size (mm)	Colours	Units/pack	Pack weight (t)	m ² /pack linear m/pack	Units/m ² Units/linear m	Order Choice
Full block	450 x 145	GG/WL	48	0.86	3.42	14.00	YES
Coping*	460 x 195	GG/WL	11	0.09	5.06	2.10	YES

Thickness: 130mm, *45mm Joint width: 10mm
Please note: Products shown as available as 'order choice' come in multiples of one, unless stated otherwise.



MADOC WALLING

This single block of slate profile walling gives the effect of separate slate pieces laid together. Unique Z-shaped blocks make it easy to build walls and planters.



Weathered Cotswold full block (WcT)



Weathered Cotswold sneck (WcT)



Weathered Cotswold coping (WcT)

	Nominal size (mm)	Colours	Units/pack	Pack weight (t)	m ² /pack linear m/pack	Units/m ² Units/linear m	Order Choice
Full block	580 x 100 x 140	WcT	50	0.76	3.30	15.20	YES
Sneck	110 x 100 x 70	WcT	50	0.08	N/A	N/A	N/A
Coping*	470 x 130 x 45	WcT	60	0.36	28.80	2.10	YES

Joint width: Butt, *10mm
Please note: Products shown as available as 'order choice' come in multiples of one, unless stated otherwise.



NATURAL SANDSTONE WALLING

A perfect complement to Natural Sandstone paving, these fully rumbled, double-sided blocks are easy to use for both straight and curved walls. Also ideal for step risers, fire pits or barbecues.



Fossil Buff (FB)



Silver Grey (SG)



Fossil Buff coping (FB)

	Nominal size (mm)	Colours	Units/pack	Pack weight (t)	m ² /pack linear m/pack	Units/m ² Units/linear m	Order Choice
Mixed sizes	N/A	FB/SG	285	1.15	5.70	N/A	N/A
Coping*	450 x 160	FB	28	0.25	12.88	2.20	N/A

Thickness: 55-75mm, *35-40mm Joint width: 10-15mm
Mixed size pack contains: 285 blocks (60 No. 325x100, 100 No. 270x100 and 125 No. 215x100mm)
Please note: Products shown as available as 'order choice' come in multiples of one, unless stated otherwise.



OLD RIVEN eco™ WALLING

This pitched effect block is perfect for either straight or curved walls. Available in two shades and a mixed size pack.



Autumn Cotswold (AC)



Autumn Silver (AS)

	Nominal size (mm)	Colours	Units/pack	Pack weight (t)	m ² /pack linear m/pack	Units/m ² Units/linear m	Order Choice
Walling pack	Mixed sizes	AC/AS	180	0.76	4.22	N/A	N/A
Coping*	530 x 300	AC/AS	14	0.30	7.56	1.90	YES
Coping*	530 x 150	AC/AS	14	0.12	7.56	1.90	YES

Joint width: Butt, *10mm
Thickness: 100mm, *50mm
Mixed size pack contains: 180 blocks (80 No. 225x65, 60 No. 300x65, 40 No. 225x140mm)
Please note: Products shown as available as 'order choice' come in multiples of one, unless stated otherwise.



COUNTRYSTONE® WALLING

This fully rumbled product – available in three sizes – has been designed to complement traditional style paving.



Buff (Bf)

	Nominal size (mm)	Colours	Units/ pack	Pack weight (t)	m ² /pack linear m/pack	Units/m ² Units/linear m	Order Choice
Full block	290 x 136	Bf	57	0.46	2.50	22.80	YES
Full block	290 x 63	Bf	228	0.89	5.00	45.70	YES
Full block	215 x 63	Bf	288	0.92	4.70	60.90	YES

Thickness: 90mm Joint width: 10mm
Please note: Products shown as available as 'order choice' come in multiples of one, unless stated otherwise.



PITCHED WALLING

These pitched single blocks can be used to easily build both straight and curved walls. It is available in three sizes and two shades and is designed for use with Textured Coping.



Buff (Bf)



Grey (Gy)

	Nominal size (mm)	Colours	Units/ pack	Pack weight (t)	m ² /pack linear m/pack	Units/m ² Units/linear m	Order Choice
Pitched walling	290 x 136	Bf/Gy	50	0.45	2.20	22.80	YES
Pitched walling	290 x 63	Bf/Gy	216	0.86	4.70	45.70	YES
Pitched walling	215 x 63	Bf/Gy	202	0.65	3.30	60.90	YES

Thickness: 90mm Joint width: 10mm
Please note: Products shown as available as 'order choice' come in multiples of one, unless stated otherwise.



TEXTURED COPING

This coping works perfectly together with Countrystone and Pitched Walling. Also ideal for use as a stepping stone or long aspect paver.



Buff (Bf)



Grey (Gy)

	Nominal size (mm)	Colours	Units/ pack	Pack weight (t)	m ² /pack linear m/pack	Units/m ² Units/linear m	Order Choice
Textured coping	580 x 275	Bf/Gy	20	0.37	11.80	1.70	YES
Textured coping	580 x 136	Bf/Gy	24	0.22	13.92	1.70	YES

Thickness: 50mm Joint width: 10mm
Please note: Products shown as available as 'order choice' come in multiples of one, unless stated otherwise.



SCREENWALL WALLING

This double-sided block is mainly used to renovate existing walling. The Saddleback Coping and Pyramid pier caps complement Screenwall or brick walls perfectly, and come in two sizes.



(Leaf block)
Off-White (OW)



(Pyramid pier cap)
Off-White (OW)



(Saddleback coping)
Off-White (OW)

	Nominal size (mm)	Colours	Units/ pack	Pack weight (t)	m ² /pack linear m/pack	Units/m ² Units/linear m	Order Choice
Leaf block	290 x 290 x 90	OW	48	0.49	4.33	11.10	YES
Saddleback coping	610 x 280 x 55	OW	12	0.18	7.44	1.60	YES
Saddleback coping	610 x 140 x 55	OW	24	0.18	14.88	1.60	YES
Pyramid pier cap	380 x 380	OW	12	0.18	N/A	N/A	YES
Pyramid pier cap	305 x 305	OW	24	0.21	N/A	N/A	YES

Joint width: 10mm
Please note: Products shown as available as 'order choice' come in multiples of one, unless stated otherwise.

SETTS

Create a look all of your own.

Setts are the ideal way to give your garden a unique look. You can use them to create a decorative centre-piece or to separate different paved areas. They can also be used as edging, giving your patio or driveway a sophisticated and stylish finish.



NATURAL SANDSTONE SETTS

A range of setts that can be used to add detailed areas to a patio or used as a flat edging.



Fossil Buff (FB)

Autumn Green (AGr)



Sunset Buff (SB)

Silver Grey (SG)

	Nominal size (mm)	Colours	Units/pack	Pack weight (t)	m ² /pack linear m/pack	Units/m ² Units/linear m	Order Choice
Setts	100 x 100	FB/AGr/SB/SG	750	0.77	8.80	85.00	YES

Thickness: 30-45mm Joint width: 15-20mm Country of origin: India

Please note: Products shown as available as 'order choice' come in multiples of one, unless stated otherwise.

NATURAL GRANITE SETTS

Ethically sourced from our global suppliers, our range of granite setts are great for adding feature areas such as paths or borders.



Silver Grey (SG)
(Split all sides)

Dark Grey (DG)
(Sawn, flamed and tumbled)

Silver Grey (SG)
(Sawn and flamed)

	Nominal size (mm)	Colours	Units/pack	Pack weight (t)	m ² /pack linear m/pack	Units/m ² Units/linear m	Order Choice
Split all sides*	100x100*	SG	900	1.25	10.84	83.00	YES
Sawn, flamed and tumbled	200x100	DG	480	0.80	11.08	43.30	YES
Sawn and flamed	200x100	SG	480	0.80	11.08	43.30	YES

Thickness: 30mm *50mm Joint width: 10mm *5-15mm

*Number per pack can vary by up to 30% (only applies to split all sides)

Please note: Products shown as available as 'order choice' come in multiples of one, unless stated otherwise.

EDGING

The definition of stylish borders.

Edging is a great way to define borders and herbaceous beds to make a real design statement. With our comprehensive choice of styles in both natural stone and concrete, you can perfectly coordinate your edging with many of our paving options.




LOOKS GREAT WITH
ASPERO PAVING
SEE PAGE 19



MODE[®] PROFILED EDGING

An ideal finish to your porcelain patio, available in four shades. Perfectly complements Mode Profiled and Aspero Paving but can be used with all of our porcelain range to complete your garden project.



Beige (Bg)

Silver Grey (SG)



Dark Grey (DG)

Graphite (Gr)

	Nominal size (mm)	Colours	Units/ pack	Pack weight (t)	m ² /pack linear m/pack	Units/m ² linear m	Order Choice
Mode Profiled Edging	600 x 300	Bg/SG/DG/Gr	3	0.03	1.80	1.67	N/A

Thickness: 20mm Joint width: Butt
Please note: Products shown as 'order choice' come in multiples of one, unless stated otherwise.



RUSTIC ROPE TOP EDGING ^{eco}

Available in three distinctive and attractive colours, this traditional-style Rope Top edging has matching corners which make it easy to change direction.



Antique Red (AR)



Cotswold (Ct)



Old Granite (OG)

Dollies Left to right:
Antique Red (AR), Cotswold (Ct),
Old Granite (OG)



	Nominal size (mm)	Colours	Units/ pack	Pack weight (t)	m ² /pack linear m/pack	Units/m ² linear m	Order Choice
Top edging	600 x 150	AR/Ct/OG	38	0.30	22.80	1.66	YES
Top corner dolly	250 x 50	AR/Ct/OG	20	0.04	1.00	N/A	YES

Thickness: 50mm Joint width: 5mm
Please note: Products shown as available as 'order choice' come in multiples of one, unless stated otherwise.



TILE ON EDGE ^{eco}

The effect of reclaimed tiles stacked on their edge giving a traditional finish to your garden. Each edging contains 14 tiles making it quick and easy to achieve the effect you are after. Corner units are also available to change direction.



Terracotta (Te)



Terracotta Corner (Te)



Anthracite (An)



Anthracite Corner (An)

	Nominal size (mm)	Colours	Units/ pack	Pack weight (t)	m ² /pack linear m/pack	Units/m ² linear m	Order Choice
Tile on Edge Straight	450x225	Te/An	24	0.20	10.80	2.22	YES
Tile on Edge Corner	265x265	Te/An	12	0.07	3.18	3.77	YES

Thickness: 40mm Joint width: Butt
Please note: Products shown as available as 'order choice' come in multiples of one, unless stated otherwise.



NATURAL SANDSTONE EDGING

This versatile riven profile can be used as both edging and coping for walling. It beautifully complements Natural Sandstone paving.



Fossil Buff (FB)

	Nominal size (mm)	Colours	Units/ pack	Pack weight (t)	m ² /pack linear m/pack	Units/m ² Units/linear m	Order Choice
Natural Sandstone [®] edging	450 x 160	FB	28	0.25	12.88	2.20	N/A

Thickness: 35-40mm Joint width: 10-15mm

Please note: Natural stone varies in colour and mineral content.

Please note: Products shown as available as 'order choice' come in multiples of one, unless stated otherwise.



ECO COUNTRYSIDE EDGING

With a distinctive and stylish black fleck shade which closely resembles natural granite, this environmentally-friendly edging has 65% recycled or reclaimed material.



Black Fleck (BF)

	Nominal size (mm)	Colours	Units/ pack	Pack weight (t)	m ² /pack linear m/pack	Units/m ² Units/linear m	Order Choice
ECO Countryside edging	914 x 150	BF	40	0.68	36.56	1.09	N/A

Thickness: 50mm Joint width: 5mm

Please note: Products shown as available as 'order choice' come in multiples of one, unless stated otherwise.



OLD TOWN[®] eco EDGING

This traditional round top edging has a pleasantly weathered Yorkstone-effect profile. It complements Old Town paving and walling.



Grey-Green (GG)



Weathered Limestone (WL)

	Nominal size (mm)	Colours	Units/ pack	Pack weight (t)	m ² /pack linear m/pack	Units/m ² Units/linear m	Order Choice
Old Town edging	450 x 200	GG/WL	34	0.34	15.30	2.20	YES

Thickness: 50mm Joint width: 10-15mm

Please note: Products shown as available as 'order choice' come in multiples of one, unless stated otherwise.



STONEWOOD[®] eco EDGING

These rugged, rustic wood-effect sleepers have weathered, authentic profiles and are available in three sizes.



Antique Brown (AB)



Antique Brown (AB)



Antique Brown (AB)

	Nominal size (mm)	Colours	Units/ pack	Pack weight (t)	m ² /pack linear m/pack	Units/m ² Units/linear m	Order Choice
Stonewood Sleeper edging	900 x 250*	AB	23	0.69	20.90	1.10	N/A
Stonewood Sleeper edging	600 x 250	AB	29	0.36	17.70	1.60	N/A
Stonewood Sleeper edging	250 x 250	AB	46	0.26	12.00	3.80	N/A

Thickness: 40mm, *50mm Joint width: 5mm

Please note: Products shown as available as 'order choice' come in multiples of one, unless stated otherwise.





OLD RIVEN eco EDGING

Each single piece of this stone on-end edging looks like ten pieces. It can also be used as coping to create a new and strikingly different effect.



Autumn Silver (AS)



Autumn Cotswold (AC)

	Nominal size (mm)	Colours	Units/ pack	Pack weight (t)	m ² /pack linear m/pack	Units/m ² Units/linear m	Order Choice
--	-------------------	---------	-------------	-----------------	------------------------------------	-------------------------------------	--------------

Old Riven edging 510 x 160 AS/AC 30 0.57 15.60 2.00 YES

Thickness: 125mm Joint width: 10-15mm
Please note: Products shown as available as 'order choice' come in multiples of one, unless stated otherwise.



SCALLOPED EDGING

Just the job when budgets are tight, this edging offers excellent value for money.



Buff (Bf)



Grey (Gy)



Red (Rd)

	Nominal size (mm)	Colours	Units/ pack	Pack weight (t)	m ² /pack linear m/pack	Units/m ² Units/linear m	Order Choice
--	-------------------	---------	-------------	-----------------	------------------------------------	-------------------------------------	--------------

Scalloped edging 600 x 150 Bf/Gy/Rd 48 0.37 28.80 1.70 YES

Thickness: 50mm Joint width: Butt
Please note: Products shown as available as 'order choice' come in multiples of one, unless stated otherwise.



TEXTURED EDGING

Available in two subtle and elegant shades, this medium textured edging beautifully complements Textured paving.



Buff (Bf)



Grey (Gy)

	Nominal size (mm)	Colours	Units/ pack	Pack weight (t)	m ² /pack linear m/pack	Units/m ² Units/linear m	Order Choice
--	-------------------	---------	-------------	-----------------	------------------------------------	-------------------------------------	--------------

Textured edging 580 x 275 Bf/Gy 20 0.37 11.80 1.70 YES

Textured edging 580 x 136 Bf/Gy 24 0.22 13.92 1.70 YES

Thickness: 50mm Joint width: 10mm
Please note: Products shown as available as 'order choice' come in multiples of one, unless stated otherwise.



ROUND TOP EDGING

A great value edging which comes in attractive Buff, Grey and Dark Grey colour options.



Buff (Bf)



Grey (Gy)



Dark Grey (DG)

	Nominal size (mm)	Colours	Units/ pack	Pack weight (t)	m ² /pack linear m/pack	Units/m ² Units/linear m	Order Choice
--	-------------------	---------	-------------	-----------------	------------------------------------	-------------------------------------	--------------

Round Top edging 600 x 150 Bf/Gy/DG 48 0.37 28.80 1.70 YES

Thickness: 50mm Joint width: Butt
Please note: Products shown as available as 'order choice' come in multiples of one, unless stated otherwise.





Round stepping stone in Cream Blend



Random stepping stone in Weathered Brown



Stonewood® stepping stone in Antique Brown



STEPPING STONES

Step this way for a delightful garden feature

Stepping stones are a charming feature in any garden. Set in lawns and gravel or even in borders interspersed with planting, they offer a practical way to walk about your garden, add interest and character.

	Nominal size (mm)	Colours	Units/pack	Pack weight (t)	m ² /pack	Thickness (mm)	Order Choice
Natural Sandstone*	300 x 450	FB	56	0.50	N/A	22	YES
Natural Limestone*	300 x 450	BB	56	0.50	N/A	22	YES
Round	Ø450	BrB/CrB	70	0.80	N/A	32	YES
Random	450 x 350	WG/WB	70	0.80	N/A	32	YES
Stonewood	290-450	AB	36	0.47	N/A	50	YES

*Please note: Natural stone varies in colour and mineral content.

RANDOM STEPPING STONE

Featuring a riven surface and a naturalistic fettle edge, choose from Weathered Grey or Weathered Brown colour options to complement Ashbourne or other traditional paving ranges.



Random stepping stone Weathered Brown **(WB)**



Random stepping stone Weathered Grey **(WG)**

STONEWOOD® STEPPING STONE

In deep, characterful Antique Brown, these stones imitate natural wood but offer much more durability and need much less maintenance.



Stonewood® stepping stone Antique Brown **(AB)**

NATURAL SANDSTONE STEPPING STONE

In a rugged Fossil Buff colourway, this stepping stone complements our natural stone paving ranges.



Natural Sandstone stepping stone Fossil Buff **(FB)**

NATURAL LIMESTONE STEPPING STONE

Designed to work with our natural stone paving, this stepping stone is available in striking Blue-Black.



Natural Limestone stepping stone Blue-Black **(BB)**

ROUND STEPPING STONE

With a riven surface, these Brown Blend or Cream Blend stones complement Ashbourne or other traditional paving ranges.



Round stepping stone Brown Blend **(BrB)**



Round stepping stone Cream Blend **(CrB)**

You can keep your patio or driveway in beautiful condition for years

Scan here for more information

Scan the QR code with your smartphone for cleaning and maintenance tips.



'White Bloom' on garden or driveway paving

Occasionally, after a few weeks or months, white patches may appear on the surface of paving stones. This is known as efflorescence or white bloom. Efflorescence is a natural phenomenon and can occur with all cement-based products, as well as other paving products. It may appear randomly and will possibly appear more pronounced on coloured paving. The white bloom may give the impression that the colour of the paving is fading but, when wet, you will find that the efflorescence vanishes and the paving returns to its original shade. The white bloom will often return once the paving dries. Rest assured that the efflorescence has no detrimental effect on the performance of the paving and will generally disappear with time.

Factors such as climate conditions, location and aspect (damp/shady or open/sunny) are variables that can affect the extent of the phenomenon.

Periodic Cleaning

A sweep with a stiff broom and hot soapy water is usually enough to prevent build up of dirt.

The occasional use of a patio or driveway wash will further enhance appearance, but please use sparingly as it may adversely affect the long-term durability of your paving. Check with your local stockist or Assured Landscaper for advice on suitable products. Every three months, check for loose or damaged pavers and ensure all jointing material is intact. Thoroughly clean any stains such as alcohol, barbecue fat or bird droppings. Always test a small area first before cleaning your whole patio or driveway.

Please note: Jointing materials may potentially stain/change colour when directly exposed to acid based cleaners. We recommend testing on a small discreet area first. Limestone, Slate and Granites are especially sensitive to cleaners and therefore we do not recommend acid based product for such pavers.



Natural Stone

Natural Stone may contain minor imperfections and foreign materials as part of its inherent make-up; for instance iron oxides and other naturally occurring pigments. These do not affect the performance of the paving but may mean that some discolouration occurs naturally.

Sealants

Sealants can be used on your patio or driveway. However, please check the sealant manufacturer's instructions to ensure it is suitable for sealing paving. Breathable sealants are recommended.

Please note: Applying sealant to paving may affect the colour. Sealants are not required to ensure durability of the product. Sealants can be applied for various reasons – i.e. ease of cleaning, colour enhancement and matt/gloss appearance. It is not necessary to seal porcelain.

- It is important to use the correct sealant for the product material – concrete, natural sandstone, block paving, granite etc.
- Sealants should not as a rule be applied until after the paving has been laid for about two months with the exception of Smooth Natural Sandstone.
- Smooth Natural Sandstone needs to be handled very carefully when installing to minimise staining. We would advise that the product be sealed prior to laying. However, if this is not possible, it should be covered up as it is installed and sealed as soon as it is laid.
- It's vital to use a good quality sealant and apply as per the manufacturer's instructions. Remember, once applied it can't be removed.

Weeding

A newly laid patio or driveway can stand for many years before weeds force their way to the surface through small cracks or crevices. There are a number of ways you can restore the appearance of your patio:

Removal of weeds

Pull weeds up from the root. Grab or pinch the base of the weed to remove as much as possible. For wider gaps between brick patio joints, dig the weed up using your hands or a small shovel.

Jointing

For block paving products, we recommend the use of kiln dried sand. And where a mortar joint is required, we recommend 3 parts building sand to 1 part cement. The sand fills voids and reduces the moisture weeds need to grow.





SERAMENO®



See page 25 for product details

	Nominal size (mm)	Colours	Units/ pack	Pack weight (t)	m ² /pack	Units/m ²	Order Choice
Paver	1000 x 500	FC/FB/FS	42	0.95	21	2	YES

Thickness: 20mm Joint width: 5mm
Please note: Products shown as available as 'order choice' come in multiples of one, unless stated otherwise



ASPERO®



See page 31 for product details

	Nominal size (mm)	Colours	Units/ pack	Pack weight (t)	m ² /pack	Units/m ²	Order Choice
19.44m ² patio pack	5400 x 3600	SG/Gr	72	0.93	19.44	N/A	N/A
18.36m ² patio pack	5100 x 3600	Bg/SG/DG/Gr	78	0.88	18.36	N/A	N/A

Thickness: 20mm Joint width: 5mm
Please note: Products shown as available as 'order choice' come in multiples of one, unless stated otherwise



19.44m² patio pack
(Approx size: 5400 x 3600mm)

KIT CONSISTS OF:

- 24 = 895 x 445mm
- 24 = 895 x 295mm
- 24 = 895 x 145mm

Laying pattern displayed includes cuts to stagger the joints. Pavers should be staggered at a maximum of 33%.



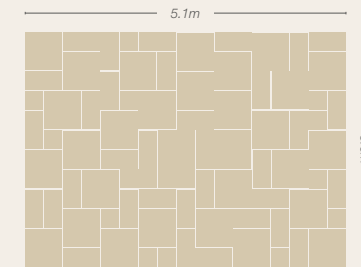
FIERO™



See page 27 for product details

	Nominal size (mm)	Colours	Units/ pack	Pack weight (t)	m ² /pack	Units/m ²	Order Choice
Paver	900 x 900	Sl/Le/Br	30	1.12	24.3	1.24	YES

Thickness: 20mm Joint width: 5mm
Please note: Products shown as available as 'order choice' come in multiples of one, unless stated otherwise



18.36m² patio pack
(Approx size: 5100 x 3600mm)

KIT CONSISTS OF:

- 30 = 595 x 595mm
- 36 = 595 x 295mm
- 12 = 295 x 295mm



ROMELI®



See page 29 for product details

	Nominal size (mm)	Colours	Units/ pack	Pack weight (t)	m ² /pack	Units/m ²	Order Choice
Paver	800 x 400	BB/GB	48	0.69	15.36	3.13	YES (2)

Thickness: 20mm Joint width: 5-10mm
Please note: Products shown as available as 'order choice' come in multiples of one, unless stated otherwise



MANZANO®



See page 35 for product details

	Nominal size (mm)	Colours	Units/ pack	Pack weight (t)	m ² /pack	Units/m ²	Order Choice
Paver	1200 x 600	Pe/Gy	27	0.95	19.44	1.39	YES
Paver	600 x 600	Pe/Gy	60	1.05	21.60	2.78	YES (2)

Thickness: 20mm Joint width: 5mm
Please note: Products shown as available as 'order choice' come in multiples of one, unless stated otherwise



MODE® PROFILED

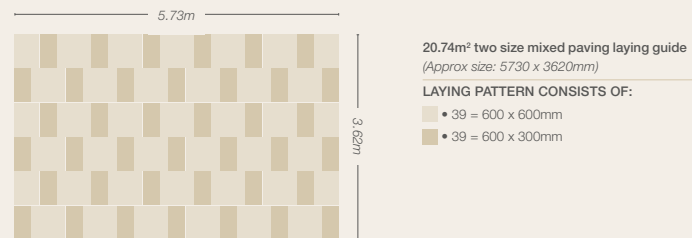


See page 37 for product details

	Nominal size (mm)	Colours	Units/pack	Pack weight (t)	m ² /pack	Units/m ²	Order Choice
Paver	900 x 450	SG/Gr	39	0.76	15.80	2.47	YES
Paver	600 x 600	Bg/SG/DG/Gr	60	1.05	21.60	2.80	YES (2)
Paver	600 x 300	Bg/SG/DG/Gr	72	0.61	12.96	5.56	YES (3)
Paver	900 x 150	Bg/Gr/SG/DG	144	0.91	19.44	7.41	YES (3)

Thickness: 20mm Joint width: 5mm

Please note: Products shown as available as 'order choice' come in multiples of one, unless stated otherwise



A typical illustration of how two different size packs of Mode paving can be combined.

Please note to create this effect the shade batch reference for each size will be different. This may increase the overall tonal variation, particularly on Dark Grey and Graphite shades.

HOW TO LAY 900 x 150mm MODE PROFILED



MODE® PROFILED 10mm



See page 41 for product details

	Nominal size (mm)	Colours	Units/pack	Pack weight (t)	m ² /pack	Units/m ²	Order Choice
Paver	600 x 600	Bg/SG/DG/Gr	128	1.05	46.08	2.78	YES

Thickness: 10mm Joint width: 5mm

Please note: Products shown as available as 'order choice' come in multiples of one, unless stated otherwise



PAUTA®



See page 43 for product details

	Nominal size (mm)	Colours	Units/pack	Pack weight (t)	m ² /pack	Units/m ²	Order Choice
Paver	900 x 450	SG/MG	39	0.76	15.80	2.47	YES
Paver	600 x 600	SG/MG	60	1.05	21.60	2.78	YES (2)

Thickness: 20mm Joint width: 5mm

Please note: Products shown as available as 'order choice' come in multiples of one, unless stated otherwise



VETUSTO®

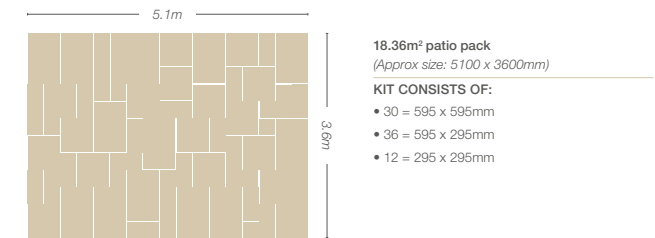


See page 45 for product details

	Nominal size (mm)	Colours	Units/pack	Pack weight (t)	m ² /pack	Units/m ²	Order Choice
Paver	895 x 595	Du/BB	30	0.73	16.20	1.85	YES
18.36m ² patio pack	5100 x 3600	Du/BB/RG	78	0.88	18.36	N/A	N/A

Thickness: 20mm Joint width: 5mm

Please note: Products shown as available as 'order choice' come in multiples of one, unless stated otherwise



MADERA ANTIGUA®



See page 48 for product details

	Nominal size (mm)	Colours	Units/pack	Pack weight (t)	m ² /pack	Units/m ²	Order Choice
Paver	900 x 150	Gy/Oa	144	0.91	19.44	7.41	YES (3)

Thickness: 20mm Joint width: 5mm

Please note: Products shown as available as 'order choice' come in multiples of one, unless stated otherwise

HOW TO LAY MADERA PAVING





MADERA GRANDE

£££

See page 49 for product details

	Nominal size (mm)	Colours	Units/pack	Pack weight (t)	m ² /pack	Units/m ²	Order Choice
Paver	1200 x 300	LB/DB	64	1.01	23.04	2.78	YES (2)

Thickness: 20mm Joint width: 5mm
Please note: Products shown as available as 'order choice' come in multiples of one, unless stated otherwise

HOW TO LAY MADERA PAVING



DO NOT start pavers on alternative rows at the same point.



Pavers should be staggered to a MAXIMUM OF 33%.



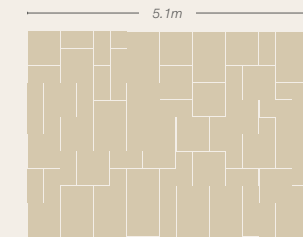
ARENARIA®

£££

See page 54 for product details

	Nominal size (mm)	Colours	Units/pack	Pack weight (t)	m ² /pack	Units/m ²	Order Choice
18.36m ² patio pack	5100 x 3600	LG/DG/Cr	78	0.88	18.36	N/A	N/A

Thickness: 20mm Joint width: 5mm
Please note: Products shown as available as 'order choice' come in multiples of one, unless stated otherwise



18.36m² patio pack
(Approx size: 5100 x 3600mm)

KIT CONSISTS OF:

- 30 = 595 x 595mm
- 36 = 595 x 295mm
- 12 = 295 x 295mm



ROCK

£££

See page 51 for product details

	Nominal size (mm)	Colours	Units/pack	Pack weight (t)	m ² /pack	Units/m ²	Order Choice
Paver	900 x 600	SG	40	1.05	21.6	1.85	YES

Thickness: 20mm Joint width: 5mm
Please note: Products shown as available as 'order choice' come in multiples of one, unless stated otherwise



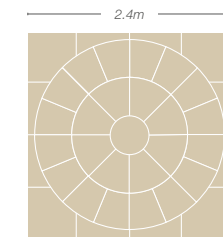
TEPHRA®

£££

See page 55 for product details

	Nominal size (mm)	Colours	Units/pack	Pack weight (t)	m ² /pack	Units/m ²	Order Choice
Paver	600 x 600	LG/DG/Cr	60	1.05	21.60	2.78	YES (2)
Circle Feature Kit	2400 x 2400	LG/DG/Cr	37	0.38	5.76	N/A	NO

Thickness: 20mm Joint width: 5mm
Please note: Products shown as available as 'order choice' come in multiples of one, unless stated otherwise



Ø 2.4m circle with squaring off kit
(Circle approx size: Ø 2400mm)
(Squared up approx size: 2400x2400mm)

KIT CONSISTS OF:

- 01 = centre
- 08 = middle
- 16 = outer

SQUARING OFF KIT CONSISTS OF:

- 12 = squaring off pavers



STYLUS™

£££

See page 53 for product details

	Nominal size (mm)	Colours	Units/pack	Pack weight (t)	m ² /pack	Units/m ²	Order Choice
Paver	1200 x 600	LG/DG	27	0.95	19.44	1.39	YES
Paver	600 x 600	LG/DG	64	1.09	23.04	2.78	YES

Thickness: 20mm Joint width: 5mm
Please note: Products shown as available as 'order choice' come in multiples of one, unless stated otherwise



TATRA®

££

See page 57 for product details

	Nominal size (mm)	Colours	Units/pack	Pack weight (t)	m ² /pack	Units/m ²	Order Choice
Paver	600 x 600	Bg/LG/DG	60	0.99	21.6	2.78	NO

Thickness: 18mm Joint width: 5mm
Please note: Products shown as available as 'order choice' come in multiples of one, unless stated otherwise



OLD TOWN® **ecoevolve™**



See page 63 for product details

	Nominal size (mm)	Colours	Units/pack	Pack weight (t)	m ² /pack	Units/m ²	Order Choice
Patio Pack	3000x2400	SG	27	0.42	7.2	N/A	NO

Thickness: 30mm Joint width: 10-15mm

Please note: Products shown as available as 'order choice' come in multiples of one, unless stated otherwise



7.2m² patio pack
(Approx size: 3000 x 2400mm)

KIT CONSISTS OF:

- 05 = 900 x 600mm
- 06 = 600 x 600mm
- 10 = 600 x 300mm
- 06 = 300 x 300mm



CARPET STONES



See page 67 for product details

	Nominal size (mm)	Colours	Units/pack	Pack weight (t)	m ² /pack	Units/m ²	Order Choice
Paver	1200 x 400	Ch/RR	30	0.95	14.90	2.00	YES

Thickness: 40mm Joint width: 10-15mm

Please note: Products shown as available as 'order choice' come in multiples of one, unless stated otherwise



OLD TOWN® **eco™**

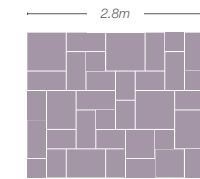


See page 65 for product details

	Nominal size (mm)	Colours	Units/pack	Pack weight (t)	m ² /pack	Units/m ²	Order Choice
Paver	900 x 600*	GG/WL/OQ	10	0.55	5.60	1.80	YES
Paver	600 x 600	GG/WL/OQ	22	0.68	8.20	2.70	YES
Paver	600 x 300	GG/WL/OQ	46	0.71	8.70	5.30	YES
Paver	300 x 300	GG/WL/OQ	48	0.40	4.60	10.40	YES
6.4m ² patio pack	2800x2300	GG/WL/OQ	35	0.53	6.40	N/A	N/A
2 ring circle	Ø 2800	GG/WL	36	0.52	6.15	N/A	N/A
Circle outer	Ø 4000	GG/WL	16	0.61	6.41	N/A	N/A
2 ring circle squaring off kit	2800 x 2800	GG/WL	12	0.13	1.69	N/A	N/A
Circle outer squaring off kit	4000 x 4000	GG/WL	20	0.28	3.44	N/A	N/A

Thickness: 40mm, 44mm* Joint width: 10-15mm

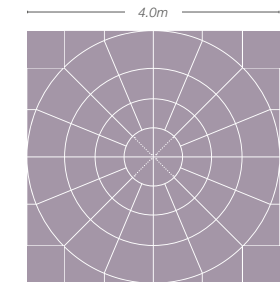
Please note: Products shown as available as 'order choice' come in multiples of one, unless stated otherwise



6.4m² patio pack (Approx size: 2800 x 2300mm)

KIT CONSISTS OF:

- 03 = 600 x 600mm
- 03 = 600 x 450mm
- 02 = 450 x 450mm
- 09 = 600 x 300mm
- 12 = 450 x 300mm
- 06 = 300 x 300mm



Ø 4m circle with squaring off kit
(Circle approx size: Ø 4000mm)
(Squared up approx size: 4000 x 4000mm)

KIT CONSISTS OF:

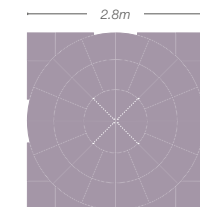
- 04 = centre
- 16 = middle
- 16 = outer

OUTER CIRCLE KIT CONSISTS OF:

- 16 = pavers

SQUARING OFF KIT CONSISTS OF:

- 20 = squaring off pavers



Ø 2.8m circle with squaring off kit
(Circle approx size: Ø 2800mm)
(Squared up approx size: 2800 x 2800mm)

KIT CONSISTS OF:

- 04 = centre
- 16 = middle
- 16 = outer

SQUARING OFF KIT CONSISTS OF:

- 12 = squaring off pavers



STONEMASTER®



See page 69 for product details

	Nominal size (mm)	Colours	Units/pack	Pack weight (t)	m ² /pack	Units/m ²	Order Choice
Paver	800 x 200	LG/MG/DG	32	0.95	5.12	6.25	YES

Thickness: 80mm Joint width: N/A
Please note: Products shown as available as 'order choice' come in multiples of one, unless stated otherwise



MAHINA®



See page 73 for product details

	Nominal size (mm)	Colours	Units/pack	Pack weight (t)	m ² /pack	Units/m ²	Order Choice
Paver	600 x 600	Na/DG	20	0.58	7.20	2.78	YES
Paver	450 x 450	Na/DG	40	0.70	8.10	4.90	YES

Thickness: 35mm Joint width: 5mm
Please note: Products shown as available as 'order choice' come in multiples of one, unless stated otherwise



PANACHE GROUND



See page 71 for product details

	Nominal size (mm)	Colours	Units/pack	Pack weight (t)	m ² /pack	Units/m ²	Order Choice
Paver	450 x 450	SG/MG	40	0.88	8.10	4.90	YES

Thickness: 40mm Joint width: 5mm
Please note: Products shown as available as 'order choice' come in multiples of one, unless stated otherwise



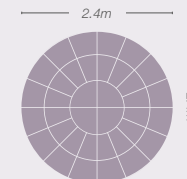
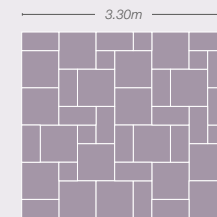
OLD RIVEN eco



See page 75 for product details

	Nominal size (mm)	Colours	Units/pack	Pack weight (t)	m ² /pack	Units/m ²	Order Choice
Paver	600 x 600	AC/AS/AG/AB	29	0.73	10.79	2.70	YES
Paver	600 x 300	AC/AS/AG/AB	87	1.03	16.45	5.30	YES
Paver	300 x 300	AC/AS/AG/AB	87	0.52	8.36	10.40	YES
9.9m ² patio pack	3300 x 3000	AC/AS/AG/AB	41	0.68	9.90	N/A	N/A
2 ring circle	Ø 2400	AC/AS	34	0.31	4.52	N/A	N/A

Thickness: 35mm Joint width: 10-15mm
Please note: Products shown as available as 'order choice' come in multiples of one, unless stated otherwise



9.9m² patio pack
(Approx size: 3300 x 3000)

- KIT CONSISTS OF:**
- 17 = 600 x 600mm
 - 18 = 600 x 300mm
 - 06 = 300 x 300mm

Ø 2.4m circle
(Circle approx size: Ø 2400mm)

KIT CONSISTS OF:

- 02 = centre
- 16 = middle
- 16 = outer



AGED RIVEN eco™

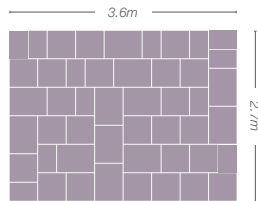


See page 79 for product details

	Nominal size (mm)	Colours	Units/pack	Pack weight (t)	m ² /pack	Units/m ²	Order Choice
Paver	450 x 300	DG	70	0.68	9.98	7.00	YES
9.72m ² patio pack	3600 x 2700	DG	48	0.74	9.72	N/A	N/A

Thickness: 30mm Joint width: 10-15mm


Please note: Products shown as available as 'order choice' come in multiples of one, unless stated otherwise



9.72m² patio pack
(Approx size: 3600 x 2700mm)

KIT CONSISTS OF:

- 12 = 600 x 450mm
- 24 = 450 x 450mm
- 12 = 300 x 450mm



TEXTURED



See page 84 for product details

	Nominal size (mm)	Colours	Units/pack	Pack weight (t)	m ² /pack	Units/m ²	Order Choice
Paver	600 x 600	DG/Bf/Gy/Rd	20	0.58	7.20	2.80	YES
Paver*	450 x 450	DG/Bf/Gy/Rd	40	0.70	8.10	4.90	YES

Thickness: 35mm, *32mm Joint width: 5mm

Please note: Products shown as available as 'order choice' come in multiples of one, unless stated otherwise



ASHBOURNE™ eco™

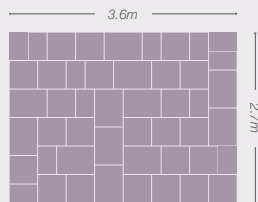


See page 81 for product details

	Nominal size (mm)	Colours	Units/pack	Pack weight (t)	m ² /pack	Units/m ²	Order Choice
9.72m ² patio pack	3600 x 2700	Ct/YB/WG/YG	48	0.74	9.72	N/A	N/A

Thickness: 30mm Joint width: 10-15mm

Please note: Products shown as available as 'order choice' come in multiples of one, unless stated otherwise



9.72m² patio pack
(Approx size: 3600 x 2700mm)

KIT CONSISTS OF:

- 12 = 600 x 450mm
- 24 = 450 x 450mm
- 12 = 300 x 450mm



EDALE eco™




See page 85 for product details

	Nominal size (mm)	Colours	Units/pack	Pack weight (t)	m ² /pack	Units/m ²	Order Choice
Paver	450 x 450	Cr/Gy/DG	76	0.98	16.08	4.70	N/A

Thickness: 30mm Joint width: 10-15mm

Please note: Products shown as available as 'order choice' come in multiples of one, unless stated otherwise



PEAK



See page 87 for product details

	Nominal size (mm)	Colours	Units/pack	Pack weight (t)	m ² /pack	Units/m ²	Order Choice
Peak Riven	600 x 600	Bf/N/Rd/DG	20	0.51	7.44	2.70	N/A
Peak Riven	450 x 450*	Bf/N/Rd/DG	40	0.55	8.46	4.70	N/A
Peak Smooth	600 x 600	Bf/N	20	0.58	7.20	2.80	N/A
Peak Smooth	450 x 450*	Bf/N	44	0.61	8.90	4.90	N/A
Peak Smooth	400 x 400**	Bf/N	52	0.54	8.30	6.30	N/A

Thickness: 35mm, *32mm, **28mm Joint width: Riven = 10-15mm Smooth = 5mm

Please note: Limited protection in transit means surfaces may scratch.

Please note: Products shown as available as 'order choice' come in multiples of one, unless stated otherwise

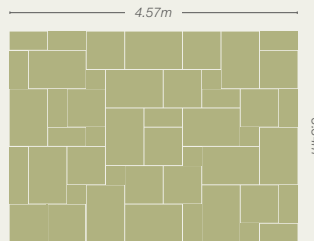


SMOOTH NATURAL SANDSTONE ££££

See page 91 for product details

	Nominal size (mm)	Colours	Units/pack	Pack weight (t)	m ² /pack linear m/pack	Units/m ² Units/linear m	Order Choice
15.3m² patio pack	4570 x 3340	Du/R	48	0.75	15.30	N/A	N/A

Thickness: 20mm Joint width: 5-10mm Country of origin: India
Please note: Products shown as available as 'order choice' come in multiples of one, unless stated otherwise



15.3m² patio pack (Approx size: 4570 x 3340mm)

KIT CONSISTS OF:

- 13 = 900 x 600mm
- 13 = 600 x 600mm
- 13 = 600 x 300mm
- 09 = 300 x 300mm

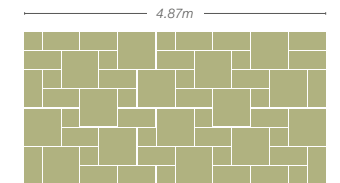


NATURAL SLATE £££

See page 95 for product details

	Nominal size (mm)	Colours	Units/pack	Pack weight (t)	m ² /pack	Units/m ²	Order Choice
Paver	600 x 600	BB	40	0.82	14.90	2.70	N/A
Paver	600 x 295	BB	85	0.88	16.10	5.30	N/A
11.88m² patio pack	4870 x 2440	BB/GG	57	0.65	11.88	N/A	N/A

Thickness: 25mm Joint width: 10mm Country of origin: China
Please note: Products shown as available as 'order choice' come in multiples of one, unless stated otherwise



11.88 m² patio pack (Approx size: 4870 x 2440mm)

KIT CONSISTS OF:

- 15 = 600 x 600mm
- 26 = 600 x 295mm
- 16 = 295 x 295mm




NATURAL GRANITE £££

See page 93 for product details

	Nominal size (mm)	Colours	Units/pack	Pack weight (t)	m ² /pack	Units/m ²	Order Choice
Paver	900 x 900	SG	18	1.00	14.58	1.23	N/A
Paver	600 x 600	SG	40	0.96	14.40	2.80	N/A
Paver	600 x 300	SG	80	0.96	14.40	5.60	N/A
Paver	300 x 300	SG	80	0.50	7.20	11.10	N/A

Thickness: 25mm Joint width: 5-10mm Country of origin: China
Please note: Products shown as available as 'order choice' come in multiples of one, unless stated otherwise



15.3m² patio pack (Approx size: 4570 x 3340mm)

KIT CONSISTS OF:

- 13 = 900 x 600mm
- 13 = 600 x 600mm
- 13 = 600 x 300mm
- 09 = 300 x 300mm

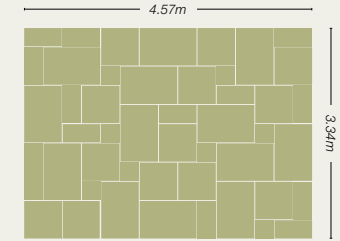


RIVERWASHED LIMESTONE £££

See page 97 for product details

	Nominal size (mm)	Colours	Units/pack	Pack weight (t)	m ² /pack	Units/m ²	Order Choice
15.3m² patio pack	4570 x 3340	StG	48	0.83	15.30	N/A	N/A

Thickness: 20mm Joint width: 5-10mm Country of origin: India
Please note: Products shown as available as 'order choice' come in multiples of one, unless stated otherwise



15.3m² patio pack (Approx size: 4570 x 3340mm)

KIT CONSISTS OF:

- 13 = 900 x 600mm
- 13 = 600 x 600mm
- 13 = 600 x 300mm
- 09 = 300 x 300mm



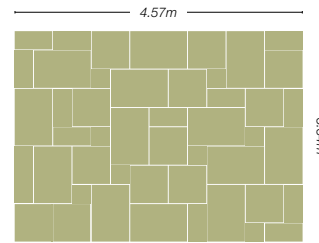
NATURAL LIMESTONE



See page 99 for product details

	Nominal size (mm)	Colours	Units/ pack	Pack weight (t)	m ² /pack	Units/m ²	Order Choice
Paver	900 x 600	BB	28	0.82	15.50	1.80	N/A
Paver	600 x 600	BB	40	0.95	14.90	2.70	N/A
Paver	600 x 300	BB	85	0.95	16.10	5.30	N/A
15.3m ² patio pack	4570 x 3340	BB/Az	48	0.83/0.95*	15.30	N/A	N/A


Thickness: 20mm Joint width: 10-15mm Country of origin: India *Azure weight
Please note: Products shown as available as 'order choice' come in multiples of one, unless stated otherwise



15.3m² patio pack (Approx size: 4570 x 3340mm)

KIT CONSISTS OF:

- 13 = 900 x 600mm
- 13 = 600 x 600mm
- 13 = 600 x 300mm
- 09 = 300 x 300mm



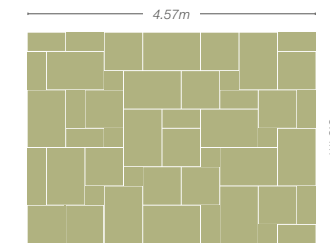
NATURAL SANDSTONE



See page 101 for product details

	Nominal size (mm)	Colours	Units/ pack	Pack weight (t)	m ² /pack	Units/m ²	Order Choice
Paver	900 x 600	AGr/FB/SB/SG	28	0.82	15.50	1.80	N/A
Paver	600 x 600	AGr/FB/SB/SG	40	0.78	14.90	2.70	N/A
Paver	600 x 300	AGr/FB/SB/SG	85	0.80	16.10	5.30	N/A
Paver	300 x 300	AGr/FB/SB/SG	85	0.42	8.15	10.40	N/A
15.3m ² patio pack	4570 x 3340	AGr/FB/SB/SG	48	0.80	15.30	N/A	N/A
2 ring circle	Ø 2460	AGr/FB/SB/SG	25	0.28	4.75	N/A	N/A
2 ring circle squaring off kit	2720 x 2720	AGr/FB/SB/SG	12	0.18	2.65	N/A	N/A
3 ring circle	Ø 3300	FB/SB	41	0.50	8.56	N/A	N/A
3 ring circle squaring off kit	3650 x 3650	FB/SB	20	0.28	4.74	N/A	N/A


Thickness: 22mm Joint width: 10-15mm Country of origin: India
Please note: Products shown as available as 'order choice' come in multiples of one, unless stated otherwise



15.3m² patio pack (Approx size: 4570 x 3340mm)

KIT CONSISTS OF:

- 13 = 900 x 600mm
- 13 = 600 x 600mm
- 13 = 600 x 300mm
- 09 = 300 x 300mm



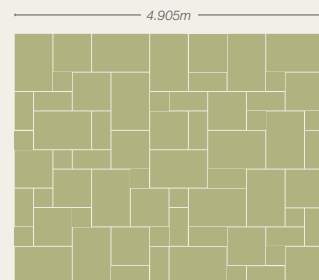
BLENDED NATURAL SANDSTONE



See page 105 for product details

	Nominal size (mm)	Colours	Units/ pack	Pack weight (t)	m ² /pack	Units/m ²	Order Choice
Paver	900 x 600	ImG/RB/RG/BU	28	0.69	15.75	1.85	N/A
19.52m ² patio pack	4905 x 3980	ImG/RB/RG/BU	65	0.84	19.52	N/A	N/A

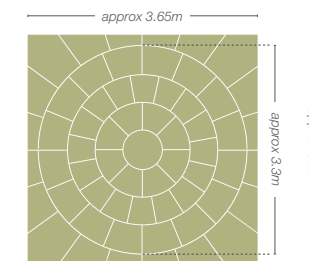
Thickness: 18mm Joint width: 10-20mm Country of origin: India
Please note: Products shown as available as 'order choice' come in multiples of one, unless stated otherwise



19.52m² patio pack (Approx size: 4905 x 3980mm)

KIT CONSISTS OF:

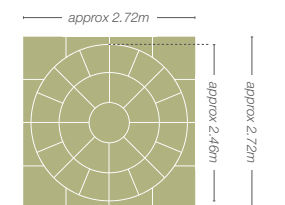
- 16 = 900 x 600mm
- 15 = 600 x 600mm
- 18 = 600 x 290mm
- 16 = 290 x 290mm



Ø 3.3m circle with squaring off kit
(Circle approx size: Ø 3300mm)
(Squared up approx size: 3650 x 3650mm)

KIT CONSISTS OF:

- 16 = outer circle
- 16 = outer middle
- 08 = inner circle
- 01 = centre



Ø 2.46m circle with squaring off kit
(Circle approx size: Ø 2460mm)
(Squared up approx size: 2720 x 2720mm)

KIT CONSISTS OF:

- 16 = outer circle
- 08 = inner circle
- 01 = centre

See page 146 for Natural Sandstone setts details



BRADDRIVE® COBBLESTONES ££££

See page 109 for product details

	Nominal size (mm)	Colours	Units/pack	Pack weight (t)	m ² /pack	Units/m ²	Order Choice
Mixed Sizes	N/A	An/Gr/Br	240	0.71*	6.16	N/A	N/A

Thickness: 60mm Joint width: Butt
 Each pack contains: 240 blocks (70 No. 220x135, 60 No. 200x135, 60 No. 175x135, 30 No. 160x135, 20 No. 145x135)
 Please note: *Pack weight includes jointing compound



STONEMASTER® £££

See page 111 for product details

	Nominal size (mm)	Colours	Units/pack	Pack weight (t)	m ² /pack	Units/m ²	Order Choice
Single sizes	300 x 100*	DG/MG/LG	240	0.96	7.20	33.30	N/A
Mixed sizes	N/A	DG/MG/LG	400	1.02	10.20	N/A	N/A

Thickness: 50mm, *60mm
 Mixed size pack contains: 400 blocks (80 No. 250x150, 80 No. 200x150, 160 No. 150x150 and 80 No. 100x150mm)
 Please note: Products shown as available as 'order choice' come in multiples of one, unless stated otherwise



WOBURN RUMBLED £££

See page 115 for product details

	Nominal size (mm)	Colours	Units/pack	Pack weight (t)	m ² /pack linear m/pack	Units/m ² Units/linear m	Order Choice
Paver	200 x 134	Au/Bd/Ru/Gr/Si	336	1.02	9.05	37.00	N/A
Paver	134 x 134	Au/Bd/Ru/Gr/Si	504	1.02	9.05	56.00	N/A
Paver	100 x 134	Au/Bd/Ru/Gr/Si	672	1.02	8.98	75.00	N/A
Kerbs*	200 x 125	Au/Ru/Gr	192	0.90	19.20	10.00	N/A

Thickness: 50mm, *100mm (Paving also available in 60mm thickness in Autumn, Graphite and Rustic)
 Please note: Products shown as available as 'order choice' come in multiples of one, unless stated otherwise



WOBURN RUMBLED INFILTA £££

See page 119 for product details

	Nominal size (mm)	Colours	Units/pack	Pack weight (t)	m ² /pack	Units/m ²	Order Choice
Paver	200 x 134	Au/Ru/Gr	312	1.14	8.43	37.00	N/A
Paver	134 x 134	Au/Ru/Gr	468	1.14	8.35	56.00	N/A
Paver	100 x 134	Au/Ru/Gr	624	1.14	8.32	75.00	N/A

Thickness: 60mm
 Please note: Products shown as available as 'order choice' come in multiples of one, unless stated otherwise



WOBURN ORIGINAL ££

See page 121 for product details

	Nominal size (mm)	Colours	Units/pack	Pack weight (t)	m ² /pack	Units/m ²	Order Choice
Paver	200 x 134	Au/Ru/Gr/Si	336	1.02	9.05	37.00	N/A
Paver	134 x 134	Au/Ru/Gr/Si	504	1.02	9.05	56.00	N/A
Paver	100 x 134	Au/Ru/Gr/Si	672	1.02	8.98	75.00	N/A

Thickness: 50mm (Also available in 60mm thickness in Graphite and Rustic)
 Please note: Products shown as available as 'order choice' come in multiples of one, unless stated otherwise



MONKSBRIDGE



See page 123 for product details

	Nominal size (mm)	Colours	Units/pack	Pack weight (t)	m ² /pack	Units/m ²	Order Choice
Mixed sizes	N/A	Cn/Cro/Play/GG/Wo	360	1.01	9.60	N/A	N/A

Thickness: 50mm
 Each pack contains: 360 blocks (80 No. 250x150, 100 No. 200x150, 120 No. 150x150 and 60 No. 100x150mm)
 Please note: Products shown as available as 'order choice' come in multiples of one, unless stated otherwise



LUMLEY COBBLE®



See page 125 for product details

	Nominal size (mm)	Colours	Units/pack	Pack weight (t)	m ² /pack	Units/m ²	Order Choice
Mixed sizes	N/A	Stn	240	1.00	7.48	N/A	N/A

Thickness: 60mm
 Each pack contains: 240 blocks (24 No. 280x170, 24 No. 240x170, 48 No. 200x170, 48 No. 160x170, 32 No. 280x130, 16 No. 240x130, 16 No. 200x130, 32 No. 120x130)
 Please note: Products shown as available as 'order choice' come in multiples of one, unless stated otherwise



DRIVEWAY



See page 127 for product details

	Nominal size (mm)	Colours	Units/pack	Pack weight (t)	m ² /pack	Units/m ²	Order Choice
Paver	200 x 100	Au/Bd/Bf/Cy/BQ/Ch/Rd	488	1.11	9.76	50.00	N/A

Thickness: 50mm (Also available in 60mm thickness in all colours)
 Please note: Products shown as available as 'order choice' come in multiples of one, unless stated otherwise



DRIVEWAY INFILTA



See page 128 for product details

	Nominal size (mm)	Colours	Units/pack	Pack weight (t)	m ² /pack	Units/m ²	Order Choice
Paver	200 x 100	Au/Rd/Bd/Ch	404	0.99	8.08	50.00	N/A

Thickness: 60mm. Available in Brindle and Charcoal in the exact quantity you require.
 Please note: Products shown as available as 'order choice' come in multiples of one, unless stated otherwise



KERBS

See page 129 for product details

	Nominal size (mm)	Colours	Units/pack	Pack weight (t)	m ² /pack linear m/pack	Units/m ² Units/linear m	Order Choice
Large kerb	200 x 125	Bd/Ch	192	0.90	19.20	10.00	N/A
Medium kerb	150 x 150	Ch	240	1.06	24.00	10.00	N/A
Small kerb	125 x 125	Bd/Ch	1	< 0.01	N/A	10.00	N/A

Thickness: 100mm Joint width: Butt
 Also available for the large and small kerbs are a range of accessories which allow you to turn corners or edge a curved driveway.
 Please note: Products shown as available as 'order choice' come in multiples of one, unless stated otherwise

ADDITIONAL LANDSCAPING MATERIALS



As part of the Aggregate Industries group, we can also offer ready-mixed concrete and asphalt surfacing materials for your garden or driveway project.

If you're looking for concrete for a shed base, a garden path or for the foundations of your garden walls then our concrete service can deliver direct to your door. Simply visit aggregate.com and we can help guide you to the right concrete mix and help you calculate how much concrete you will need.

If you're thinking of asking your landscaper to install an asphalt driveway or pathway then our **Express Asphalt** service offers them collection locations across the country. All our plants offer service guarantees that mean your landscaper will receive the most reliable service the industry has to offer.



For more information or advice on our concrete services, please call **0345 939 0014**. For asphalt enquiries please call **08450 757 799** or simply visit www.aggregate.com

ADDITIONAL INFORMATION

Product Images

The designs shown in the brochure are for illustrative purposes only. Every effort is made to ensure the accuracy of all content in this guide, however due to varying light conditions it is not always possible to show the true colours of products in a photograph. Before ordering please always view a sample of current stock. You can do this in several ways: By ordering a **FREE** sample from bradstone.com or by calling **01335 372289** or by visiting a display at your local stockist (to find your nearest stockist visit bradstone.com)

Cost

Your local stockist will be able to advise on product pricing. However, to give you an indication of price we include a £ icon on each product showing its value. The more £s a product has, the more premium it is considered to be. Please be aware that paving is just one element of the total cost and is rarely the largest outlay. It's usually about 20% of the cost of the whole project.

Sizes and joint widths

Size dimensions quoted within this brochure are nominal and for guidance only. Actual sizes will vary, particularly where riven profiles and fettled edges are a feature of the product. Always dry lay the product to check area required (especially circles and patio kits). See joint widths recommended for products in the technical information. All m² coverage is approximate and may vary. All our products are manufactured to industry standard tolerances.

General information

Bradstone products and materials, unless otherwise stated, are for domestic landscaping and driveway projects.

Decorative flag paving and some edgings are not recommended for use on driveways. All products must be checked on arrival and in the unlikely event of products reaching you in a less than satisfactory condition, please refer to your stockist immediately, allowing time for the rejected product to be replaced.

When you receive your product you may notice minor scuffing on the surface. This can occur due to movement in transit and will generally disappear in time. De-icing salts should not be used on any of the Bradstone product range. Bradstone does not recommend the use of jet/ power washers as this may affect the surface of the product over time.

All products can develop algae and organic growths under certain environmental conditions and may require cleaning. Areas adjacent to borders, plant pots and trees may discolour from transfer of plant life; specialist maintenance advice may need to be sought.

For advice on cleaning and general maintenance of your patio please refer to our website.

Aggregate Industries cannot accept responsibility for any of the above conditions. Should you require further advice in this area call our customer care team on **01335 372289**.

Health and safety

Due to the nature of our products we always recommend suitable lifting equipment be used for larger products such as 1200 x 600mm and 900 x 900mm pavers. We recommend the use of lifting equipment such as a vacuum lift.

- Always wear gloves and safety footwear when handling the product.
- Always wear safety goggles, safety footwear, gloves, ear protection and appropriate respiratory protection when using cutting equipment.
- Ensure the products are on level ground and retained in some way before removing any packaging.
- Always handle with care as breakage and chipping may result from mishandling.

Order Choice

The Bradstone Order Choice service means that at an additional cost you can order certain products from any Bradstone stockist, even if they do not actually stock that particular product. Simply ask your stockist.

Please note: We do not split patio feature kits.

Bradstone Assured terms and conditions

Bradstone Assured landscapers are subject to regular quality checks and assessments and are required to abide by the Bradstone Assured terms and conditions of membership at all times. Bradstone offers a 10 year guarantee on all Bradstone products installed by Bradstone Assured landscapers with the exception of Peak and a 5 year guarantee on the installation of Bradstone products by a Bradstone Assured landscaper for a reasonable domestic use.

All guarantees are subject to a completed card being returned to the Bradstone offices and a certificate having been issued. Terms and conditions apply please see our website for more details.

Each Bradstone Assured landscaper is directly responsible for the management of the relationship with their customers and any enquiries. Please note that the resulting legal contract is between you and the Bradstone Assured landscaper and is subject to the terms and conditions of that member. They will advise you of these conditions themselves.

You should carefully review their terms and conditions applying to the purchase of your products and/or services. Claims or suggestions should be addressed directly to the Bradstone Assured landscaper providing the relevant products or services.

Please note: Pointing materials are not covered in the Bradstone Assured Guarantee.

KEY PRODUCT INFORMATION

Block paving

Colour variations can occur within packs, therefore:

Ensure your sample and blocks are from the same factory. Block paving should be ordered from the same batch number to avoid colour variation. Do not mix blocks from different factories. Bradstone cannot accept responsibility once blocks are laid from different batches. The responsibility of ensuring this is correct lies with the landscaper. Best results are achieved through mixing from 3 to 5 different packs and from vertical columns rather than horizontal rows.

We recommend a neoprene faced or rubber sole plate on vibrating plate compactors to reduce scuffing (specifically on our Stonemaster, Braddrive Cobblestone ECO and Woburn Original ranges). Light colours are susceptible to staining and care should be given when selecting blocks for driveways.

Natural stone colour and maintenance

All natural stone products (Sandstone, Limestone, Slate and Granite) will have colour and texture variation to a greater or lesser extent within single pieces and from piece to piece.

We recommend a reasonable amount of product is viewed at your local stockist before ordering. Natural stone products may contain minor imperfections. These will depend on the characteristics of the product i.e. fossils, ferns, veining and quartz. Natural stone may develop added marking, deposits or patches as mineral content oxidises.

Product should be mixed from a number of packs prior to installation. Natural stone should always be laid on a full wet mortar bed.

A slurry primer (such as Bradbond) is recommended to be applied to the underside of all Natural Stone paving but is essential for Smooth Natural Sandstone, Natural Slate, Riverwashed Limestone and Granite paving prior to laying to improve adhesion.

Sandstone

Sandstone needs to be handled very carefully when installing to minimise staining and we would advise that Smooth Natural Sandstone be sealed prior to laying using a breathable sealer. However, if this is not possible, it should be covered up as it is installed and sealed as soon as it is laid.

The Silver Grey colour in all of our Natural stone products will vary with differing geological conditions. Such variations can lead to small particles of ironstone within the product creating a darkening of the surface with natural weathering. Being pale in colouration, this natural weathering is more obvious with Silver Grey compared to other natural products in the Bradstone range.

Slate

Slate has many natural characteristics. Therefore, care should be taken when laying to aid/enhance the overall finished aesthetic appearance. In most cases this paving has more than one usable face, we strongly recommend the following checks be made:

- Select the best finished top surface to work with ensuring it is free from calcite mineral deposits (circular white marks).
- Dry lay the paving prior to final installation/fixing to ensure the desired shade variation is achieved throughout the patio area.
- A slurry primer (such as Bradbond) should be applied to the underside of Slate paving prior to laying to improve adhesion.
- Do not use acidic based products during or after installation.
- Natural Slate is not suitable for steps and copings.

Natural Granite

A slurry primer (such as Bradbond) should be applied to the underside of Granite paving prior to laying to improve adhesion.

Do not use a resin based jointing compound with Granite.

Limestone

Indian Blue/Black Limestone is UV sensitive and over time will lighten in colour. We do recommend sealing limestone prior to laying, or as soon after laying when practically possible. Combined colour enhancers and sealers are available that will help keep the look for longer. Never use acidic based products during or after installation.

Porcelain paving

Manufactured from the finest raw materials, under strict controls allows us to obtain the exceptional technical characteristics which sets porcelain paving apart.

Anti-slip surface resistance

- Madera Grande and Madera Antigua = R12
- All other porcelain paving = R11

We recommend Progrout Flexible for pointing. Do not use white cement nor materials containing black pigments. Finishes are intentionally manufactured with slightly uneven colour tones and surface decoration, these subtle variations set these products apart.

The use of a slurry primer to the reverse of each paver is both essential and more importantly critical to the overall performance of Bradstone porcelain paving.

We recommend the use of Bradstone Bradbond for this. Apply as per instructions given on the tub. Applied to the underside using a stiff brush, it provides an exceptional bond between paver and the full wet bed underneath. Mixed to manufacturer's instructions and applied with care it forms an immediate bond which prevents the pavers from lifting or potentially moving in the future when correctly laid.

Bradstone porcelain paving can be cut on site and mostly to any size. We recommend the use of a portable saw (table saw, petrol driven disc cutter, rechargeable angle grinder) fitted with a good quality diamond porcelain blade. The blade should be water fed for dust suppression and to keep the blade cool. Scoring the product first and sawing from the face downwards will help to alleviate the potential risk of edge/surface chipping. There is a porcelain laying guide on bradstone.com.

Bradstone porcelain paving can be cleaned by applying a suitable cleaner. We strongly recommend the finished laid area be thoroughly cleaned/washed down which helps remove general building dirt, grout residue and any grease deposits that may be present. It is also recommended that periodic cleaning with a porcelain cleaner will help to keep the paving looking its best.

Dependent on the type of stain/surface residue present (i.e. suction marks, grease, grout, general building site dirt,) there is a wide range of off the shelf specialist cleaners available. Always check the manufacturer's instructions first before applying to any test area.

Concrete colour and maintenance

Colours may vary subtly, especially in blended shades. Colours will appear different during varying weather conditions such as sunlight and rain. Please check colour samples in dry conditions and in full daylight. Where possible, products should be selected from the same product batch. Our Peak paving should not be used for patios or areas where aesthetics are important.

Differential Weathering

Differential weathering can cause patchy dark discolourations on the surface of individual units. Again this will generally diminish over time and will not affect long term performance. This is due to differential weathering where the surface of the paving has cured at different rates. All decorative products will weather and change appearance over time.

Efflorescence

Efflorescence can appear on all paving products as white patches or a lightening of the surface colour, but seems to disappear when wet. It is formed by a normal chemical reaction which causes calcium hydroxide (lime) to migrate through the damp paving surface and then react with

carbon dioxide in the atmosphere resulting in a deposit of calcium carbonate crystals. Efflorescence is very unpredictable in its occurrence and can happen at any time of the year but is more prevalent in winter.

Although there are cleaners available, efflorescence is a natural phenomenon and will generally disappear with the natural weathering process and the passage of time. It does not compromise the integrity of the paving. Aggregate Industries cannot accept responsibility for the effect of efflorescence which can be a characteristic of all good quality products with a high cement content. For more information visit bradstone.com

Bradstone information

Bradstone reserves the right to alter specifications without prior notice. All products and services shown in this brochure are supplied subject to Aggregate Industries UK Ltd terms and conditions of sale.

No charge is levied for this brochure or the advice therein, and accordingly the company, its employees and authorised agents can accept no liability whatsoever, either directly or indirectly arising from the use of its products in connection with any information or advice contained in this guide.

Bradstone is part of Aggregate Industries UK Ltd. Aggregate Industries is the first company in the world to achieve a BES 6001:2008 Responsible Sourcing Certificate from BRE Global. Products are assessed on:

- Quality management
- Environmental management
- Health and safety management
- Greenhouse gas emissions
- Minimising raw material usage
- Labour practice
- Biodiversity
- Community engagement.

All Bradstone's manufacturing facilities are covered by BS EN ISO 9001 certification for product quality and service. Bradstone block paving products are also manufactured to, and in accordance with, BS EN 1338.

Each of the Bradstone manufacturing locations is certified to ISO 14001 for environmental management systems and 18001 for occupational health and safety. All dimensions quoted in this brochure are nominal and are for guidance only. Actual sizes may vary. Our products also conform to European harmonised standards for CE marking.

Index

Product A-Z

Aged Riven ECO 79	Mode® Profiled steps 137	Rock 51
Arenaria® 54	Monksbridge 123	Romeli® 29
Ashbourne™ ECO 81	Natural Granite 93	Round stepping stone 155
Aspero 31	Natural Granite setts 147	Round top edging 153
Blended Natural Sandstone 105	Natural Limestone 99	Rustic Rope top ECO edging 148
Block paving fixing products 131	Natural Limestone stepping stone 155	Saddleback coping 145
BradDrive® Cobblestone 109	Natural Sandstone 101	Scalloped edging 153
Bradstone Pedestals 133	Natural Sandstone edging 150	Screenwall walling 145
Carpet Stones 67	Natural Sandstone setts 146	Serameno® 25
Countrystone® walling 144	Natural Sandstone stepping stone 155	Smooth Natural Sandstone 91
Driveway 127	Natural Sandstone walling 142	Smooth Natural Sandstone steps 137
Driveway Infilta 128	Natural Slate 95	StoneMaster® 69
Easy Stack™ ECO walling 138	Natural Stone walling slips 139	StoneMaster® block paving 111
ECO Countryside edging 151	Old Riven ECO 75	Stonewood® ECO sleeper edging .. 151
Edale ECO 85	Old Riven ECO edging 152	Stonewood® stepping stone 155
Fiero™ 27	Old Riven ECO walling 143	Stylus™ 53
Flag paving fixing products 130	Old Town® ECO 65	Tatra® 57
Kerbs 129	Old Town® ECO edging 150	Tephra® 55
Lumley Cobble® 125	Old Town® ECO Evolve 63	Textured 84
Madera® Antigua 48	Old Town® ECO walling 142	Textured coping 144
Madera® Grande 49	Panache Ground 71	Textured edging 152
Madoc walling 143	Pauta® 43	Tile on edge ECO 149
Mahina® 73	Peak 87	Universal steps 136
Manzano® 35	Pitched walling 145	Vetusto® 45
Mode® Profiled 37	Prestige walling slips 141	Woburn Original 121
Mode® Profiled 10mm 41	Pyramid pier cap 145	Woburn Rumbled 115
Mode® Profiled coping 140	Random stepping stone 155	Woburn Rumbled Infilta 119
Mode® Profiled edging 149	Riverwashed Limestone 97	

My Bradstone Assured landscaper details

.....

.....

.....

.....

.....

My favourite products

.....

.....

.....

.....

.....

1 SQUARE
= 1 METRE